



TUESDAY 12th – SATURDAY 16th MAY 2009

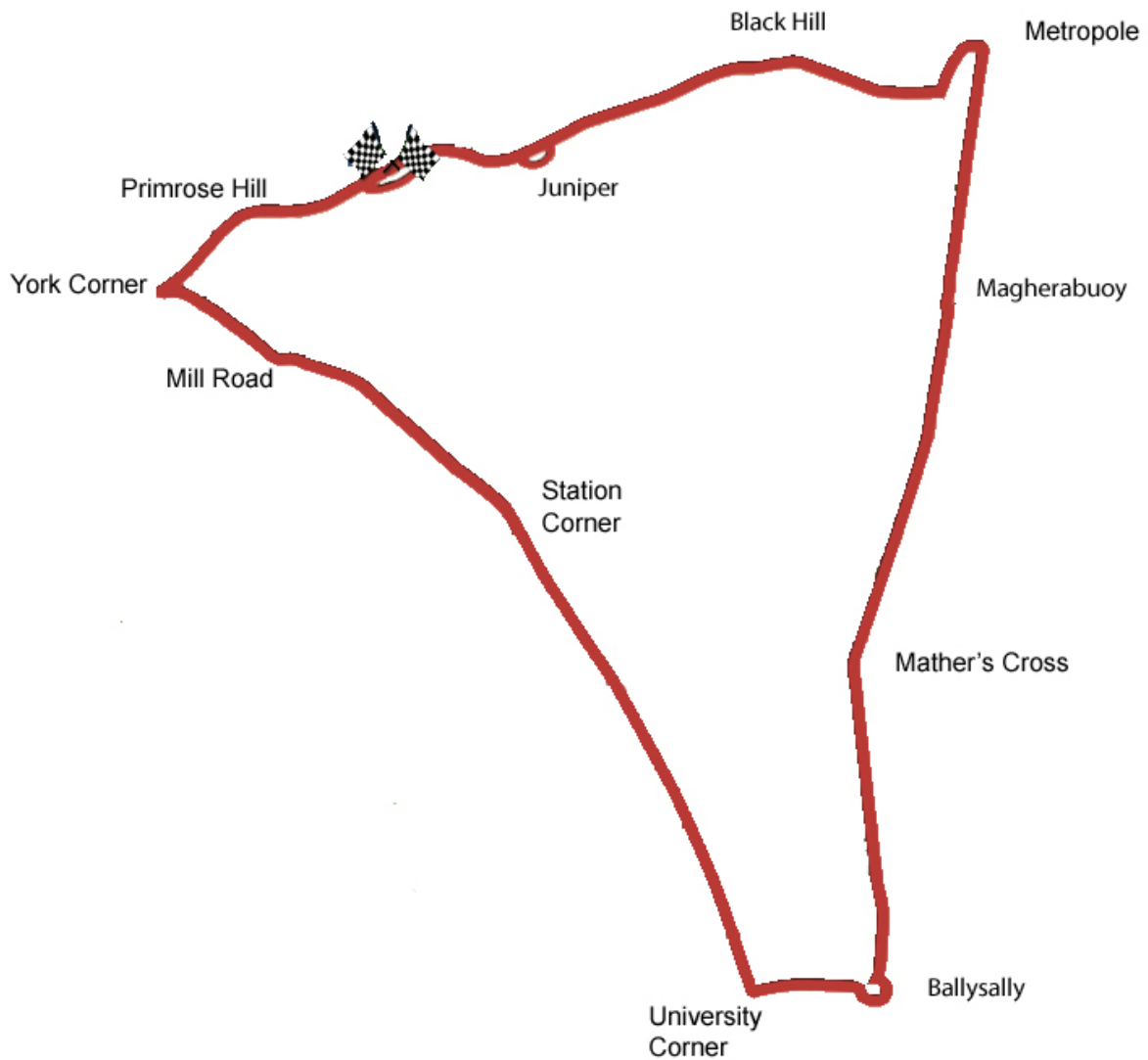
promoted by
Coleraine & District Motor Club



SUPERSPORT RACE



The Triangle Circuit 8.966 miles



LAP RECORDS

Class	Rider	Machine	m	s	mph	Year
125cc	Robert Dunlop	Honda	5	12.909	103.153	2006
250cc	Callum Ramsay	Honda	4	43.35	113.914	1998
Supersport	Steve Plater	Yamaha	4	30.792	119.197	2008
Superstock	Guy Martin	Honda	4	24.682	121.949	2008
Superbike	Steve Plater	Honda	4	20.074	124.109	2006

KENNEDY International NORTH WEST 200

SUPERSPORT / SUPERSTOCK

Qualifying Session One

Tuesday, 12 May 2009



Supersport

Qualifying Time


5:25.596

Qualifying Speed

99.134

Pos	Class	No	Name	Machine / Sponsor	Time	Best Lap	Speed	On	Total Laps	Qualifying Laps
					-----	-----	-----			
					Time	Behind	Speed	On	Laps	Laps
Qualifying Classification										
1	SSP	11	Michael DUNLOP	Yamaha - Street Sweep	4:33.664	4.186	117.946	7	7	5
2	SSP	1	Steve PLATER	Honda - HM Plant Honda	4:35.409	1.745	117.199	6	8	7
3	SSP	20	Keith AMOR	Honda - Wilson Craig Racing	4:36.578	2.914	116.703	4	6	4
4	SSP	5	Bruce ANSTEY	Suzuki - Relentless Suzuki by TAS Racing	4:38.185	4.521	116.029	3	4	3
5	SSP	4	Ian HUTCHINSON	Honda - Padgetts of Batley	4:38.290	4.626	115.985	4	6	4
6	SSP	12	William DUNLOP	Yamaha - CD Racing	4:38.413	4.749	115.934	5	6	6
7	SSP	2	John McGUINNESS	Honda - HM Plant Honda	4:38.779	5.115	115.782	6	8	5
8	SSP	65	John WALSH	Yamaha - Cafe Mokambo Ireland	4:40.863	7.199	114.923	4	7	6
9	SSP	18	Gary JOHNSON	Honda - Robinson Concrete/Uel Duncan	4:42.244	8.580	114.361	2	4	4
10	SSP	10	Ryan FARQUHAR	Kawasaki - KMR Kawasaki	4:42.844	9.180	114.118	5	7	5
11	SSP	47	Mark LUNNEY	Yamaha - Street Sweep	4:43.239	9.575	113.959	5	7	6
12	SSP	9	Guy MARTIN	Honda - Hydrex Honda	4:44.021	10.357	113.645	2	4	3
13	SSP	6	Cameron DONALD	Suzuki - Relentless Suzuki by TAS Racing	4:44.187	10.523	113.579	3	5	3
14	SSP	40	Christian ELKIN	Yamaha - UGP Bike Week / IFS	4:45.517	11.853	113.050	4	6	6
15	SSP	19	Michael PEARSON	Honda - G.S. Motorcycle Club	4:46.006	12.342	112.856	5	9	7
16	SSP	8	Mats NILSSON	Yamaha - Blackhorse Motorcycle Finance	4:46.256	12.592	112.758	6	8	5
17	SSP	34	John ANDERTON	Yamaha - IFS Global Logistics	4:46.386	12.722	112.707	3	6	5
18	SSP	55	Daniel KNEEN	Yamaha - Marks Bloom Racing	4:46.558	12.894	112.639	5	8	5
19	SSP	53	Michael WELDON	Yamaha	4:47.543	13.879	112.253	7	7	5
20	SSP	77	Les SHAND	Suzuki - Bob Henderson Racing	4:47.747	14.083	112.174	3	4	3
21	SSP	15	Rico PENZKOFER	Yamaha - Macau Racing Team	4:47.831	14.167	112.141	4	7	4
22	SSP	63	Damien MULLEADY	Yamaha - Mulleady Group	4:48.845	15.181	111.747	4	5	4
23	SSP	13	Adrian ARCHIBALD	Suzuki - AMA Racing	4:48.869	15.205	111.738	3	4	2
24	SSP	66	Mark BUCKLEY	Yamaha - OTSS Yamaha	4:49.387	15.723	111.538	6	7	6
25	SSP	73	Stefano BONETTI	Honda	4:49.584	15.920	111.462	7	8	6
26	SSP	69	Michael SWEENEY	Yamaha - Street Sweep	4:49.709	16.045	111.414	7	8	5
27	SSP	17	James McBRIDE	Yamaha - Pazzo Racing	4:50.270	16.606	111.199	4	6	5
28	SSP	35	Andrew NEILL	Yamaha - Moira MRC	4:50.968	17.304	110.932	6	6	5
29	SSP	71	Davy MORGAN	Yamaha - CSC Branson Racing	4:51.330	17.666	110.794	4	5	4
30	SSP	51	Stephen McILVENNA	Yamaha - McIlvenna Racing	4:51.493	17.829	110.732	4	8	5
31	SSP	67	Ivan SHANLEY	Yamaha	4:51.666	18.002	110.666	6	7	6
32	SSP	29	Ryan McCAY	Suzuki - PRF Racing	4:52.601	18.937	110.313	5	8	6
33	SSP	24	Darren BURNS	Yamaha - Track Day Tools	4:52.770	19.106	110.249	5	5	4
34	SSP	87	Emlyn HUGHES	Yamaha	4:54.596	20.932	109.566	6	6	5
35	SSP	43	Mark PARRETT	Yamaha - Vixen Racing	4:54.965	21.301	109.429	4	7	5
36	SSP	32	James McCANN	Yamaha - Highway Barrier Solutions	4:55.342	21.678	109.289	6	6	5
37	SSP	39	Rob BARBER	Suzuki	4:55.722	22.058	109.148	6	7	6
38	SSP	26	Dennis BOOTH	Yamaha	4:55.747	22.083	109.139	5	5	4
39	SSP	82	Gary ROBINSON	Yamaha - D R Refrigeration	4:55.885	22.221	109.088	6	8	6
40	SSP	79	Derek BRIEN	Yamaha	4:56.049	22.385	109.028	4	6	5
41	SSP	61	Alistair KIRK	Suzuki - Mar-Train Racing	4:56.446	22.782	108.882	5	8	6
42	SSP	54	David MULLIGAN	Yamaha	4:57.030	23.366	108.668	7	7	6
43	SSP	41	James McCULLAGH	Honda - A & J Groundworks	4:57.122	23.458	108.634	4	6	3
44	SSP	14	Chris PALMER	Suzuki - W A Corless / Jackson Racing	4:57.290	23.626	108.573	4	4	3
45	SSP	38	Glenn WALKER	Kawasaki - Walkers Motorcycles	4:58.263	24.599	108.219	4	7	5
46	SSP	72	Dwyer AGNEW	Honda	4:58.267	24.603	108.217	3	5	4
47	SSP	56	Steve HENEGHAN	Honda - Quattro Plant Ltd.	4:58.527	24.863	108.123	7	8	6
48	SSP	36	David HEWSON	Kawasaki - The Other Bike Shop	4:58.671	25.007	108.071	6	7	3
49	SSP	64	Paul CRANSTON	Honda - P & J Fuel Haulage	4:59.064	25.400	107.929	5	6	4
50	SSP	31	Paul SHOESMITH	Yamaha - Speedfreak Ice Valley Racing	4:59.233	25.569	107.868	5	6	5
51	SSP	25	Paul OWEN	Yamaha - Team #98	4:59.619	25.955	107.729	5	6	3

These Results are provisional and are subject to ratification by the Stewards of the Meeting.

Track	The Triangle	Signed	Organising Club	Coleraine & District Motor Club
Length(miles)	8.9660 Lap 1 (8.8260)		Qualifying Started	20:40:55.723
Weather	Sunny	Chief Timekeeper		
Track	Dry	Issued At: 21:38:08		




KENNEDY International NORTH WEST 200

SUPERSPORT / SUPERSTOCK

Qualifying Session One

Tuesday, 12 May 2009



Supersport

Qualifying Time

5:25.596

Qualifying Speed


99.134

Pos	Class	No	Name	Machine / Sponsor	Time	Best Lap	Speed	On	Total Laps	Qualifying Laps
Qualifying Classification										
52	SSP	94	Ian WHITLOW	Suzuki	5:00.843	27.179	107.291	5	6	5
53	SSP	83	Mike SKINNER	Yamaha - Mike Skinner Motorcycles	5:01.729	28.065	106.975	4	7	4
54	SSP	59	Ivan LINTIN	Yamaha - McKinstry Racing	5:04.062	30.398	106.155	4	6	5
55	SSP	21	Ben WYLIE	Yamaha - Wylie and Holland Racing	5:05.311	31.647	105.720	4	5	2
56	SSP	81	Eric WILSON	Yamaha	5:07.632	33.968	104.923	5	8	6
57	SSP	75	William COWDEN	Honda - Warley Carriers	5:07.786	34.122	104.870	5	6	4
58	SSP	80	Phill ARCHER	Triumph 675	5:08.310	34.646	104.692	7	8	6
59	SSP	42	Gerard KINGHAN	Suzuki - KP Racing	5:08.354	34.690	104.677	6	7	4
60	SSP	33	Lorenzo RIZZARDINI	Honda	5:09.584	35.920	104.261	6	7	4
61	SSP	78	Johnny McCAY	Yamaha	5:12.231	38.567	103.377	4	7	4
62	SSP	60	Coyles WRIGHT	Suzuki	5:13.201	39.537	103.057	3	4	2
63	SSP	48	Mike SWANSON	Triumph 675	5:13.629	39.965	102.917	6	7	6
64	SSP	76	Robert WILSON	Kawasaki - RGW Racing	5:14.239	40.575	102.717	4	7	3
65	SSP	86	Garth WOODS	Yamaha - Apollo Precision/Riley Lifting	5:14.513	40.849	102.627	4	4	3
66	SSP	74	Craig GIBSON	Suzuki - Team Polaris Racing	5:15.368	41.704	102.349	5	5	3
67	SSP	28	Paul GARTLAND	Kawasaki - AutoTech	5:20.524	46.860	100.703	4	6	4

Non Qualifiers

SSP	200	Michael RUTTER	Yamaha - JMF Millsport Racing	4:46.885	17.407	112.511	2	2	1
SSP	16	John BURROWS	Yamaha - Burrows Engineering	4:54.267	24.789	109.688	2	3	1
SSP	93	Jimmy MOORE	Yamaha - JMF Millsport Racing	4:58.615	29.137	108.091	3	5	1
SSP	58	Ian MACKMAN	Suzuki - PRF Racing	5:02.187	32.709	106.813	2	3	1
SSP	23	Andrew BRADY	Honda - T & M	5:07.515	38.037	104.963	2	2	1
SSP	95	Daniel JANSEN	Yamaha	5:10.781	41.303	103.860	2	2	1
SSP	45	James REDPATH	Yamaha - STG Autos	5:17.857	48.379	101.548	2	2	1
SSP	57	Brian WYLES	Suzuki - KS Performance	5:24.392	54.914	99.502	4	7	1
SSP	50	David GUINEY	Yamaha	5:26.065	56.587	98.991	3	3	0
SSP	70	Sandy BERWICK	Suzuki - Berm Shot Blasting Services	5:30.454	1:00.976	97.677	2	2	0
SSP	85	Anthony McCOLGAN	Kawasaki	6:18.273	1:48.795	85.329	1	1	0
SSP	62	Dave WALSH	Suzuki	6:46.453	2:16.975	79.413	1	1	0
SSP	30	Maria COSTELLO	Kawasaki - VRS Performance	7:09.811	2:40.333	75.097	1	1	0
SSP	3	Alastair SEELEY	Yamaha - AIM Racing	11:00.662	6:31.184	48.856	1	1	0
SSP	49	Conor CUMMINS	Kawasaki - McAdoo Kawasaki Racing	19:02.298	14:32.820	28.257	1	1	0

These Results are provisional and are subject to ratification by the Stewards of the Meeting.

Track	The Triangle	Signed	Organising Club	Coleraine & District Motor Club
Length(miles)	8.9660 Lap 1 (8.8260)		Qualifying Started	20:40:55.723
Weather	Sunny	Chief Timekeeper		
Track	Dry	Issued At: 21:38:08		



KENNEDY International NORTH WEST 200


SUPERSPORT / SUPERSTOCK

Qualifying Session One

Tuesday, 12 May 2009

DETAILED RESULT

Supersport



Qualifying Classification

Position

1 11 Michael DUNLOP

SSP Behind 4.186

Best Time **4:33.664** Best Speed **117.946** On **7** Gp **a**

Lap	Elapsed Time	Lap Time	Lap Speed
1	5:13.224	5:13.224	101.441
2	9:53.199	4:39.975	115.287
3	14:43.161	4:49.962	111.317
4	22:58.248	8:15.087	65.196
5	27:39.344	4:41.096	114.828
6	35:29.890	7:50.546	68.596
7	40:03.554	4:33.664	117.946

2 1 Steve PLATER

SSP Behind 1.745

Best Time **4:35.409** Best Speed **117.199** On **6** Gp **a**

Lap	Elapsed Time	Lap Time	Lap Speed
1	5:22.802	5:22.802	98.431
2	10:03.469	4:40.667	115.003
3	14:40.249	4:36.780	116.618
4	19:17.672	4:37.423	116.348
5	23:55.087	4:37.415	116.351
6	28:30.496	4:35.409	117.199
7	33:06.047	4:35.551	117.138
8	44:31.134	11:25.087	47.115

3 20 Keith AMOR

SSP Behind 2.914

Best Time **4:36.578** Best Speed **116.703** On **4** Gp **a**

Lap	Elapsed Time	Lap Time	Lap Speed
1	19:44.792	19:44.792	26.818
2	24:25.772	4:40.980	114.875
3	29:03.611	4:37.839	116.174
4	33:40.189	4:36.578	116.703
5	38:17.332	4:37.143	116.466
6	46:57.773	8:40.441	62.020

4 5 Bruce ANSTEY

SSP Behind 4.521

Best Time **4:38.185** Best Speed **116.029** On **3** Gp **a**

Lap	Elapsed Time	Lap Time	Lap Speed
1	20:27.156	20:27.156	25.892
2	25:07.361	4:40.205	115.193
3	29:45.546	4:38.185	116.029
4	34:37.747	4:52.201	110.464

Supersport

Qualifying Classification

Position

5 4 Ian HUTCHINSON

SSP Behind 4.626

Best Time **4:38.290** Best Speed **115.985** On **4** Gp **a**

Lap	Elapsed Time	Lap Time	Lap Speed
1	20:26.559	20:26.559	25.905
2	25:09.763	4:43.204	113.973
3	29:48.808	4:39.045	115.672
4	34:27.098	4:38.290	115.985
5	39:06.214	4:39.116	115.642
6	45:17.289	6:11.075	86.984

6 12 William DUNLOP

SSP Behind 4.749

Best Time **4:38.413** Best Speed **115.934** On **5** Gp **a**

Lap	Elapsed Time	Lap Time	Lap Speed
1	5:01.116	5:01.116	105.519
2	9:43.151	4:42.035	114.445
3	14:23.021	4:39.870	115.331
4	19:17.482	4:54.461	109.616
5	23:55.895	4:38.413	115.934
6	28:37.145	4:41.250	114.765

7 2 John McGUINNESS

SSP Behind 5.115

Best Time **4:38.779** Best Speed **115.782** On **6** Gp **a**

Lap	Elapsed Time	Lap Time	Lap Speed
1	5:27.123	5:27.123	97.130
2	10:17.515	4:50.392	111.152
3	14:57.934	4:40.419	115.105
4	19:45.383	4:47.449	112.290
5	29:47.025	10:01.642	53.649
6	34:25.804	4:38.779	115.782
7	39:09.908	4:44.104	113.612
8	46:14.647	7:04.739	75.994

8 65 John WALSH

SSP Behind 7.199

Best Time **4:40.863** Best Speed **114.923** On **4** Gp **a**

Lap	Elapsed Time	Lap Time	Lap Speed
1	7:47.847	7:47.847	67.915
2	12:35.919	4:48.072	112.047
3	17:19.021	4:43.102	114.014
4	21:59.884	4:40.863	114.923
5	26:44.489	4:44.605	113.412
6	31:26.043	4:41.554	114.641
7	36:16.015	4:49.972	111.313

KENNEDY International NORTH WEST 200

SUPERSPORT / SUPERSTOCK

Qualifying Session One

Tuesday, 12 May 2009

DETAILED RESULT

Supersport

Qualifying Classification

Position

9 18 Gary JOHNSON

SSP Behind **8.580**

Best Time **4:42.244** Best Speed **114.361** On **2** Gp **a**

Lap	Elapsed Time	Lap Time	Lap Speed
1	4:59.610	4:59.610	106.050
2	9:41.854	4:42.244	114.361
3	14:24.168	4:42.314	114.332
4	19:08.605	4:44.437	113.479

10 10 Ryan FARQUHAR

SSP Behind **9.180**

Best Time **4:42.844** Best Speed **114.118** On **5** Gp **a**

Lap	Elapsed Time	Lap Time	Lap Speed
1	5:26.121	5:26.121	97.429
2	13:59.772	8:33.651	62.840
3	18:45.568	4:45.796	112.939
4	23:29.249	4:43.681	113.781
5	28:12.093	4:42.844	114.118
6	32:56.029	4:43.936	113.679
7	37:52.371	4:56.342	108.920

11 47 Mark LUNNEY

SSP Behind **9.575**

Best Time **4:43.239** Best Speed **113.959** On **5** Gp **a**

Lap	Elapsed Time	Lap Time	Lap Speed
1	5:03.085	5:03.085	104.834
2	9:54.696	4:51.611	110.687
3	14:55.064	5:00.368	107.460
4	24:35.133	9:40.069	55.644
5	29:18.372	4:43.239	113.959
6	34:05.200	4:46.828	112.533
7	39:15.632	5:10.432	103.976

12 9 Guy MARTIN

SSP Behind **10.357**

Best Time **4:44.021** Best Speed **113.645** On **2** Gp **a**

Lap	Elapsed Time	Lap Time	Lap Speed
1	24:29.768	24:29.768	21.618
2	29:13.789	4:44.021	113.645
3	33:57.930	4:44.141	113.597
4	38:45.412	4:47.482	112.277

Supersport

Qualifying Classification

Position

13 6 Cameron DONALD

SSP Behind **10.523**

Best Time **4:44.187** Best Speed **113.579** On **3** Gp **a**

Lap	Elapsed Time	Lap Time	Lap Speed
1	4:55.449	4:55.449	107.543
2	9:40.680	4:45.231	113.163
3	14:24.867	4:44.187	113.579
4	38:56.767	24:31.900	21.929
5	45:53.630	6:56.863	77.430

14 40 Christian ELKIN

SSP Behind **11.853**

Best Time **4:45.517** Best Speed **113.050** On **4** Gp **a**

Lap	Elapsed Time	Lap Time	Lap Speed
1	5:21.271	5:21.271	98.900
2	10:11.130	4:49.859	111.356
3	14:57.811	4:46.681	112.591
4	19:43.328	4:45.517	113.050
5	24:30.579	4:47.251	112.367
6	29:20.956	4:50.377	111.158

15 19 Michael PEARSON

SSP Behind **12.342**

Best Time **4:46.006** Best Speed **112.856** On **5** Gp **a**

Lap	Elapsed Time	Lap Time	Lap Speed
1	5:37.480	5:37.480	94.150
2	10:27.373	4:49.893	111.343
3	15:16.598	4:49.225	111.600
4	20:02.754	4:46.156	112.797
5	24:48.760	4:46.006	112.856
6	29:35.439	4:46.679	112.591
7	34:23.993	4:48.554	111.860
8	39:11.093	4:47.100	112.426
9	46:13.628	7:02.535	76.390

16 8 Mats NILSSON

SSP Behind **12.592**

Best Time **4:46.256** Best Speed **112.758** On **6** Gp **a**

Lap	Elapsed Time	Lap Time	Lap Speed
1	5:28.255	5:28.255	96.795
2	10:18.262	4:50.007	111.299
3	15:08.248	4:49.986	111.307
4	19:57.504	4:49.256	111.588
5	24:45.126	4:47.622	112.222
6	29:31.382	4:46.256	112.758
7	36:59.727	7:28.345	71.993
8	43:35.405	6:35.678	81.575

KENNEDY International NORTH WEST 200

SUPERSPORT / SUPERSTOCK

Qualifying Session One

Tuesday, 12 May 2009

DETAILED RESULT

Supersport

Qualifying Classification

Position

17 34 John ANDERTON

SSP Behind 12.722

Best Time 4:46.386 Best Speed 112.707 On 3 Gp a

Lap	Elapsed Time	Lap Time	Lap Speed
1	5:20.651	5:20.651	99.091
2	10:31.407	5:10.756	103.868
3	15:17.793	4:46.386	112.707
4	20:05.226	4:47.433	112.296
5	25:04.041	4:58.815	108.019
6	35:32.392	10:28.351	51.369

18 55 Daniel KNEEN

SSP Behind 12.894

Best Time 4:46.558 Best Speed 112.639 On 5 Gp a

Lap	Elapsed Time	Lap Time	Lap Speed
1	6:50.216	6:50.216	77.456
2	11:41.048	4:50.832	110.984
3	16:46.178	5:05.130	105.783
4	24:30.359	7:44.181	69.537
5	29:16.917	4:46.558	112.639
6	34:04.688	4:47.771	112.164
7	38:53.555	4:48.867	111.739
8	46:14.718	7:21.163	73.165

19 53 Michael WELDON

SSP Behind 13.879

Best Time 4:47.543 Best Speed 112.253 On 7 Gp a

Lap	Elapsed Time	Lap Time	Lap Speed
1	6:31.221	6:31.221	81.216
2	11:26.873	4:55.652	109.174
3	16:19.725	4:52.852	110.218
4	21:22.653	5:02.928	106.552
5	26:17.460	4:54.807	109.487
6	35:21.631	9:04.171	59.315
7	40:09.174	4:47.543	112.253

20 77 Les SHAND

SSP Behind 14.083

Best Time 4:47.747 Best Speed 112.174 On 3 Gp a

Lap	Elapsed Time	Lap Time	Lap Speed
1	6:11.031	6:11.031	85.636
2	11:07.784	4:56.753	108.769
3	15:55.531	4:47.747	112.174
4	20:45.386	4:49.855	111.358

Supersport

Qualifying Classification

Position

21 15 Rico PENZKOFER

SSP Behind 14.167

Best Time 4:47.831 Best Speed 112.141 On 4 Gp a

Lap	Elapsed Time	Lap Time	Lap Speed
1	9:00.051	9:00.051	58.834
2	13:56.622	4:56.571	108.836
3	18:47.416	4:50.794	110.998
4	23:35.247	4:47.831	112.141
5	28:30.818	4:55.571	109.204
6	39:21.983	10:51.165	49.569
7	46:34.147	7:12.164	74.688

22 63 Damien MULLEADY

SSP Behind 15.181

Best Time 4:48.845 Best Speed 111.747 On 4 Gp a

Lap	Elapsed Time	Lap Time	Lap Speed
1	6:49.962	6:49.962	77.504
2	11:41.443	4:51.481	110.737
3	16:33.525	4:52.082	110.509
4	21:22.370	4:48.845	111.747
5	26:15.379	4:53.009	110.159

23 13 Adrian ARCHIBALD

SSP Behind 15.205

Best Time 4:48.869 Best Speed 111.738 On 3 Gp a

Lap	Elapsed Time	Lap Time	Lap Speed
1	29:58.193	29:58.193	17.670
2	34:49.320	4:51.127	110.871
3	39:38.189	4:48.869	111.738
4	46:40.327	7:02.138	76.462

24 66 Mark BUCKLEY

SSP Behind 15.723

Best Time 4:49.387 Best Speed 111.538 On 6 Gp a

Lap	Elapsed Time	Lap Time	Lap Speed
1	5:28.033	5:28.033	96.861
2	10:27.971	4:59.938	107.614
3	15:23.802	4:55.831	109.108
4	20:17.982	4:54.180	109.721
5	25:09.987	4:52.005	110.538
6	29:59.374	4:49.387	111.538
7	34:49.947	4:50.573	111.083

KENNEDY International NORTH WEST 200

SUPERSPORT / SUPERSTOCK

Qualifying Session One

Tuesday, 12 May 2009

DETAILED RESULT

Supersport

Qualifying Classification

Position

25 73 Stefano BONETTI

SSP Behind 15.920

Best Time **4:49.584** Best Speed **111.462** On **7** Gp **a**

Lap	Elapsed Time	Lap Time	Lap Speed
1	6:32.481	6:32.481	80.956
2	11:28.738	4:56.257	108.951
3	16:21.749	4:53.011	110.158
4	21:11.523	4:49.774	111.389
5	26:02.376	4:50.853	110.976
6	30:55.023	4:52.647	110.295
7	35:44.607	4:49.584	111.462
8	42:11.729	6:27.122	83.378

26 69 Michael SWEENEY

SSP Behind 16.045

Best Time **4:49.709** Best Speed **111.414** On **7** Gp **a**

Lap	Elapsed Time	Lap Time	Lap Speed
1	5:38.497	5:38.497	93.867
2	10:28.411	4:49.914	111.335
3	15:19.036	4:50.625	111.063
4	20:13.150	4:54.114	109.745
5	25:07.934	4:54.784	109.496
6	32:28.305	7:20.371	73.296
7	37:18.014	4:49.709	111.414
8	44:42.898	7:24.884	72.553

27 17 James McBRIDE

SSP Behind 16.606

Best Time **4:50.270** Best Speed **111.199** On **4** Gp **a**

Lap	Elapsed Time	Lap Time	Lap Speed
1	12:57.625	12:57.625	40.860
2	17:50.294	4:52.669	110.287
3	22:42.550	4:52.256	110.443
4	27:32.820	4:50.270	111.199
5	32:25.010	4:52.190	110.468
6	37:16.862	4:51.852	110.596

28 35 Andrew NEILL

SSP Behind 17.304

Best Time **4:50.968** Best Speed **110.932** On **6** Gp **a**

Lap	Elapsed Time	Lap Time	Lap Speed
1	6:05.965	6:05.965	86.821
2	11:03.340	4:57.375	108.542
3	15:58.435	4:55.095	109.380
4	20:50.714	4:52.279	110.434
5	25:45.877	4:55.163	109.355
6	30:36.845	4:50.968	110.932

Supersport

Qualifying Classification

Position

29 71 Davy MORGAN

SSP Behind 17.666

Best Time **4:51.330** Best Speed **110.794** On **4** Gp **a**

Lap	Elapsed Time	Lap Time	Lap Speed
1	6:46.830	6:46.830	78.100
2	11:43.287	4:56.457	108.878
3	16:36.477	4:53.190	110.091
4	21:27.807	4:51.330	110.794
5	26:34.269	5:06.462	105.323

30 51 Stephen McILVENNA

SSP Behind 17.829

Best Time **4:51.493** Best Speed **110.732** On **4** Gp **a**

Lap	Elapsed Time	Lap Time	Lap Speed
1	6:18.848	6:18.848	83.869
2	11:19.110	5:00.262	107.498
3	16:14.058	4:54.948	109.435
4	21:05.551	4:51.493	110.732
5	26:01.241	4:55.690	109.160
6	34:00.036	7:58.795	67.414
7	38:53.882	4:53.846	109.845
8	46:20.976	7:27.094	72.194

31 67 Ivan SHANLEY

SSP Behind 18.002

Best Time **4:51.666** Best Speed **110.666** On **6** Gp **a**

Lap	Elapsed Time	Lap Time	Lap Speed
1	7:41.574	7:41.574	68.837
2	12:47.357	5:05.783	105.557
3	17:43.447	4:56.090	109.013
4	22:42.455	4:59.008	107.949
5	27:36.049	4:53.594	109.940
6	32:27.715	4:51.666	110.666
7	37:34.278	5:06.563	105.289

32 29 Ryan McCAY

SSP Behind 18.937

Best Time **4:52.601** Best Speed **110.313** On **5** Gp **a**

Lap	Elapsed Time	Lap Time	Lap Speed
1	6:34.250	6:34.250	80.593
2	11:36.050	5:01.800	106.950
3	16:35.481	4:59.431	107.796
4	21:28.722	4:53.241	110.072
5	26:21.323	4:52.601	110.313
6	31:25.444	5:04.121	106.134
7	36:29.825	5:04.381	106.043
8	44:08.676	7:38.851	70.344



KENNEDY International NORTH WEST 200

SUPERSPORT / SUPERSTOCK

Qualifying Session One

Tuesday, 12 May 2009

DETAILED RESULT

Supersport

Qualifying Classification

Position

33 24 Darren BURNS

SSP Behind 19.106

Best Time 4:52.770 Best Speed 110.249 On 5 Gp a

Lap	Elapsed Time	Lap Time	Lap Speed
1	6:32.136	6:32.136	81.027
2	11:28.478	4:56.342	108.920
3	16:22.255	4:53.777	109.871
4	21:16.687	4:54.432	109.627
5	26:09.457	4:52.770	110.249

34 87 Emlyn HUGHES

SSP Behind 20.932

Best Time 4:54.596 Best Speed 109.566 On 6 Gp a

Lap	Elapsed Time	Lap Time	Lap Speed
1	6:31.057	6:31.057	81.251
2	11:39.006	5:07.949	104.815
3	16:40.699	5:01.693	106.988
4	21:39.445	4:58.746	108.044
5	26:35.983	4:56.538	108.848
6	31:30.579	4:54.596	109.566

35 43 Mark PARRETT

SSP Behind 21.301

Best Time 4:54.965 Best Speed 109.429 On 4 Gp a

Lap	Elapsed Time	Lap Time	Lap Speed
1	6:10.516	6:10.516	85.755
2	11:10.583	5:00.067	107.568
3	16:47.396	5:36.813	95.832
4	21:42.361	4:54.965	109.429
5	26:38.516	4:56.155	108.989
6	31:33.965	4:55.449	109.249
7	36:30.519	4:56.554	108.842

36 32 James McCANN

SSP Behind 21.678

Best Time 4:55.342 Best Speed 109.289 On 6 Gp a

Lap	Elapsed Time	Lap Time	Lap Speed
1	7:43.019	7:43.019	68.623
2	12:39.865	4:56.846	108.735
3	17:36.607	4:56.742	108.773
4	22:33.235	4:56.628	108.815
5	27:29.505	4:56.270	108.947
6	32:24.847	4:55.342	109.289

Supersport

Qualifying Classification

Position

37 39 Rob BARBER

SSP Behind 22.058

Best Time 4:55.722 Best Speed 109.148 On 6 Gp a

Lap	Elapsed Time	Lap Time	Lap Speed
1	6:47.578	6:47.578	77.957
2	11:45.716	4:58.138	108.264
3	16:42.546	4:56.830	108.741
4	21:38.285	4:55.739	109.142
5	26:36.588	4:58.303	108.204
6	31:32.310	4:55.722	109.148
7	36:41.481	5:09.171	104.400

38 26 Dennis BOOTH

SSP Behind 22.083

Best Time 4:55.747 Best Speed 109.139 On 5 Gp a

Lap	Elapsed Time	Lap Time	Lap Speed
1	6:10.254	6:10.254	85.816
2	11:11.288	5:01.034	107.222
3	16:10.479	4:59.191	107.883
4	21:06.875	4:56.396	108.900
5	26:02.622	4:55.747	109.139

39 82 Gary ROBINSON

SSP Behind 22.221

Best Time 4:55.885 Best Speed 109.088 On 6 Gp a

Lap	Elapsed Time	Lap Time	Lap Speed
1	6:40.366	6:40.366	79.361
2	11:40.856	5:00.490	107.417
3	16:42.125	5:01.269	107.139
4	21:39.945	4:57.820	108.380
5	26:36.993	4:57.048	108.661
6	31:32.878	4:55.885	109.088
7	36:29.430	4:56.552	108.843
8	42:30.983	6:01.553	89.275

40 79 Derek BRIEN

SSP Behind 22.385

Best Time 4:56.049 Best Speed 109.028 On 4 Gp a

Lap	Elapsed Time	Lap Time	Lap Speed
1	7:42.129	7:42.129	68.755
2	12:40.915	4:58.786	108.029
3	17:37.927	4:57.012	108.674
4	22:33.976	4:56.049	109.028
5	27:34.776	5:00.800	107.306
6	32:45.538	5:10.762	103.866



KENNEDY International NORTH WEST 200

SUPERSPORT / SUPERSTOCK

Qualifying Session One

Tuesday, 12 May 2009

DETAILED RESULT

Supersport

Qualifying Classification

Position

41 61 Alistair KIRK

SSP Behind **22.782**

Best Time **4:56.446** Best Speed **108.882** On **5** Gp **a**

Lap	Elapsed Time	Lap Time	Lap Speed
1	5:23.169	5:23.169	98.319
2	10:24.713	5:01.544	107.041
3	15:22.650	4:57.937	108.337
4	20:19.400	4:56.750	108.770
5	25:15.846	4:56.446	108.882
6	30:17.640	5:01.794	106.952
7	37:06.933	6:49.293	78.862
8	43:36.906	6:29.973	82.769

42 54 David MULLIGAN

SSP Behind **23.366**

Best Time **4:57.030** Best Speed **108.668** On **7** Gp **a**

Lap	Elapsed Time	Lap Time	Lap Speed
1	6:09.733	6:09.733	85.937
2	11:10.297	5:00.564	107.390
3	16:10.255	4:59.958	107.607
4	21:09.879	4:59.624	107.727
5	26:08.698	4:58.819	108.017
6	31:06.175	4:57.477	108.505
7	36:03.205	4:57.030	108.668

43 41 James McCULLAGH

SSP Behind **23.458**

Best Time **4:57.122** Best Speed **108.634** On **4** Gp **a**

Lap	Elapsed Time	Lap Time	Lap Speed
1	6:09.990	6:09.990	85.877
2	11:13.687	5:03.697	106.282
3	25:43.461	14:29.774	37.110
4	30:40.583	4:57.122	108.634
5	35:49.408	5:08.825	104.517
6	42:49.699	7:00.291	76.798

44 14 Chris PALMER

SSP Behind **23.626**

Best Time **4:57.290** Best Speed **108.573** On **4** Gp **a**

Lap	Elapsed Time	Lap Time	Lap Speed
1	5:57.916	5:57.916	88.774
2	10:59.215	5:01.299	107.128
3	15:57.626	4:58.411	108.165
4	20:54.916	4:57.290	108.573

Supersport

Qualifying Classification

Position

45 38 Glenn WALKER

SSP Behind **24.599**

Best Time **4:58.263** Best Speed **108.219** On **4** Gp **a**

Lap	Elapsed Time	Lap Time	Lap Speed
1	6:39.795	6:39.795	79.475
2	11:46.390	5:06.595	105.278
3	16:48.655	5:02.265	106.786
4	21:46.918	4:58.263	108.219
5	26:49.124	5:02.206	106.807
6	34:21.737	7:32.613	71.314
7	39:25.180	5:03.443	106.371

46 72 Dwyer AGNEW

SSP Behind **24.603**

Best Time **4:58.267** Best Speed **108.217** On **3** Gp **a**

Lap	Elapsed Time	Lap Time	Lap Speed
1	7:40.891	7:40.891	68.940
2	12:42.711	5:01.820	106.943
3	17:40.978	4:58.267	108.217
4	22:39.813	4:58.835	108.011
5	27:41.055	5:01.242	107.148

47 56 Steve HENEGHAN

SSP Behind **24.863**

Best Time **4:58.527** Best Speed **108.123** On **7** Gp **a**

Lap	Elapsed Time	Lap Time	Lap Speed
1	7:12.300	7:12.300	73.499
2	12:19.155	5:06.855	105.188
3	17:25.020	5:05.865	105.529
4	22:27.838	5:02.818	106.591
5	27:30.001	5:02.163	106.822
6	32:29.189	4:59.188	107.884
7	37:27.716	4:58.527	108.123
8	45:27.724	8:00.008	67.244

48 36 David HEWSON

SSP Behind **25.007**

Best Time **4:58.671** Best Speed **108.071** On **6** Gp **a**

Lap	Elapsed Time	Lap Time	Lap Speed
1	7:20.949	7:20.949	72.057
2	12:30.196	5:09.247	104.375
3	20:41.515	8:11.319	65.696
4	25:47.688	5:06.173	105.423
5	34:37.328	8:49.640	60.943
6	39:35.999	4:58.671	108.071
7	46:56.279	7:20.280	73.312



KENNEDY International NORTH WEST 200

SUPERSPORT / SUPERSTOCK

Qualifying Session One

Tuesday, 12 May 2009

DETAILED RESULT

Supersport

Qualifying Classification

Position

49 64 Paul CRANSTON

SSP Behind 25.400

Best Time 4:59.064 Best Speed 107.929 On 5 Gp a

Lap	Elapsed Time	Lap Time	Lap Speed
1	6:18.616	6:18.616	83.920
2	11:25.542	5:06.926	105.164
3	19:31.435	8:05.893	66.429
4	24:32.042	5:00.607	107.375
5	29:31.106	4:59.064	107.929
6	34:30.844	4:59.738	107.686

50 31 Paul SHOESMITH

SSP Behind 25.569

Best Time 4:59.233 Best Speed 107.868 On 5 Gp a

Lap	Elapsed Time	Lap Time	Lap Speed
1	13:20.213	13:20.213	39.706
2	18:24.779	5:04.566	105.979
3	23:29.135	5:04.356	106.052
4	28:34.343	5:05.208	105.756
5	33:33.576	4:59.233	107.868
6	38:35.065	5:01.489	107.061

51 25 Paul OWEN

SSP Behind 25.955

Best Time 4:59.619 Best Speed 107.729 On 5 Gp a

Lap	Elapsed Time	Lap Time	Lap Speed
1	7:28.466	7:28.466	70.850
2	19:24.619	11:56.153	45.071
3	24:30.200	5:05.581	105.627
4	30:18.949	5:48.749	92.553
5	35:18.568	4:59.619	107.729
6	40:21.030	5:02.462	106.716

52 94 Ian WHITLOW

SSP Behind 27.179

Best Time 5:00.843 Best Speed 107.291 On 5 Gp a

Lap	Elapsed Time	Lap Time	Lap Speed
1	7:45.993	7:45.993	68.185
2	12:59.331	5:13.338	103.012
3	18:04.437	5:05.106	105.791
4	23:06.953	5:02.516	106.697
5	28:07.796	5:00.843	107.291
6	33:32.914	5:25.118	99.280

Supersport

Qualifying Classification

Position

53 83 Mike SKINNER

SSP Behind 28.065

Best Time 5:01.729 Best Speed 106.975 On 4 Gp a

Lap	Elapsed Time	Lap Time	Lap Speed
1	7:26.752	7:26.752	71.121
2	12:35.809	5:09.057	104.439
3	17:42.176	5:06.367	105.356
4	22:43.905	5:01.729	106.975
5	27:53.848	5:09.943	104.140
6	38:51.190	10:57.342	49.103
7	46:12.181	7:20.991	73.193

54 59 Ivan LINTIN

SSP Behind 30.398

Best Time 5:04.062 Best Speed 106.155 On 4 Gp a

Lap	Elapsed Time	Lap Time	Lap Speed
1	7:19.557	7:19.557	72.286
2	12:27.578	5:08.021	104.790
3	17:35.569	5:07.991	104.800
4	22:39.631	5:04.062	106.155
5	27:46.387	5:06.756	105.222
6	32:57.445	5:11.058	103.767

55 21 Ben WYLIE

SSP Behind 31.647

Best Time 5:05.311 Best Speed 105.720 On 4 Gp a

Lap	Elapsed Time	Lap Time	Lap Speed
1	18:33.951	18:33.951	28.523
2	25:47.262	7:13.311	74.491
3	30:57.206	5:09.944	104.140
4	36:02.517	5:05.311	105.720
5	42:09.570	6:07.053	87.937

56 81 Eric WILSON

SSP Behind 33.968

Best Time 5:07.632 Best Speed 104.923 On 5 Gp a

Lap	Elapsed Time	Lap Time	Lap Speed
1	6:58.023	6:58.023	76.009
2	12:10.824	5:12.801	103.189
3	17:24.805	5:13.981	102.801
4	22:42.044	5:17.239	101.745
5	27:49.676	5:07.632	104.923
6	33:01.326	5:11.650	103.570
7	38:10.491	5:09.165	104.403
8	45:33.564	7:23.073	72.849



KENNEDY International NORTH WEST 200


SUPERSPORT / SUPERSTOCK

Qualifying Session One

Tuesday, 12 May 2009

DETAILED RESULT

Supersport



Qualifying Classification

Position

57 75 William COWDEN

SSP Behind 34.122

Best Time 5:07.786 Best Speed 104.870 On 5 Gp a

Lap	Elapsed Time	Lap Time	Lap Speed
1	7:01.895	7:01.895	75.312
2	12:17.372	5:15.477	102.314
3	17:29.849	5:12.477	103.296
4	22:37.822	5:07.973	104.807
5	27:45.608	5:07.786	104.870
6	33:22.749	5:37.141	95.739

58 80 Phill ARCHER

SSP Behind 34.646

Best Time 5:08.310 Best Speed 104.692 On 7 Gp a

Lap	Elapsed Time	Lap Time	Lap Speed
1	6:20.835	6:20.835	83.431
2	11:38.416	5:17.581	101.636
3	16:52.624	5:14.208	102.727
4	22:03.810	5:11.186	103.724
5	27:15.789	5:11.979	103.461
6	32:24.648	5:08.859	104.506
7	37:32.958	5:08.310	104.692
8	44:44.318	7:11.360	74.828

59 42 Gerard KINGHAN

SSP Behind 34.690

Best Time 5:08.354 Best Speed 104.677 On 6 Gp a

Lap	Elapsed Time	Lap Time	Lap Speed
1	8:01.580	8:01.580	65.978
2	13:20.592	5:19.012	101.180
3	18:31.973	5:11.381	103.660
4	23:44.774	5:12.801	103.189
5	32:01.884	8:17.110	64.930
6	37:10.238	5:08.354	104.677
7	44:12.250	7:02.012	76.485

60 33 Lorenzo RIZZARDINI

SSP Behind 35.920

Best Time 5:09.584 Best Speed 104.261 On 6 Gp a

Lap	Elapsed Time	Lap Time	Lap Speed
1	7:57.923	7:57.923	66.483
2	13:53.040	5:55.117	90.893
3	19:04.099	5:11.059	103.767
4	24:16.179	5:12.080	103.427
5	29:56.800	5:40.621	94.761
6	35:06.384	5:09.584	104.261
7	40:31.389	5:25.005	99.314

Supersport

Qualifying Classification

Position

61 78 Johnny McCAY

SSP Behind 38.567

Best Time 5:12.231 Best Speed 103.377 On 4 Gp a

Lap	Elapsed Time	Lap Time	Lap Speed
1	7:45.300	7:45.300	68.286
2	13:01.248	5:15.948	102.161
3	18:18.270	5:17.022	101.815
4	23:30.501	5:12.231	103.377
5	28:43.571	5:13.070	103.100
6	38:25.993	9:42.422	55.420
7	45:55.256	7:29.263	71.846

62 60 Coyles WRIGHT

SSP Behind 39.537

Best Time 5:13.201 Best Speed 103.057 On 3 Gp a

Lap	Elapsed Time	Lap Time	Lap Speed
1	7:07.481	7:07.481	74.328
2	12:21.804	5:14.323	102.689
3	17:35.005	5:13.201	103.057
4	23:32.895	5:57.890	90.189

63 48 Mike SWANSON

SSP Behind 39.965

Best Time 5:13.629 Best Speed 102.917 On 6 Gp a

Lap	Elapsed Time	Lap Time	Lap Speed
1	7:07.304	7:07.304	74.358
2	12:32.264	5:24.960	99.328
3	17:51.918	5:19.654	100.977
4	23:11.406	5:19.488	101.029
5	28:28.140	5:16.734	101.908
6	33:41.769	5:13.629	102.917
7	39:05.656	5:23.887	99.657

64 76 Robert WILSON

SSP Behind 40.575

Best Time 5:14.239 Best Speed 102.717 On 4 Gp a

Lap	Elapsed Time	Lap Time	Lap Speed
1	6:42.429	6:42.429	78.955
2	12:09.785	5:27.356	98.601
3	17:33.528	5:23.743	99.701
4	22:47.767	5:14.239	102.717
5	28:10.464	5:22.697	100.024
6	37:20.115	9:09.651	58.724
7	45:34.170	8:14.055	65.332



KENNEDY International NORTH WEST 200

SUPERSPORT / SUPERSTOCK

Qualifying Session One

Tuesday, 12 May 2009

DETAILED RESULT

Supersport

Qualifying Classification

Position

65 86 Garth WOODS

SSP Behind 40.849

Best Time 5:14.513 Best Speed 102.627 On 4 Gp a

Lap	Elapsed Time	Lap Time	Lap Speed
1	8:02.312	8:02.312	65.878
2	13:22.489	5:20.177	100.812
3	18:38.299	5:15.810	102.206
4	23:52.812	5:14.513	102.627

66 74 Craig GIBSON

SSP Behind 41.704

Best Time 5:15.368 Best Speed 102.349 On 5 Gp a

Lap	Elapsed Time	Lap Time	Lap Speed
1	7:00.775	7:00.775	75.512
2	12:18.210	5:17.435	101.683
3	18:08.008	5:49.798	92.275
4	23:26.779	5:18.771	101.256
5	28:42.147	5:15.368	102.349

67 28 Paul GARTLAND

SSP Behind 46.860

Best Time 5:20.524 Best Speed 100.703 On 4 Gp a

Lap	Elapsed Time	Lap Time	Lap Speed
1	6:59.717	6:59.717	75.702
2	12:24.867	5:25.150	99.270
3	17:46.979	5:22.112	100.206
4	23:07.503	5:20.524	100.703
5	28:30.628	5:23.125	99.892
6	33:57.912	5:27.284	98.623

Non Qualifiers

Position

200 Michael RUTTER

SSP Behind 17.407

Best Time 4:46.885 Best Speed 112.511 On 2 Gp a

Lap	Elapsed Time	Lap Time	Lap Speed
1	15:33.791	15:33.791	34.026
2	20:20.676	4:46.885	112.511

Supersport

Non Qualifiers

Position

16 John BURROWS

SSP Behind 24.789

Best Time 4:54.267 Best Speed 109.688 On 2 Gp a

Lap	Elapsed Time	Lap Time	Lap Speed
1	33:51.507	33:51.507	15.640
2	38:45.774	4:54.267	109.688
3	45:54.402	7:08.628	75.304

93 Jimmy MOORE

SSP Behind 29.137

Best Time 4:58.615 Best Speed 108.091 On 3 Gp a

Lap	Elapsed Time	Lap Time	Lap Speed
1	13:32.030	13:32.030	39.129
2	20:13.629	6:41.599	80.373
3	25:12.244	4:58.615	108.091
4	39:06.079	13:53.835	38.710
5	45:46.641	6:40.562	80.581

58 Ian MACKMAN

SSP Behind 32.709

Best Time 5:02.187 Best Speed 106.813 On 2 Gp a

Lap	Elapsed Time	Lap Time	Lap Speed
1	7:13.703	7:13.703	73.261
2	12:15.890	5:02.187	106.813
3	17:44.912	5:29.022	98.102

23 Andrew BRADY

SSP Behind 38.037

Best Time 5:07.515 Best Speed 104.963 On 2 Gp a


Lap	Elapsed Time	Lap Time	Lap Speed
1	6:56.282	6:56.282	76.327
2	12:03.797	5:07.515	104.963

95 Daniel JANSEN

SSP Behind 41.303

Best Time 5:10.781 Best Speed 103.860 On 2 Gp a

Lap	Elapsed Time	Lap Time	Lap Speed
1	7:40.671	7:40.671	68.972
2	12:51.452	5:10.781	103.860



KENNEDY International NORTH WEST 200

SUPERSPORT / SUPERSTOCK

Qualifying Session One

Tuesday, 12 May 2009

DETAILED RESULT

Supersport

Non Qualifiers

Position

45 James REDPATH

SSP Behind **48.379**

Best Time **5:17.857** Best Speed **101.548** On **2** Gp **a**

Lap	Elapsed Time	Lap Time	Lap Speed
1	7:02.548	7:02.548	75.195
2	12:20.405	5:17.857	101.548

57 Brian WYLES

SSP Behind **54.914**

Best Time **5:24.392** Best Speed **99.502** On **4** Gp **a**

Lap	Elapsed Time	Lap Time	Lap Speed
1	7:33.018	7:33.018	70.138
2	13:00.928	5:27.910	98.434
3	18:29.731	5:28.803	98.167
4	23:54.123	5:24.392	99.502
5	29:22.444	5:28.321	98.311
6	39:19.079	9:56.635	54.099
7	46:51.729	7:32.650	71.308

50 David GUINEY

SSP Behind **56.587**

Best Time **5:26.065** Best Speed **98.991** On **3** Gp **a**

Lap	Elapsed Time	Lap Time	Lap Speed
1	8:14.670	8:14.670	64.232
2	13:41.598	5:26.928	98.730
3	19:07.663	5:26.065	98.991

70 Sandy BERWICK

SSP Behind **1:00.976**

Best Time **5:30.454** Best Speed **97.677** On **2** Gp **a**

Lap	Elapsed Time	Lap Time	Lap Speed
1	13:29.544	13:29.544	39.249
2	18:59.998	5:30.454	97.677

85 Anthony McCOLGAN

SSP Behind **1:48.795**

Best Time **6:18.273** Best Speed **85.329** On **1** Gp **a**

Lap	Elapsed Time	Lap Time	Lap Speed
1	6:18.273	6:18.273	83.996



Supersport

Non Qualifiers

Position

62 Dave WALSH

SSP Behind **2:16.975**

Best Time **6:46.453** Best Speed **79.413** On **1** Gp **a**

Lap	Elapsed Time	Lap Time	Lap Speed
1	6:46.453	6:46.453	78.173

30 Maria COSTELLO

SSP Behind **2:40.333**

Best Time **7:09.811** Best Speed **75.097** On **1** Gp **a**

Lap	Elapsed Time	Lap Time	Lap Speed
1	7:09.811	7:09.811	73.925

3 Alastair SEELEY

SSP Behind **6:31.184**

Best Time **11:00.662** Best Speed **48.856** On **1** Gp **a**

Lap	Elapsed Time	Lap Time	Lap Speed
1	11:00.662	11:00.662	48.094

49 Conor CUMMINS

SSP Behind **14:32.820**

Best Time **19:02.298** Best Speed **28.257** On **1** Gp **a**

Lap	Elapsed Time	Lap Time	Lap Speed
1	19:02.298	19:02.298	27.816