



**TUESDAY 11<sup>th</sup> – SATURDAY 15<sup>th</sup> MAY 2010**

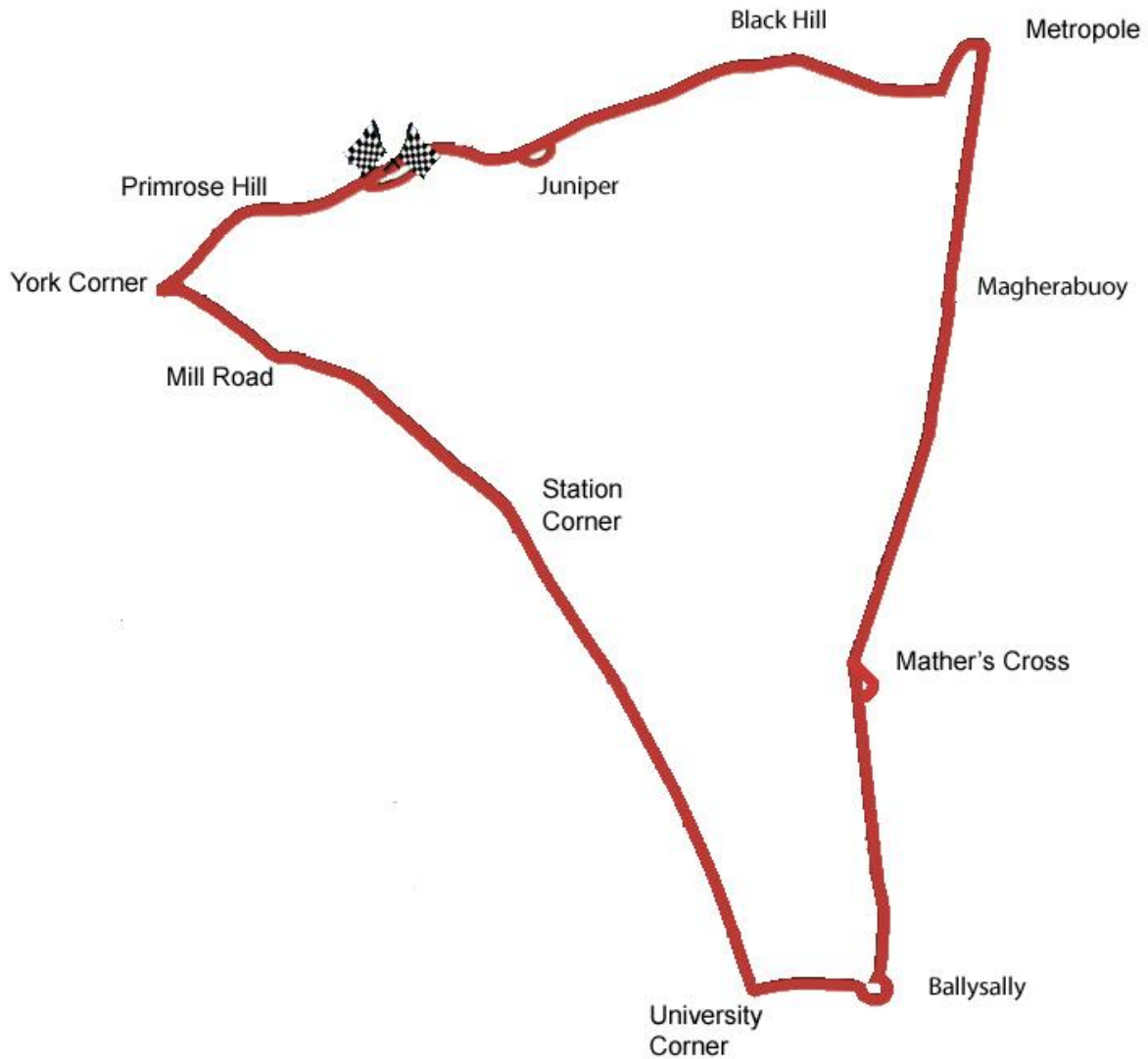
**promoted by  
Coleraine & District Motor Club  
[www.northwest200.org](http://www.northwest200.org)**



**SUPERSPORT RACE**



# The Triangle Circuit 8.970 miles



## LAP RECORDS (for 8.966 miles circuit 1998-2009)

Class	Rider	Machine	m	s	mph	Year
125cc	Robert Dunlop	Honda	5	12.909	103.153	2006
Supersport	Steve Plater	Yamaha	4	30.792	119.197	2008
Superstock	Guy Martin	Honda	4	24.682	121.949	2008
Superbike	Steve Plater	Honda	4	20.074	124.109	2006

## MOST WINS at NORTH WEST 200

Robert Dunlop	15	1986 - 06	(125 - 5, 250 - 4, 350 - 1, SBK - 5)
Joey Dunlop	13	1979 - 88	(250 - 1, 500 - 1, P750 - 2, SBK - 9)
Michael Rutter	12	1997 - 08	(SSP - 2, P1000 - 1, SBK - 9)
Phillip McCallen	11	1991 - 97	(250 - 2, 400 - 1, SSP - 4, SBK - 4)
Tony Rutter	9	1973 - 82	(250 - 2, 350 - 5, 500 - 1, SBK - 1)
Bruce Anstey (NZ)	9	2002 - 07	(SSP - 4, P1000/STK - 4, SBK - 1)
Ian Lougher	8	1991 - 05	(125 - 5, 250 - 1, SSP - 1, STK - 1)
Steve Plater	8	2006 - 09	(SSP - 2, SBK - 6)

# RELENTLESS International NORTH WEST 200 in association with Blackhorse

## SUPERSPORT

### First Qualifying [Amended]

Tuesday, 11 May 2010



Qualifying Time **5:34.876** Qualifying Speed **96.43**

Pos	Class	No	Name	Machine / Sponsor	Time	Best Lap Time	Speed	Behind	On	Total Laps	Qualifying Laps
1	SSP	5	Bruce ANSTEY	Suzuki - Relentless Suzuki by TAS Racing	4:43.260		114.001	9		10	7
2	SSP	7	William DUNLOP	Yamaha - CD Racing	4:43.863	0.603	113.759	7		8	7
3	SSP	39	Keith AMOR	Honda - Kojak Racing	4:44.862	1.602	113.360	6		9	6
4	SSP	77	Ryan FARQUHAR	Kawasaki - KMR Kawasaki	4:44.958	1.698	113.322	5		7	6
5	SSP	8	Guy MARTIN	Honda - Wilson Craig Racing	4:45.319	2.059	113.179	6		8	6
6	SSP	10	Michael DUNLOP	Yamaha - Street Sweep/Hardship/DGW	4:45.607	2.347	113.064	9		9	7
7	SSP	4	John McGUINNESS	Honda - Padgetts of Batley	4:46.393	3.133	112.754	8		8	7
8	SSP	9	Ian HUTCHINSON	Honda - Padgetts of Batley	4:46.753	3.493	112.613	5		6	5
9	SSP	6	Cameron DONALD	Suzuki - Relentless Suzuki by TAS Racing	4:47.890	4.630	112.168	9		9	6
10	SSP	34	Alastair SEELEY	Suzuki - Relentless Suzuki by TAS Racing	4:48.293	5.033	112.011	5		9	5
11	SSP	2	Ian LOUGHER	Kawasaki - Blackhorse Kawasaki	4:51.551	8.291	110.759	4		5	3
12	SSP	33	Olie LINSDELL	Yamaha - Team Flitwick Yamaha / SMV	4:51.587	8.327	110.746	7		8	5
13	SSP	3	Conor CUMMINS	Kawasaki - McAdoo Kawasaki Racing	4:52.227	8.967	110.503	4		6	4
14	SSP	13	Adrian ARCHIBALD	Yamaha - AMA Racing	4:52.526	9.266	110.390	5		6	2
15	SSP	52	Jimmy MOORE	Yamaha - East Coast Racing	4:55.476	12.216	109.288	7		9	6
16	SSP	24	James McBRIDE	Yamaha - Downview Finance/Pazzo Racing	4:56.863	13.603	108.777	5		8	5
17	SSP	66	Mark BUCKLEY	Kawasaki - OTSS Racing	4:56.929	13.669	108.753	4		9	5
18	SSP	22	Stephen McLVENNA	Yamaha - Moira Motorcycle Racing Club	4:57.785	14.525	108.441	7		8	5
19	SSP	21	Stefano BONETTI	Honda - Team Ronzoni Racing	4:58.399	15.139	108.218	7		8	5
20	SSP	38	Gary ROBINSON	Yamaha - D R Refrigeration	4:59.842	16.582	107.697	8		8	5
21	SSP	18	Ben WYLIE	Yamaha - Phase One/Magic Bullet Racing	5:00.001	16.741	107.640	6		9	6
22	SSP	68	Derek BRIEN	Kawasaki	5:00.307	17.047	107.530	6		7	4
23	SSP	16	John BURROWS	Yamaha - Burrows Engineering	5:01.111	17.851	107.243	5		7	5
24	SSP	98	Paul OWEN	Yamaha - 98 Club	5:03.261	20.001	106.483	6		7	4
25	SSP	27	James McCANN	Yamaha - Inver Tool Hire	5:03.464	20.204	106.411	6		8	5
26	SSP	63	David MULLIGAN	Yamaha	5:05.622	22.362	105.660	6		8	5
27	SSP	44	Glenn WALKER	Kawasaki - Henderson Racing	5:06.184	22.924	105.466	7		8	5
28	SSP	28	Alan JACKSON	Honda - W A Corless / Jackson Racing	5:06.249	22.989	105.444	5		6	3
29	SSP	29	Ryan McCAY	Suzuki - PRF Racing	5:06.440	23.180	105.378	4		5	2
30	SSP	81	Coyles WRIGHT	Suzuki - CW Racing	5:06.936	23.676	105.208	5		8	4
31	SSP	47	Derek McLAUGHLIN	Honda	5:07.250	23.990	105.100	4		7	3
32	SSP	43	Dave HEWSON	Kawasaki - The Other Bike Shop	5:07.317	24.057	105.077	6		7	4
33	SSP	37	Paul DOBBS	Suzuki - Hallett Aviation Racing	5:09.160	25.900	104.451	4		5	2
34	SSP	20	Nathan PALLETT	Yamaha - TH Racing / Event Homes UK	5:09.932	26.672	104.191	7		8	5
35	SSP	65	Michael SWEENEY	Yamaha - Tracblast / Greenclean	5:10.564	27.304	103.979	4		5	3
36	SSP	26	Paul SHOESMITH	Yamaha - Speedfreak Ice Valley Racing	5:10.747	27.487	103.917	6		8	6
37	SSP	25	Robert WILSON	Kawasaki - RJW Racing	5:13.493	30.233	103.007	7		8	5
38	SSP	72	Daley MATHISON	Honda - DDM Racing	5:14.569	31.309	102.655	9		9	6
39	SSP	40	William DAVISON	Honda - Maine Road Racing Club	5:15.622	32.362	102.312	6		7	4
40	SSP	41	Matt WOOLRIDGE	Triumph 675 - Kestrel Honda	5:17.549	34.289	101.691	7		7	4
41	SSP	51	Darwyn YOUNG	Yamaha	5:18.707	35.447	101.322	7		8	5
42	SSP	80	Phill ARCHER	Triumph 675	5:20.544	37.284	100.741	8		8	5
43	SSP	46	Ian WHITLOW	Suzuki - Hallett Aviation Racing	5:21.137	37.877	100.555	6		6	3
44	SSP	87	Billy BYRNE	Honda - T & M Racing	5:25.119	41.859	99.324	7		8	5
45	SSP	42	Sandy BERWICK	Suzuki - Berm Shot Blasting Services	5:25.983	42.723	99.060	8		8	5
46	SSP	57	Brian WYLES	Suzuki - KS Performance	5:30.639	47.379	97.665	7		8	4

### Non Qualifiers

SSP	35	Trevor FERGUSON	Suzuki	5:35.838	52.578	96.154	4	6	0
SSP	45	Myles BYRNE	Yamaha - Step Racing	5:39.493	56.233	95.118	7	8	0
SSP	32	Franz SCHWARZ	Yamaha	5:40.205	56.945	94.919	4	5	0

These Results are provisional and are subject to ratification by the Stewards of the Meeting.

Track	<b>The Triangle</b>	Signed	Organising Club	<b>Coleraine &amp; District Motor Club</b>
Length(miles)	<b>8.9700</b> Lap 1 (8.8300)		Qualifying Started	<b>19:45:39.721</b>
Weather	<b>Sunny</b>	Chief Timekeeper		
Track	<b>Dry</b>	Issued At: 09:18:38		



# RELENTLESS International NORTH WEST 200 in association with Blackhorse

## SUPERSPORT

### First Qualifying [Amended]


### Tuesday, 11 May 2010



Qualifying Time **5:34.876** Qualifying Speed **96.43**

Pos	Class	No	Name	Machine / Sponsor	----- Time	Best Lap Behind	----- Speed	On	Total Laps	Qualifying Laps
<b>Non Qualifiers</b>										
	SSP	11	Gary JOHNSON	Yamaha - Rev2Race East Coast Construction	5:40.249	56.989	94.907	1	1	<u>0</u>
	SSP	12	Maria COSTELLO	Yamaha - CSC Racing	5:45.625	1:02.365	93.431	4	5	<u>0</u>
	SSP	83	Kevin MAXTED	Suzuki	5:46.457	1:03.197	93.206	7	8	<u>0</u>
	SSP	48	Alessandro La MACCHIA	Honda	5:48.186	1:04.926	92.744	5	8	<u>0</u>
	SSP	50	Gavin HUNT	Honda - Sloppy Racing	7:15.396	2:32.136	74.167	1	2	<u>0</u>

These Results are provisional and are subject to ratification by the Stewards of the Meeting.

Track	<b>The Triangle</b>	Signed	 Chief Timekeeper	Organising Club	<b>Coleraine &amp; District Motor Club</b>
Length(miles)	<b>8.9700</b> Lap 1 (8.8300)	Issued At:		09:18:38	Qualifying Started
Weather	<b>Sunny</b>				
Track	<b>Dry</b>				



**RELENTLESS International NORTH WEST 200**  
in association with Blackhorse  
**SUPERSPORT**



**First Qualifying [Amended]**

**Tuesday, 11 May 2010**

**DETAILED RESULT**

**Qualifying Classification**

Position

**1** **5 Bruce ANSTEY**

SSP Behind **0.603**  
Best Time **4:43.260** Best Speed **114.001** On **9** Gp **a**

Lap	Elapsed Time	Lap Time	Lap Speed
1	5:21.838	5:21.838	98.770
2	10:12.087	4:50.249	111.256
3	16:30.297	6:18.210	85.381
4	46:26.812	29:56.515	17.975
5	51:11.740	4:44.928	113.334
6	55:56.283	4:44.543	113.487
7	1:00:56.628	5:00.345	107.516
8	1:10:09.131	9:12.503	58.447
9	1:14:52.391	4:43.260	114.001
10	1:19:48.937	4:56.546	108.894

**2** **7 William DUNLOP**

SSP Behind **0.603**  
Best Time **4:43.863** Best Speed **113.759** On **7** Gp **a**

Lap	Elapsed Time	Lap Time	Lap Speed
1	5:27.268	5:27.268	97.131
2	10:27.995	5:00.727	107.380
3	47:04.099	36:36.104	14.704
4	51:53.797	4:49.698	111.468
5	56:40.768	4:46.971	112.527
6	1:01:26.229	4:45.461	113.122
7	1:06:10.092	4:43.863	113.759
8	1:11:16.186	5:06.094	105.497

**3** **39 Keith AMOR**

SSP Behind **1.602**  
Best Time **4:44.862** Best Speed **113.360** On **6** Gp **a**

Lap	Elapsed Time	Lap Time	Lap Speed
1	6:22.583	6:22.583	83.088
2	11:24.327	5:01.744	107.018
3	46:52.680	35:28.353	15.172
4	52:08.923	5:16.243	102.111
5	56:55.400	4:46.477	112.721
6	1:01:40.262	4:44.862	113.360
7	1:06:58.409	5:18.147	101.500
8	1:13:11.558	6:13.149	86.539
9	1:17:56.446	4:44.888	113.350

**Qualifying Classification**

Position

**4** **77 Ryan FARQUHAR**

SSP Behind **1.698**  
Best Time **4:44.958** Best Speed **113.322** On **5** Gp **a**

Lap	Elapsed Time	Lap Time	Lap Speed
1	5:29.156	5:29.156	96.574
2	10:19.724	4:50.568	111.134
3	46:42.949	36:23.225	14.791
4	51:31.296	4:48.347	111.990
5	56:16.254	4:44.958	113.322
6	1:01:04.210	4:47.956	112.142
7	1:06:22.134	5:17.924	101.571

**5** **8 Guy MARTIN**

SSP Behind **2.059**  
Best Time **4:45.319** Best Speed **113.179** On **6** Gp **a**

Lap	Elapsed Time	Lap Time	Lap Speed
1	5:47.682	5:47.682	91.428
2	10:42.876	4:55.194	109.392
3	47:04.819	36:21.943	14.800
4	51:54.286	4:49.467	111.557
5	56:41.512	4:47.226	112.427
6	1:01:26.831	4:45.319	113.179
7	1:06:13.202	4:46.371	112.763
8	1:11:13.488	5:00.286	107.537

**6** **10 Michael DUNLOP**

SSP Behind **2.347**  
Best Time **4:45.607** Best Speed **113.064** On **9** Gp **a**

Lap	Elapsed Time	Lap Time	Lap Speed
1	5:31.514	5:31.514	95.887
2	10:29.036	4:57.522	108.537
3	47:12.164	36:43.128	14.657
4	52:02.562	4:50.398	111.199
5	56:48.649	4:46.087	112.875
6	1:01:39.736	4:51.087	110.936
7	1:09:48.486	8:08.750	66.071
8	1:14:38.134	4:49.648	111.487
9	1:19:23.741	4:45.607	113.064



**First Qualifying [Amended]**

**Tuesday, 11 May 2010**

**DETAILED RESULT**

**Qualifying Classification**

Position

**7** **4 John McGUINNESS**

SSP Behind **3.133**

Best Time **4:46.393** Best Speed **112.754** On **8** Gp **a**

Lap	Elapsed Time	Lap Time	Lap Speed
1	5:27.730	5:27.730	96.994
2	10:27.495	4:59.765	107.724
3	47:32.702	37:05.207	14.512
4	52:22.290	4:49.588	111.510
5	57:09.894	4:47.604	112.279
6	1:01:59.052	4:49.158	111.676
7	1:06:52.248	4:53.196	110.138
8	1:11:38.641	4:46.393	112.754

**8** **9 Ian HUTCHINSON**

SSP Behind **3.493**

Best Time **4:46.753** Best Speed **112.613** On **5** Gp **a**

Lap	Elapsed Time	Lap Time	Lap Speed
1	5:28.996	5:28.996	96.621
2	10:21.048	4:52.052	110.569
3	46:33.353	36:12.305	14.865
4	51:20.293	4:46.940	112.539
5	56:07.046	4:46.753	112.613
6	1:00:57.885	4:50.839	111.031

**9** **6 Cameron DONALD**

SSP Behind **4.630**

Best Time **4:47.890** Best Speed **112.168** On **9** Gp **a**

Lap	Elapsed Time	Lap Time	Lap Speed
1	5:48.667	5:48.667	91.170
2	10:43.328	4:54.661	109.590
3	46:30.289	35:46.961	15.041
4	51:22.954	4:52.665	110.338
5	56:11.723	4:48.769	111.826
6	1:01:09.556	4:57.833	108.423
7	1:08:49.229	7:39.673	70.250
8	1:13:41.124	4:51.895	110.629
9	1:18:29.014	4:47.890	112.168

**Qualifying Classification**

Position

**10** **34 Alastair SEELEY**

SSP Behind **5.033**

Best Time **4:48.293** Best Speed **112.011** On **5** Gp **a**

Lap	Elapsed Time	Lap Time	Lap Speed
1	6:04.855	6:04.855	87.125
2	13:17.523	7:12.668	74.635
3	46:36.949	33:19.426	16.151
4	51:26.889	4:49.940	111.375
5	56:15.182	4:48.293	112.011
6	1:01:07.903	4:52.721	110.317
7	1:09:10.546	8:02.643	66.907
8	1:13:59.637	4:49.091	111.702
9	1:18:48.012	4:48.375	111.979

**11** **2 Ian LOUGHER**

SSP Behind **8.291**

Best Time **4:51.551** Best Speed **110.759** On **4** Gp **a**

Lap	Elapsed Time	Lap Time	Lap Speed
1	6:00.422	6:00.422	88.197
2	46:53.700	40:53.278	13.163
3	51:47.271	4:53.571	109.997
4	56:38.822	4:51.551	110.759
5	1:01:31.157	4:52.335	110.462

**12** **33 Olie LINSDELL**

SSP Behind **8.327**

Best Time **4:51.587** Best Speed **110.746** On **7** Gp **a**

Lap	Elapsed Time	Lap Time	Lap Speed
1	6:52.325	6:52.325	77.095
2	13:21.365	6:29.040	83.004
3	48:20.959	34:59.594	15.380
4	53:20.918	4:59.959	107.655
5	58:16.818	4:55.900	109.131
6	1:03:09.650	4:52.832	110.275
7	1:08:01.237	4:51.587	110.746
8	1:13:01.272	5:00.035	107.627

**13** **3 Conor CUMMINS**

SSP Behind **8.967**

Best Time **4:52.227** Best Speed **110.503** On **4** Gp **a**

Lap	Elapsed Time	Lap Time	Lap Speed
1	5:50.307	5:50.307	90.743
2	10:48.572	4:58.265	108.266
3	49:50.515	39:01.943	13.789
4	54:42.742	4:52.227	110.503
5	59:38.668	4:55.926	109.122
6	1:05:12.619	5:33.951	96.697

**RELENTLESS International NORTH WEST 200**  
**in association with Blackhorse**  
**SUPERSPORT**



**First Qualifying [Amended]**

**Tuesday, 11 May 2010**

**DETAILED RESULT**

**Qualifying Classification**

Position

**14** **13 Adrian ARCHIBALD**

SSP Behind **9.266**

Best Time **4:52.526** Best Speed **110.390** On **5** Gp **a**

Lap	Elapsed Time	Lap Time	Lap Speed
1	5:55.940	5:55.940	89.307
2	12:56.836	7:00.896	76.722
3	46:29.886	33:33.050	16.041
4	52:46.858	6:16.972	85.662
5	57:39.384	4:52.526	110.390
6	1:02:33.528	4:54.144	109.783

**15** **52 Jimmy MOORE**

SSP Behind **12.216**

Best Time **4:55.476** Best Speed **109.288** On **7** Gp **a**

Lap	Elapsed Time	Lap Time	Lap Speed
1	7:01.115	7:01.115	75.485
2	12:59.911	5:58.796	90.001
3	47:33.096	34:33.185	15.576
4	52:28.975	4:55.879	109.139
5	57:24.873	4:55.898	109.132
6	1:02:20.750	4:55.877	109.140
7	1:07:16.226	4:55.476	109.288
8	1:12:12.224	4:55.998	109.095
9	1:17:11.228	4:59.004	107.999

**16** **24 James McBRIDE**

SSP Behind **13.603**

Best Time **4:56.863** Best Speed **108.777** On **5** Gp **a**

Lap	Elapsed Time	Lap Time	Lap Speed
1	6:23.297	6:23.297	82.933
2	12:11.084	5:47.787	92.850
3	47:07.623	34:56.539	15.403
4	52:06.252	4:58.629	108.134
5	57:03.115	4:56.863	108.777
6	1:02:00.292	4:57.177	108.663
7	1:06:59.366	4:59.074	107.973
8	1:12:09.911	5:10.545	103.985

**Qualifying Classification**

Position

**17** **66 Mark BUCKLEY**

SSP Behind **13.669**

Best Time **4:56.929** Best Speed **108.753** On **4** Gp **a**

Lap	Elapsed Time	Lap Time	Lap Speed
1	7:04.251	7:04.251	74.927
2	12:58.899	5:54.648	91.054
3	47:29.404	34:30.505	15.596
4	52:26.333	4:56.929	108.753
5	57:24.127	4:57.794	108.437
6	1:02:23.701	4:59.574	107.793
7	1:07:28.381	5:04.680	105.987
8	1:14:14.362	6:45.981	79.541
9	1:19:11.956	4:57.594	108.510

**18** **22 Stephen McILVENNA**

SSP Behind **14.525**

Best Time **4:57.785** Best Speed **108.441** On **7** Gp **a**

Lap	Elapsed Time	Lap Time	Lap Speed
1	6:39.282	6:39.282	79.613
2	12:33.226	5:53.944	91.235
3	47:34.320	35:01.094	15.369
4	52:37.057	5:02.737	106.667
5	57:35.879	4:58.822	108.064
6	1:02:35.178	4:59.299	107.892
7	1:07:32.963	4:57.785	108.441
8	1:12:31.211	4:58.248	108.272

**19** **21 Stefano BONETTI**

SSP Behind **15.139**

Best Time **4:58.399** Best Speed **108.218** On **7** Gp **a**

Lap	Elapsed Time	Lap Time	Lap Speed
1	7:46.971	7:46.971	68.073
2	14:44.619	6:57.648	77.319
3	47:34.724	32:50.105	16.391
4	52:34.606	4:59.882	107.682
5	57:34.662	5:00.056	107.620
6	1:02:34.861	5:00.199	107.569
7	1:07:33.260	4:58.399	108.218
8	1:12:32.727	4:59.467	107.832



**RELENTLESS International NORTH WEST 200**  
**in association with Blackhorse**  
**SUPERSPORT**



**First Qualifying [Amended]**

**Tuesday, 11 May 2010**

**DETAILED RESULT**

**Qualifying Classification**

Position

**20** **38 Gary ROBINSON**

SSP Behind **16.582**  
 Best Time **4:59.842** Best Speed **107.697** On **8** Gp **a**

Lap	Elapsed Time	Lap Time	Lap Speed
1	6:38.701	6:38.701	79.729
2	12:26.508	5:47.807	92.845
3	47:04.460	34:37.952	15.540
4	52:12.059	5:07.599	104.981
5	57:16.756	5:04.697	105.981
6	1:02:24.862	5:08.106	104.808
7	1:07:27.495	5:02.633	106.703
8	1:12:27.337	4:59.842	107.697

**21** **18 Ben WYLIE**

SSP Behind **16.741**  
 Best Time **5:00.001** Best Speed **107.640** On **6** Gp **a**

Lap	Elapsed Time	Lap Time	Lap Speed
1	6:09.958	6:09.958	85.923
2	11:25.726	5:15.768	102.265
3	47:10.033	35:44.307	15.059
4	52:11.570	5:01.537	107.091
5	57:11.651	5:00.081	107.611
6	1:02:11.652	5:00.001	107.640
7	1:07:12.355	5:00.703	107.388
8	1:12:13.140	5:00.785	107.359
9	1:21:38.636	9:25.496	57.104

**22** **68 Derek BRIEN**

SSP Behind **17.047**  
 Best Time **5:00.307** Best Speed **107.530** On **6** Gp **a**

Lap	Elapsed Time	Lap Time	Lap Speed
1	7:11.560	7:11.560	73.658
2	13:01.168	5:49.608	92.366
3	47:21.346	34:20.178	15.674
4	52:22.427	5:01.081	107.254
5	57:23.905	5:01.478	107.112
6	1:02:24.212	5:00.307	107.530
7	1:07:25.123	5:00.911	107.314

**Qualifying Classification**

Position

**23** **16 John BURROWS**

SSP Behind **17.851**  
 Best Time **5:01.111** Best Speed **107.243** On **5** Gp **a**

Lap	Elapsed Time	Lap Time	Lap Speed
1	6:10.693	6:10.693	85.753
2	11:26.913	5:16.220	102.119
3	47:13.181	35:46.268	15.046
4	52:16.013	5:02.832	106.633
5	57:17.124	5:01.111	107.243
6	1:02:23.407	5:06.283	105.432
7	1:07:27.220	5:03.813	106.289

**24** **98 Paul OWEN**

SSP Behind **20.001**  
 Best Time **5:03.261** Best Speed **106.483** On **6** Gp **a**

Lap	Elapsed Time	Lap Time	Lap Speed
1	7:30.648	7:30.648	70.538
2	13:16.702	5:46.054	93.315
3	48:19.843	35:03.141	15.354
4	53:26.806	5:06.963	105.198
5	58:34.655	5:07.849	104.896
6	1:03:37.916	5:03.261	106.483
7	1:08:41.595	5:03.679	106.336

**25** **27 James McCANN**

SSP Behind **20.204**  
 Best Time **5:03.464** Best Speed **106.411** On **6** Gp **a**

Lap	Elapsed Time	Lap Time	Lap Speed
1	7:25.746	7:25.746	71.314
2	13:15.999	5:50.253	92.196
3	48:19.222	35:03.223	15.354
4	53:26.188	5:06.966	105.197
5	58:34.148	5:07.960	104.858
6	1:03:37.612	5:03.464	106.411
7	1:09:02.482	5:24.870	99.400
8	1:14:08.496	5:06.014	105.525



# RELENTLESS International NORTH WEST 200

in association with Blackhorse SUPERSPORT



First Qualifying [Amended]

Tuesday, 11 May 2010

## DETAILED RESULT

### Qualifying Classification

Position

**26** 63 David MULLIGAN

SSP Behind 22.362

Best Time 5:05.622 Best Speed 105.660 On 6 Gp a

Lap	Elapsed Time	Lap Time	Lap Speed
1	6:40.001	6:40.001	79.470
2	12:34.077	5:54.076	91.201
3	47:05.963	34:31.886	15.586
4	52:21.502	5:15.539	102.339
5	57:33.692	5:12.190	103.437
6	1:02:39.314	5:05.622	105.660
7	1:07:47.050	5:07.736	104.934
8	1:12:53.172	5:06.122	105.487

**27** 44 Glenn WALKER

SSP Behind 22.924

Best Time 5:06.184 Best Speed 105.466 On 7 Gp a

Lap	Elapsed Time	Lap Time	Lap Speed
1	7:04.723	7:04.723	74.844
2	13:03.460	5:58.737	90.016
3	47:13.969	34:10.509	15.748
4	52:22.855	5:08.886	104.543
5	57:32.038	5:09.183	104.443
6	1:02:40.011	5:07.973	104.853
7	1:07:46.195	5:06.184	105.466
8	1:13:13.518	5:27.323	98.655

**28** 28 Alan JACKSON

SSP Behind 22.989

Best Time 5:06.249 Best Speed 105.444 On 5 Gp a

Lap	Elapsed Time	Lap Time	Lap Speed
1	7:10.304	7:10.304	73.873
2	13:06.954	5:56.650	90.543
3	47:32.490	34:25.536	15.634
4	52:43.801	5:11.311	103.729
5	57:50.050	5:06.249	105.444
6	1:03:19.403	5:29.353	98.047

**29** 29 Ryan McCAY

SSP Behind 23.180

Best Time 5:06.440 Best Speed 105.378 On 4 Gp a

Lap	Elapsed Time	Lap Time	Lap Speed
1	6:22.287	6:22.287	83.152
2	12:14.590	5:52.303	91.660
3	47:36.482	35:21.892	15.218
4	52:42.922	5:06.440	105.378
5	57:53.048	5:10.126	104.125

### Qualifying Classification

Position

**30** 81 Coyles WRIGHT

SSP Behind 23.676

Best Time 5:06.936 Best Speed 105.208 On 5 Gp a

Lap	Elapsed Time	Lap Time	Lap Speed
1	6:43.088	6:43.088	78.861
2	12:29.491	5:46.403	93.221
3	46:59.134	34:29.643	15.603
4	52:08.338	5:09.204	104.436
5	57:15.274	5:06.936	105.208
6	1:02:23.552	5:08.278	104.750
7	1:07:30.573	5:07.021	105.178
8	1:17:36.772	10:06.199	53.270

**31** 47 Derek McLAUGHLIN

SSP Behind 23.990

Best Time 5:07.250 Best Speed 105.100 On 4 Gp a

Lap	Elapsed Time	Lap Time	Lap Speed
1	6:36.251	6:36.251	80.222
2	12:28.582	5:52.331	91.652
3	46:51.618	34:23.036	15.653
4	51:58.868	5:07.250	105.100
5	57:06.971	5:08.103	104.809
6	1:02:19.173	5:12.202	103.433
7	1:10:29.886	8:10.713	65.806

**32** 43 Dave HEWSON

SSP Behind 24.057

Best Time 5:07.317 Best Speed 105.077 On 6 Gp a

Lap	Elapsed Time	Lap Time	Lap Speed
1	7:34.584	7:34.584	69.928
2	13:18.335	5:43.751	93.940
3	48:08.186	34:49.851	15.452
4	53:20.762	5:12.576	103.309
5	58:33.313	5:12.551	103.318
6	1:03:40.630	5:07.317	105.077
7	1:08:51.711	5:11.081	103.806

**33** 37 Paul DOBBS

SSP Behind 25.900

Best Time 5:09.160 Best Speed 104.451 On 4 Gp a

Lap	Elapsed Time	Lap Time	Lap Speed
1	7:35.748	7:35.748	69.749
2	16:18.211	8:42.463	61.807
3	47:56.706	31:38.495	17.009
4	53:05.866	5:09.160	104.451
5	58:17.561	5:11.695	103.601



**RELENTLESS International NORTH WEST 200**  
in association with Blackhorse  
**SUPERSPORT**



**First Qualifying [Amended]**

**Tuesday, 11 May 2010**

**DETAILED RESULT**

**Qualifying Classification**

Position

**34** **20 Nathan PALLETT**

SSP Behind **26.672**  
Best Time **5:09.932** Best Speed **104.191** On **7** Gp **a**

Lap	Elapsed Time	Lap Time	Lap Speed
1	7:12.140	7:12.140	73.559
2	13:10.106	5:57.966	90.210
3	47:03.938	33:53.832	15.877
4	52:22.025	5:18.087	101.519
5	57:36.371	5:14.346	102.728
6	1:02:46.611	5:10.240	104.087
7	1:07:56.543	5:09.932	104.191
8	1:13:06.582	5:10.039	104.155

**35** **65 Michael SWEENEY**

SSP Behind **27.304**  
Best Time **5:10.564** Best Speed **103.979** On **4** Gp **a**

Lap	Elapsed Time	Lap Time	Lap Speed
1	6:02.408	6:02.408	87.713
2	11:21.750	5:19.342	101.120
3	48:57.605	37:35.855	14.315
4	54:08.169	5:10.564	103.979
5	59:20.698	5:12.529	103.325

**36** **26 Paul SHOESMITH**

SSP Behind **27.487**  
Best Time **5:10.747** Best Speed **103.917** On **6** Gp **a**

Lap	Elapsed Time	Lap Time	Lap Speed
1	10:20.906	10:20.906	51.196
2	47:47.360	37:26.454	14.375
3	53:03.860	5:16.500	102.028
4	58:18.295	5:14.435	102.698
5	1:03:33.671	5:15.376	102.392
6	1:08:44.418	5:10.747	103.917
7	1:13:55.175	5:10.757	103.914
8	1:19:09.158	5:13.983	102.846

**37** **25 Robert WILSON**

SSP Behind **30.233**  
Best Time **5:13.493** Best Speed **103.007** On **7** Gp **a**

Lap	Elapsed Time	Lap Time	Lap Speed
1	7:21.666	7:21.666	71.973
2	13:45.417	6:23.751	84.148
3	47:59.795	34:14.378	15.719
4	53:20.531	5:20.736	100.681
5	58:38.936	5:18.405	101.418
6	1:03:54.138	5:15.202	102.449
7	1:09:07.631	5:13.493	103.007
8	1:14:26.535	5:18.904	101.259

**Qualifying Classification**

Position

**38** **72 Daley MATHISON**

SSP Behind **31.309**  
Best Time **5:14.569** Best Speed **102.655** On **9** Gp **a**

Lap	Elapsed Time	Lap Time	Lap Speed
1	7:48.349	7:48.349	67.872
2	14:19.900	6:31.551	82.472
3	48:11.245	33:51.345	15.897
4	53:32.175	5:20.930	100.620
5	58:50.214	5:18.039	101.535
6	1:04:07.577	5:17.363	101.751
7	1:09:26.766	5:19.189	101.169
8	1:14:43.778	5:17.012	101.864
9	1:19:58.347	5:14.569	102.655

**39** **40 William DAVISON**

SSP Behind **32.362**  
Best Time **5:15.622** Best Speed **102.312** On **6** Gp **a**

Lap	Elapsed Time	Lap Time	Lap Speed
1	7:45.073	7:45.073	68.351
2	14:03.800	6:18.727	85.265
3	48:23.310	34:19.510	15.679
4	53:45.823	5:22.513	100.126
5	59:06.778	5:20.955	100.612
6	1:04:22.400	5:15.622	102.312
7	1:09:41.893	5:19.493	101.073

**40** **41 Matt WOOLRIDGE**

SSP Behind **34.289**  
Best Time **5:17.549** Best Speed **101.691** On **7** Gp **a**

Lap	Elapsed Time	Lap Time	Lap Speed
1	9:15.835	9:15.835	57.190
2	16:10.698	6:54.863	77.838
3	48:35.744	32:25.046	16.602
4	54:06.898	5:31.154	97.514
5	59:30.338	5:23.440	99.839
6	1:04:54.871	5:24.533	99.503
7	1:10:12.420	5:17.549	101.691



# RELENTLESS International NORTH WEST 200

in association with Blackhorse SUPERSPORT



First Qualifying [Amended]

Tuesday, 11 May 2010

## DETAILED RESULT

### Qualifying Classification

Position

**41** 51 Darwyn YOUNG

SSP Behind 35.447

Best Time 5:18.707 Best Speed 101.322 On 7 Gp a

Lap	Elapsed Time	Lap Time	Lap Speed
1	9:17.091	9:17.091	57.061
2	16:17.183	7:00.092	76.869
3	48:46.483	32:29.300	16.566
4	54:11.643	5:25.160	99.311
5	59:34.259	5:22.616	100.094
6	1:04:54.675	5:20.416	100.781
7	1:10:13.382	5:18.707	101.322
8	1:15:33.941	5:20.559	100.737

**42** 80 Phill ARCHER

SSP Behind 37.284

Best Time 5:20.544 Best Speed 100.741 On 8 Gp a

Lap	Elapsed Time	Lap Time	Lap Speed
1	7:27.660	7:27.660	71.009
2	13:54.682	6:27.022	83.437
3	48:01.613	34:06.931	15.776
4	53:25.962	5:24.349	99.559
5	58:47.866	5:21.904	100.316
6	1:04:12.872	5:25.006	99.358
7	1:09:34.314	5:21.442	100.460
8	1:14:54.858	5:20.544	100.741

**43** 46 Ian WHITLOW

SSP Behind 37.877

Best Time 5:21.137 Best Speed 100.555 On 6 Gp a

Lap	Elapsed Time	Lap Time	Lap Speed
1	7:11.146	7:11.146	73.729
2	13:14.882	6:03.736	88.779
3	48:46.868	35:31.986	15.146
4	54:09.096	5:22.228	100.215
5	59:31.251	5:22.155	100.237
6	1:04:52.388	5:21.137	100.555

### Qualifying Classification

Position

**44** 87 Billy BYRNE

SSP Behind 41.859

Best Time 5:25.119 Best Speed 99.324 On 7 Gp a

Lap	Elapsed Time	Lap Time	Lap Speed
1	9:08.926	9:08.926	57.909
2	15:58.209	6:49.283	78.899
3	47:59.303	32:01.094	16.809
4	53:25.678	5:26.375	98.941
5	58:52.820	5:27.142	98.709
6	1:04:23.405	5:30.585	97.681
7	1:09:48.524	5:25.119	99.324
8	1:15:18.212	5:29.688	97.947

**45** 42 Sandy BERWICK

SSP Behind 42.723

Best Time 5:25.983 Best Speed 99.060 On 8 Gp a

Lap	Elapsed Time	Lap Time	Lap Speed
1	7:43.978	7:43.978	68.512
2	14:49.505	7:05.527	75.887
3	48:17.774	33:28.269	16.080
4	53:49.289	5:31.515	97.407
5	59:16.904	5:27.615	98.567
6	1:04:45.153	5:28.249	98.377
7	1:10:11.183	5:26.030	99.046
8	1:15:37.166	5:25.983	99.060

**46** 57 Brian WYLES

SSP Behind 47.379

Best Time 5:30.639 Best Speed 97.665 On 7 Gp a

Lap	Elapsed Time	Lap Time	Lap Speed
1	7:44.582	7:44.582	68.423
2	14:17.407	6:32.825	82.205
3	48:26.783	34:09.376	15.757
4	57:07.591	8:40.808	62.004
5	1:02:39.074	5:31.483	97.417
6	1:08:10.412	5:31.338	97.459
7	1:13:41.051	5:30.639	97.665
8	1:19:12.033	5:30.982	97.564

### Non Qualifiers

Position



**RELENTLESS International NORTH WEST 200**  
**in association with Blackhorse**  
**SUPERSPORT**



**First Qualifying [Amended]**

**Tuesday, 11 May 2010**

**DETAILED RESULT**

**Non Qualifiers**

Position

**35 Trevor FERGUSON**

SSP Behind **52.578**  
 Best Time **5:35.838** Best Speed **96.154** On **4** Gp **a**

Lap	Elapsed Time	Lap Time	Lap Speed
1	7:35.625	7:35.625	69.768
2	13:57.684	6:22.059	84.521
3	48:55.317	34:57.633	15.394
4	54:31.155	5:35.838	96.154
5	1:00:12.201	5:41.046	94.685
6	1:05:54.730	5:42.529	94.275

**45 Myles BYRNE**

SSP Behind **56.233**  
 Best Time **5:39.493** Best Speed **95.118** On **7** Gp **a**

Lap	Elapsed Time	Lap Time	Lap Speed
1	7:55.674	7:55.674	66.827
2	14:52.632	6:56.958	77.447
3	48:05.383	33:12.751	16.205
4	53:47.917	5:42.534	94.274
5	59:28.534	5:40.617	94.804
6	1:05:08.881	5:40.347	94.880
7	1:10:48.374	5:39.493	95.118
8	1:16:32.799	5:44.425	93.756

**32 Franz SCHWARZ**

SSP Behind **56.945**  
 Best Time **5:40.205** Best Speed **94.919** On **4** Gp **a**

Lap	Elapsed Time	Lap Time	Lap Speed
1	9:09.928	9:09.928	57.804
2	15:59.956	6:50.028	78.756
3	48:49.448	32:49.492	16.396
4	54:29.653	5:40.205	94.919
5	1:00:14.903	5:45.250	93.532

**11 Gary JOHNSON**

SSP Behind **56.989**  
 Best Time **5:40.249** Best Speed **94.907** On **1** Gp **a**

Lap	Elapsed Time	Lap Time	Lap Speed
1	5:40.249	5:40.249	93.426

**Non Qualifiers**

Position

**12 Maria COSTELLO**

SSP Behind **1:02.365**  
 Best Time **5:45.625** Best Speed **93.431** On **4** Gp **a**

Lap	Elapsed Time	Lap Time	Lap Speed
1	8:20.878	8:20.878	63.465
2	15:39.764	7:18.886	73.577
3	48:53.959	33:14.195	16.193
4	54:39.584	5:45.625	93.431
5	1:07:26.364	12:46.780	42.114

**83 Kevin MAXTED**

SSP Behind **1:03.197**  
 Best Time **5:46.457** Best Speed **93.206** On **7** Gp **a**

Lap	Elapsed Time	Lap Time	Lap Speed
1	8:11.458	8:11.458	64.681
2	15:42.062	7:30.604	71.664
3	48:37.115	32:55.053	16.350
4	54:28.081	5:50.966	92.009
5	1:00:16.002	5:47.921	92.814
6	1:06:02.778	5:46.776	93.121
7	1:11:49.235	5:46.457	93.206
8	1:17:39.846	5:50.611	92.102

**48 Alessandro La MACCHIA**

SSP Behind **1:04.926**  
 Best Time **5:48.186** Best Speed **92.744** On **5** Gp **a**

Lap	Elapsed Time	Lap Time	Lap Speed
1	9:15.390	9:15.390	57.235
2	16:12.736	6:57.346	77.375
3	49:18.043	33:05.307	16.265
4	55:46.240	6:28.197	83.185
5	1:01:34.426	5:48.186	92.744
6	1:07:32.754	5:58.328	90.119
7	1:13:22.443	5:49.689	92.345
8	1:19:11.764	5:49.321	92.442

**50 Gavin HUNT**

SSP Behind **2:32.136**  
 Best Time **7:15.396** Best Speed **74.167** On **1** Gp **a**

Lap	Elapsed Time	Lap Time	Lap Speed
1	7:15.396	7:15.396	73.009
2	15:35.803	8:20.407	64.531



Speed TrapSupersport First Qualifying

No.	Name	Lap 1	Lap 2	Lap 3	Lap 4	Lap 5	Lap 6	Lap 7	Lap 8	Lap 9
1	Steve PLATER							172		
2	Ian LOUGHER	173		169	168	168				
3	Conor CUMMINS	169		164		165		162		
4	John McGUINNESS	174		171		177	174	173	174	
5	Bruce ANSTEY	174		175	176	176			176	177
6	Cameron DONALD			180						172
7	William DUNLOP				169			172	172	
8	Guy MARTIN					175			172	
9	Ian HUTCHINSON			176	176	177				176
10	Michael DUNLOP	177		176	177	176	176		174	176
11	Gary JOHNSON	169								
12	Maria COSTELLO	146			164					
13	Adrian ARCHIBALD				152	171		171		
16	John BURROWS				160					
18	Ben WYLIE	167					168	167	166	
20	Nathan PALLETT							169		
21	Stefano BONETTI	153				176		169		
22	Stephen McILVENNA	154	154	167		170			164	162
24	James McBRIDE	162				163	162	163	160	
25	Robert WILSON	164			167			164	164	
26	Paul SHOESMITH				167					176
27	James McCANN	172				171		165		
28	Alan JACKSON	167		164				167		
29	Ryan McCAY				167					
32	Franz SCHWARZ			164						
33	Olie LINSDELL			171		173		173	174	175
34	Alastair SEELEY	147		173	173					173
35	Trevor FERGUSON	154			165	140				
37	Paul DOBBS			160	165					
38	Gary ROBINSON	177			168	167	175	161	167	
40	William DAVISON			164	155	162		163		
43	Dave HEWSON			169	164	171			159	
44	Glenn WALKER	172				156		163		173
45	Myles BYRNE	161				161		155		155
46	Ian WHITLOW	170								
47	Derek McLAUGHLIN				169		176		166	
51	Darwyn YOUNG				164	161			161	156
52	Jimmy MOORE				165			169	170	
57	Brian WYLES									155
63	David MULLIGAN	164								
65	Michael SWEENEY				148	165				167
66	Mark BUCKLEY				168					
68	Derek BRIEN					167				
72	Daley MATHISON				163	164				157
77	Ryan FARQUHAR	173		169	172	173		164		
80	Phill ARCHER	134								
81	Coyles WRIGHT	160						171		
83	Kevin MAXTED	140							155	155
87	Billy BYRNE			159	163	158			154	156
98	Paul OWEN			163	176					

# RELENTLESS International NORTH WEST 200 in association with Blackhorse

## SUPERSPORT

### Second Qualifying

### Thursday, 13 May 2010



Qualifying Time **5:32.716** Qualifying Speed **97.056**

Pos	Class	No	Name	Machine / Sponsor	Time	Best Lap Time	Behind	Speed	On	Total Laps	Qualifying Laps
1	SSP	10	Michael DUNLOP	Yamaha - Street Sweep/Hardship/DGW	4:41.775			114.602	3	8	7
2	SSP	39	Keith AMOR	Honda - Kojak Racing	4:42.573		0.798	114.278	3	4	2
3	SSP	1	Steve PLATER	Honda - Padgetts of Batley	4:42.595		0.820	114.270	6	6	3
4	SSP	9	Ian HUTCHINSON	Honda - Padgetts of Batley	4:42.605		0.830	114.265	3	5	4
5	SSP	4	John McGUINNESS	Honda - Padgetts of Batley	4:43.174		1.399	114.036	4	7	6
6	SSP	34	Alastair SEELEY	Suzuki - Relentless Suzuki by TAS Racing	4:44.134		2.359	113.651	7	7	6
7	SSP	7	William DUNLOP	Yamaha - CD Racing	4:44.216		2.441	113.618	7	7	5
8	SSP	8	Guy MARTIN	Honda - Wilson Craig Racing	4:44.741		2.966	113.408	3	4	4
9	SSP	77	Ryan FARQUHAR	Kawasaki - KMR Kawasaki	4:45.395		3.620	113.148	2	3	3
10	SSP	2	Ian LOUGHER	Kawasaki - Blackhorse Kawasaki	4:47.771		5.996	112.214	6	6	3
11	SSP	3	Conor CUMMINS	Kawasaki - McAdoo Kawasaki Racing	4:48.195		6.420	112.049	5	6	4
12	SSP	11	Gary JOHNSON	Yamaha - Rev2Race East Coast Construction	4:48.749		6.974	111.834	4	8	7
13	SSP	33	Olie LINSDELL	Yamaha - Team Flitwick Yamaha / SMV	4:48.917		7.142	111.769	6	6	4
14	SSP	6	Cameron DONALD	Suzuki - Relentless Suzuki by TAS Racing	4:51.112		9.337	110.926	3	4	3
15	SSP	70	Daniel KNEEN	Yamaha - Marks Bloom Racing	4:51.231		9.456	110.881	2	4	3
16	SSP	21	Stefano BONETTI	Honda - Team Ronzoni Racing	4:53.257		11.482	110.115	6	6	3
17	SSP	68	Derek BRIEN	Kawasaki	4:54.565		12.790	109.626	5	5	3
18	SSP	24	James McBRIDE	Yamaha - Downview Finance/Pazzo Racing	4:55.237		13.462	109.377	4	7	7
19	SSP	50	Gavin HUNT	Honda - Sloppy Racing	4:55.394		13.619	109.318	6	7	5
20	SSP	66	Mark BUCKLEY	Kawasaki - OTSS Racing	4:56.548		14.773	108.893	6	6	3
21	SSP	27	James McCANN	Yamaha - Inver Tool Hire	4:57.734		15.959	108.459	5	5	2
22	SSP	71	Davy MORGAN	Yamaha - CSC Branson Racing	4:57.783		16.008	108.441	3	4	2
23	SSP	18	Ben WYLIE	Yamaha - Phase One/Magic Bullet Racing	4:58.517		16.742	108.175	3	5	2
24	SSP	22	Stephen McILVENNA	Yamaha - Moira Motorcycle Racing Club	4:58.535		16.760	108.168	7	7	4
25	SSP	44	Glenn WALKER	Kawasaki - Henderson Racing	5:00.515		18.740	107.456	6	6	4
26	SSP	47	Derek McLAUGHLIN	Honda	5:00.572		18.797	107.435	6	6	3
27	SSP	98	Paul OWEN	Yamaha - 98 Club	5:00.798		19.023	107.354	4	5	3
28	SSP	43	Dave HEWSON	Kawasaki - The Other Bike Shop	5:00.866		19.091	107.330	5	5	3
29	SSP	65	Michael SWEENEY	Yamaha - Tracblast / Greenclean	5:02.018		20.243	106.921	2	3	2
30	SSP	63	David MULLIGAN	Yamaha	5:03.652		21.877	106.345	6	6	3
31	SSP	23	John BARTON	Yamaha - Marks Bloom Racing	5:04.545		22.770	106.034	7	7	5
32	SSP	37	Paul DOBBS	Suzuki - Hallett Aviation Racing	5:04.752		22.977	105.962	3	4	3
33	SSP	25	Robert WILSON	Kawasaki - RJW Racing	5:05.030		23.255	105.865	2	6	3
34	SSP	26	Paul SHOESMITH	Yamaha - Speedfreak Ice Valley Racing	5:06.073		24.298	105.504	6	6	5
35	SSP	35	Trevor FERGUSON	Suzuki	5:06.484		24.709	105.363	2	5	2
36	SSP	20	Nathan PALLETT	Yamaha - TH Racing / Event Homes UK	5:06.971		25.196	105.196	5	5	2
37	SSP	16	John BURROWS	Yamaha - Burrows Engineering	5:09.485		27.710	104.341	2	4	3
38	SSP	28	Alan JACKSON	Honda - W A Corless / Jackson Racing	5:09.683		27.908	104.274	6	6	3
39	SSP	87	Billy BYRNE	Honda - T & M Racing	5:09.688		27.913	104.273	6	7	5
40	SSP	72	Daley MATHISON	Honda - DDM Racing	5:10.440		28.665	104.020	3	6	5
41	SSP	81	Coyles WRIGHT	Suzuki - CW Racing	5:10.684		28.909	103.938	2	3	2
42	SSP	40	William DAVISON	Honda - Maine Road Racing Club	5:11.019		29.244	103.826	4	5	3
43	SSP	41	Matt WOOLRIDGE	Triumph 675 - Kestrel Honda	5:11.037		29.262	103.820	6	6	4
44	SSP	51	Darwyn YOUNG	Yamaha	5:11.960		30.185	103.513	5	5	3
45	SSP	46	Ian WHITLOW	Suzuki - Hallett Aviation Racing	5:12.302		30.527	103.400	3	3	2
46	SSP	32	Franz SCHWARZ	Yamaha	5:14.966		33.191	102.525	5	5	2
47	SSP	29	Ryan McCAY	Suzuki - PRF Racing	5:14.970		33.195	102.524	4	4	2
48	SSP	80	Phill ARCHER	Triumph 675	5:18.783		37.008	101.298	3	4	2
49	SSP	45	Myles BYRNE	Yamaha - Step Racing	5:22.191		40.416	100.226	6	6	3
50	SSP	12	Maria COSTELLO	Yamaha - CSC Racing	5:22.947		41.172	99.992	5	6	4

These Results are provisional and are subject to ratification by the Stewards of the Meeting.

Track	<b>The Triangle</b>	Signed	Organising Club	<b>Coleraine &amp; District Motor Club</b>
Length(miles)	<b>8.9700</b> Lap 1 (8.8300)		Qualifying Started	<b>11:35:30.587</b>
Weather	<b>Cloudy</b>	Chief Timekeeper		
Track	<b>Dry</b>	Issued At:		

# RELENTLESS International NORTH WEST 200 in association with Blackhorse

## SUPERSPORT

### Second Qualifying


#### Thursday, 13 May 2010



Qualifying Time **5:32.716** Qualifying Speed **97.056**

Pos	Class	No	Name	Machine / Sponsor	----- Time	Best Lap Behind	----- Speed	On	Total Laps	Qualifying Laps
<b>Qualifying Classification</b>										
51	SSP	57	Brian WYLES	Suzuki - KS Performance	5:23.819	42.044	99.722	3	4	2
52	SSP	83	Kevin MAXTED	Suzuki	5:28.295	46.520	98.363	6	6	3
<b>Non Qualifiers</b>										
	SSP	13	Adrian ARCHIBALD	Yamaha - AMA Racing	4:51.544	9.769	110.762	2	3	<u>1</u>
	SSP	48	Alessandro La MACCHIA	Honda	5:32.968	51.193	96.982	6	6	<u>0</u>
	SSP	38	Gary ROBINSON	Yamaha - D R Refrigeration	9:28.442	4:46.667	56.808	1	1	<u>0</u>
	SSP	5	Bruce ANSTEY	Suzuki - Relentless Suzuki by TAS Racing	29:31.931	24:50.156	18.224	1	1	<u>0</u>

These Results are provisional and are subject to ratification by the Stewards of the Meeting.

Track	<b>The Triangle</b>	Signed	 Chief Timekeeper	Organising Club	<b>Coleraine &amp; District Motor Club</b>
Length(miles)	<b>8.9700</b> Lap 1 (8.8300)	Issued At:		Qualifying Started	<b>11:35:30.587</b>
Weather	<b>Cloudy</b>				
Track	<b>Dry</b>				





# RELENTLESS International NORTH WEST 200 in association with Blackhorse




## SUPERSPORT

### Combined Qualifying

Thursday 13 May 2010

Pos	Class	No	Name	-----Best Time / Qual Laps-----			Overall Best Time / Speed /	
				Session A	Session B	Total Qual Laps		
<b>Qualifying Classification</b>								
1	SSP	10	Michael DUNLOP	4:45.607	7	4:41.775	7	4:41.775 114.602 14
2	SSP	39	Keith AMOR	4:44.862	6	4:42.573	2	4:42.573 114.278 8
3	SSP	1	Steve PLATER	-----		4:42.595	3	4:42.595 114.270 3
4	SSP	9	Ian HUTCHINSON	4:46.753	5	4:42.605	4	4:42.605 114.265 9
5	SSP	4	John McGUINNESS	4:46.393	7	4:43.174	6	4:43.174 114.036 13
6	SSP	5	Bruce ANSTEY	4:43.260	7	29:31.931	0	4:43.260 114.001 7
7	SSP	7	William DUNLOP	4:43.863	7	4:44.216	5	4:43.863 113.759 12
8	SSP	34	Alastair SEELEY	4:48.293	5	4:44.134	6	4:44.134 113.651 11
9	SSP	8	Guy MARTIN	4:45.319	6	4:44.741	4	4:44.741 113.408 10
10	SSP	77	Ryan FARQUHAR	4:44.958	6	4:45.395	3	4:44.958 113.322 9
11	SSP	2	Ian LOUGHER	4:51.551	3	4:47.771	3	4:47.771 112.214 6
12	SSP	6	Cameron DONALD	4:47.890	6	4:51.112	3	4:47.890 112.168 9
13	SSP	3	Conor CUMMINS	4:52.227	4	4:48.195	4	4:48.195 112.049 8
14	SSP	11	Gary JOHNSON	5:40.249	0	4:48.749	7	4:48.749 111.834 7
15	SSP	33	Olie LINSDELL	4:51.587	5	4:48.917	4	4:48.917 111.769 9
16	SSP	70	Daniel KNEEN	-----		4:51.231	3	4:51.231 110.881 3
17	SSP	13	Adrian ARCHIBALD	4:52.526	2	4:51.544	1	4:51.544 110.762 3
18	SSP	21	Stefano BONETTI	4:58.399	5	4:53.257	3	4:53.257 110.115 8
19	SSP	68	Derek BRIEN	5:00.307	4	4:54.565	3	4:54.565 109.626 7
20	SSP	24	James McBRIDE	4:56.863	5	4:55.237	7	4:55.237 109.377 12
21	SSP	50	Gavin HUNT	7:15.396	0	4:55.394	5	4:55.394 109.318 5
22	SSP	52	Jimmy MOORE	4:55.476	6	-----		4:55.476 109.288 6
23	SSP	66	Mark BUCKLEY	4:56.929	5	4:56.548	3	4:56.548 108.893 8
24	SSP	27	James McCANN	5:03.464	5	4:57.734	2	4:57.734 108.459 7
25	SSP	71	Davy MORGAN	-----		4:57.783	2	4:57.783 108.441 2
26	SSP	22	Stephen McILVENNA	4:57.785	5	4:58.535	4	4:57.785 108.441 9
27	SSP	18	Ben WYLIE	5:00.001	6	4:58.517	2	4:58.517 108.175 8
28	SSP	38	Gary ROBINSON	4:59.842	5	9:28.442	0	4:59.842 107.697 5
29	SSP	44	Glenn WALKER	5:06.184	5	5:00.515	4	5:00.515 107.456 9
30	SSP	47	Derek McLAUGHLIN	5:07.250	3	5:00.572	3	5:00.572 107.435 6
31	SSP	98	Paul OWEN	5:03.261	4	5:00.798	3	5:00.798 107.354 7
32	SSP	43	Dave HEWSON	5:07.317	4	5:00.866	3	5:00.866 107.330 7
33	SSP	16	John BURROWS	5:01.111	5	5:09.485	3	5:01.111 107.243 8
34	SSP	65	Michael SWEENEY	5:10.564	3	5:02.018	2	5:02.018 106.921 5
35	SSP	63	David MULLIGAN	5:05.622	5	5:03.652	3	5:03.652 106.345 8
36	SSP	23	John BARTON	-----		5:04.545	5	5:04.545 106.034 5
37	SSP	37	Paul DOBBS	5:09.160	2	5:04.752	3	5:04.752 105.962 5
38	SSP	25	Robert WILSON	5:13.493	5	5:05.030	3	5:05.030 105.865 8
39	SSP	26	Paul SHOESMITH	5:10.747	6	5:06.073	5	5:06.073 105.504 11
40	SSP	28	Alan JACKSON	5:06.249	3	5:09.683	3	5:06.249 105.444 6
41	SSP	29	Ryan McCAY	5:06.440	2	5:14.970	2	5:06.440 105.378 4
42	SSP	35	Trevor FERGUSON	5:35.838	0	5:06.484	2	5:06.484 105.363 2
43	SSP	81	Coyles WRIGHT	5:06.936	4	5:10.684	2	5:06.936 105.208 6
44	SSP	20	Nathan PALLETT	5:09.932	5	5:06.971	2	5:06.971 105.196 7
45	SSP	87	Billy BYRNE	5:25.119	5	5:09.688	5	5:09.688 104.273 10
46	SSP	72	Daley MATHISON	5:14.569	6	5:10.440	5	5:10.440 104.020 11
47	SSP	40	William DAVISON	5:15.622	4	5:11.019	3	5:11.019 103.826 7

These Results are provisional and are subject to ratification by the Stewards of the Meeting.

Track	<b>The Triangle</b>	Signed	Organising Club	<b>Coleraine &amp; District Motor Club</b>
Length(miles)	<b>8.9700 Lap 1 (8.8300)</b>			
Weather		Chief Timekeeper		
Track		Issued At:		

# RELENTLESS International NORTH WEST 200 in association with Blackhorse



## SUPERSPORT

### Combined Qualifying

Thursday 13 May 2010


#### Qualifying Classification

48	SSP	41	Matt WOOLRIDGE	5:17.549	4	5:11.037	4	5:11.037	103.820	8
49	SSP	51	Darwyn YOUNG	5:18.707	5	5:11.960	3	5:11.960	103.513	8
50	SSP	46	Ian WHITLOW	5:21.137	3	5:12.302	2	5:12.302	103.400	5
51	SSP	32	Franz SCHWARZ	5:40.205	0	5:14.966	2	5:14.966	102.525	2
52	SSP	80	Phill ARCHER	5:20.544	5	5:18.783	2	5:18.783	101.298	7
53	SSP	45	Myles BYRNE	5:39.493	0	5:22.191	3	5:22.191	100.226	3
54	SSP	12	Maria COSTELLO	5:45.625	0	5:22.947	4	5:22.947	99.992	4
55	SSP	57	Brian WYLES	5:30.639	4	5:23.819	2	5:23.819	99.722	6
56	SSP	42	Sandy BERWICK	5:25.983	5	-----		5:25.983	99.060	5
57	SSP	83	Kevin MAXTED	5:46.457	0	5:28.295	3	5:28.295	98.363	3

#### Non Qualifiers

SSP	48	Alessandro La MACCHIA	5:48.186	0	5:32.968	0				0
-----	----	-----------------------	----------	---	----------	---	--	--	--	---

These Results are provisional and are subject to ratification by the Stewards of the Meeting.

Track	<b>The Triangle</b>	Signed		Organising Club	<b>Coleraine &amp; District Motor Club</b>
Length(miles)	<b>8.9700</b> Lap 1 (8.8300)		Chief Timekeeper		
Weather		Issued At:			
Track					



**MCUI**  
Ulster Centre  
Timing  
www.elaps-timing.com



Powered by  
**e-Laps II**  
© 2010  
Walter Marks



**CLINTON ENTERPRISES & BALLYMONEY COUNCIL SUPERSPORT RACES**

**RACE NUMBER: 2 & 6**

**GROUP: A**

52  
MOORE

50  
HUNT

24  
McBRIDE

ROW 7

68  
BRIEN

21  
BONETTI

13  
ARCHIBALD

ROW 6

70  
KNEEN

33  
LINSDALL

11  
JOHNSON

ROW 5

3  
CUMMINS

6  
DONALD

2  
LOUGHER

ROW 4

77  
FARQUHAR

8  
MARTIN

34  
SEELEY

ROW 3

7  
DUNLOP

5  
ANSTEY

4  
McGUINNESS


ROW 2

9  
HUTCHINSON

39  
AMOR

10  
M DUNLOP

ROW 1



**POLE**

# CLINTON ENTERPRISES & BALLYMONEY COUNCIL SUPERSPORT RACES

**RACE NUMBER:** 2 & 6

**GROUP:** B



81  
WRIGHT

35  
FERGUSON

29  
McCAY

ROW 14

28  
JACKSON

26  
SHOESMITH

25  
WILSON

ROW 13

37  
DOBBS

23  
BARTON

63  
MULLIGAN

ROW 12

65  
SWEENEY

16  
BURROWS

43  
HEWSON

ROW 11

98  
OWEN

47  
McLAUGHLIN

44  
WALKER

ROW 10

38  
ROBINSON

18  
WYLIE

22  
McILVENNA


ROW 9

71  
MORGAN

27  
McCANN

66  
BUCKLEY

ROW 8



# CLINTON ENTERPRISES & BALLYMONEY COUNCIL SUPERSPORT RACES

**RACE NUMBER:** 2 & 6

**GROUP:** C

**48  
LA MACCHIA**

**83  
MAXTED**

**42  
BERWICK**

ROW 19

**57  
WYLES**

**12  
COSTELLO**

**45  
M BYRNE**

ROW 18

**80  
ARCHER**

**32  
SCHWARZ**

**46  
WHITLOW**

ROW 17

**51  
YOUNG**

**41  
WOOLRIDGE**

**40  
DAVISON**


ROW 16

**72  
MATHISON**

**87  
B BYRNE**

**20  
PALLETT**

ROW 15



# RELENTLESS International NORTH WEST 200 in association with Blackhorse



## SUPERSPORT

### Race 6 - Ballymoney Borough Council Supersport


Saturday, 15 May 2010

Pos	Class	No	Name	Machine / Sponsor	Gp	Laps	Total Time	Behind	Speed	-----Best Lap-----		
										Time	Speed	On
Race Classification												
1	SSP	9	Ian HUTCHINSON	Honda - Padgetts of Batley	a	4	18:29.915		115.922	4:37.705	116.282	3
2	SSP	39	Keith AMOR	Honda - Kojak Racing	a	4	18:33.203	3.288	115.580	4:37.591	116.329	3
3	SSP	5	Bruce ANSTEY	Suzuki - Relentless Suzuki by TAS Racing	a	4	18:40.535	10.620	114.824	4:39.984	115.335	4
4	SSP	34	Alastair SEELEY	Suzuki - Relentless Suzuki by TAS Racing	a	4	18:40.610	10.695	114.816	4:40.086	115.293	2
5	SSP	10	Michael DUNLOP	Yamaha - Street Sweep/Hardship/DGW	a	4	18:40.864	10.949	114.790	4:40.250	115.226	2
6	SSP	4	John McGUINNESS	Honda - Padgetts of Batley	a	4	18:41.496	11.581	114.725	4:39.913	115.364	3
7	SSP	3	Conor CUMMINS	Kawasaki - McAdoo Kawasaki Racing	a	4	18:41.632	11.717	114.711	4:39.987	115.334	4
8	SSP	6	Cameron DONALD	Suzuki - Relentless Suzuki by TAS Racing	a	4	18:43.164	13.249	114.555	4:39.568	115.507	3
9	SSP	7	William DUNLOP	Yamaha - CD Racing	a	4	18:43.509	13.594	114.520	4:40.600	115.082	3
10	SSP	77	Ryan FARQUHAR	Kawasaki - KMR Kawasaki	a	4	18:55.221	25.306	113.338	4:42.498	114.309	2
11	SSP	2	Ian LOUGHER	Kawasaki - Blackhorse Kawasaki	a	4	19:01.145	31.230	112.750	4:43.682	113.832	2
12	SSP	70	Daniel KNEEN	Yamaha - Marks Bloom Racing	a	4	19:01.588	31.673	112.706	4:45.576	113.077	4
13	SSP	33	Olie LINSDELL	Yamaha - Team Flitwick Yamaha / SMV	a	4	19:02.284	32.369	112.637	4:45.793	112.991	2
14	SSP	11	Gary JOHNSON	Yamaha - Rev2Race East Coast	a	4	19:02.612	32.697	112.605	4:45.649	113.048	2
15	SSP	52	Jimmy MOORE	Yamaha - East Coast Racing	a	4	19:04.044	34.129	112.464	4:45.721	113.019	4
16	SSP	13	Adrian ARCHIBALD	Yamaha - AMA Racing	a	4	19:04.249	34.334	112.444	4:44.935	113.331	3
17	SSP	18	Ben WYLIE	Yamaha - Phase One/Magic Bullet Racing	b	4	19:24.611	54.696	110.478	4:51.570	110.752	4
18	SSP	66	Mark BUCKLEY	Kawasaki - OTSS Racing	b	4	19:33.419	1:03.504	109.649	4:54.291	109.728	2
19	SSP	38	Gary ROBINSON	Yamaha - D R Refrigeration	b	4	19:34.550	1:04.635	109.543	4:51.649	110.722	4
20	SSP	50	Gavin HUNT	Honda - Sloppy Racing	a	4	19:36.758	1:06.843	109.338	4:53.701	109.949	2
21	SSP	22	Stephen McILVENNA	Yamaha - Moira Motorcycle Racing Club	b	4	19:39.092	1:09.177	109.121	4:54.182	109.769	3
22	SSP	68	Derek BRIEN	Kawasaki	a	4	19:40.902	1:10.987	108.954	4:55.487	109.284	2
23	SSP	44	Glenn WALKER	Kawasaki - Henderson Racing	b	4	19:46.821	1:16.906	108.411	4:54.722	109.568	4
24	SSP	47	Derek McLAUGHLIN	Honda	b	4	19:50.717	1:20.802	108.056	4:57.205	108.652	4
25	SSP	43	Dave HEWSON	Kawasaki - The Other Bike Shop	b	4	19:50.957	1:21.042	108.034	4:57.338	108.604	4
26	SSP	26	Paul SHOESMITH	Yamaha - Speedfreak Ice Valley Racing	b	4	19:51.505	1:21.590	107.984	4:56.489	108.915	4
27	SSP	63	David MULLIGAN	Yamaha	b	4	19:51.757	1:21.842	107.962	4:57.662	108.485	4
28	SSP	16	John BURROWS	Yamaha - Burrows Engineering	b	4	19:52.046	1:22.131	107.935	4:57.534	108.532	4
29	SSP	37	Paul DOBBS	Suzuki - Hallett Aviation Racing	b	4	19:54.669	1:24.754	107.698	4:57.863	108.412	4
30	SSP	40	William DAVISON	Honda - Maine Road Racing Club	c	4	20:03.699	1:33.784	106.891	4:59.086	107.969	4
31	SSP	81	Coyles WRIGHT	Suzuki - CW Racing	b	4	20:06.811	1:36.896	106.615	5:01.739	107.020	2
32	SSP	20	Nathan PALLETT	Yamaha - TH Racing / Event Homes UK	c	4	20:06.832	1:36.917	106.613	5:00.379	107.504	3
33	SSP	87	Billy BYRNE	Honda - T & M Racing	c	4	20:13.973	1:44.058	105.986	5:01.711	107.030	3
34	SSP	41	Matt WOOLRIDGE	Triumph 675 - Kestrel Honda	c	4	20:14.145	1:44.230	105.971	5:03.791	106.297	3
35	SSP	51	Darwyn YOUNG	Yamaha	c	4	20:26.422	1:56.507	104.910	5:05.266	105.783	2
36	SSP	46	Ian WHITLOW	Suzuki - Hallett Aviation Racing	c	4	20:29.203	1:59.288	104.673	5:05.303	105.770	4
37	SSP	72	Daley MATHISON	Honda - DDM Racing	c	4	20:30.045	2:00.130	104.601	5:06.177	105.468	3
38	SSP	29	Ryan McCAY	Suzuki - PRF Racing	b	4	20:31.298	2:01.383	104.495	5:07.347	105.067	3
39	SSP	32	Franz SCHWARZ	Yamaha	c	4	21:14.592	2:44.677	100.945	5:14.511	102.674	4
40	SSP	42	Sandy BERWICK	Suzuki - Berm Shot Blasting Services	c	4	21:16.346	2:46.431	100.807	5:17.731	101.633	3
41	SSP	57	Brian WYLES	Suzuki - KS Performance	c	4	21:16.653	2:46.738	100.782	5:19.212	101.162	4
42	SSP	48	Alessandro La MACCHIA	Honda	c	4	21:27.702	2:57.787	99.918	5:22.021	100.279	2
43	SSP	83	Kevin MAXTED	Suzuki	c	4	21:38.688	3:08.773	99.072	5:23.937	99.686	2

Fastest Lap / New Lap Record 116.329 mph (Previously 115.582 mph)

SSP	39	Keith AMOR	Honda - Kojak Racing	a						4:37.591	116.329	3
-----	----	------------	----------------------	---	--	--	--	--	--	----------	---------	---

These Results are provisional and are subject to ratification by the Stewards of the Meeting.

Track	<b>The Triangle</b>	Signed		Organising Club	<b>Coleraine &amp; District Motor C</b>
Length(miles)	<b>8.9700</b> Lap 1 (8.8300)	Chief Timekeeper		Warmup Started	
Weather	<b>Cloudy</b>	Issued At:	17:28:47	Race Started	<b>17:05:25.883</b>
Track	<b>Dry</b>			Gp Time Diff - b 28.87 / c 57.71	



MCUI  
Ulster Centre  
Timing  
www.elaps-timing.com



# RELENTLESS International NORTH WEST 200 in association with Blackhorse

## SUPERSPORT

Race 6 - Ballymoney Borough Council Supersport

Saturday, 15 May 2010

## DETAILED RESULT



### Race Classification

#### **1** 9 Ian HUTCHINSON

Total Time **18:29.915** Avg Speed **115.922** Behind  
Best Time **4:37.705** Best Speed **116.282** On **3** Gp **a**

Lap	Elapsed Time	Lap Time	Lap Speed
1	4:35.710	4:35.710	115.295
2	9:14.325	4:38.615	115.902
3	13:52.030	4:37.705	116.282
4	18:29.915	4:37.885	116.206

#### **2** 39 Keith AMOR

Total Time **18:33.203** Avg Speed **115.580** Behind **3.288**  
Best Time **4:37.591** Best Speed **116.329** On **3** Gp **a**

Lap	Elapsed Time	Lap Time	Lap Speed
1	4:37.126	4:37.126	114.706
2	9:16.234	4:39.108	115.697
3	13:53.825	4:37.591	116.329
4	18:33.203	4:39.378	115.585

#### **3** 5 Bruce ANSTEY

Total Time **18:40.535** Avg Speed **114.824** Behind **10.620**  
Best Time **4:39.984** Best Speed **115.335** On **4** Gp **a**

Lap	Elapsed Time	Lap Time	Lap Speed
1	4:39.285	4:39.285	113.819
2	9:19.472	4:40.187	115.252
3	14:00.551	4:41.079	114.886
4	18:40.535	4:39.984	115.335

#### **4** 34 Alastair SEELEY

Total Time **18:40.610** Avg Speed **114.816** Behind **10.695**  
Best Time **4:40.086** Best Speed **115.293** On **2** Gp **a**

Lap	Elapsed Time	Lap Time	Lap Speed
1	4:39.546	4:39.546	113.713
2	9:19.632	4:40.086	115.293
3	14:00.183	4:40.551	115.102
4	18:40.610	4:40.427	115.153

#### **5** 10 Michael DUNLOP

Total Time **18:40.864** Avg Speed **114.790** Behind **10.949**  
Best Time **4:40.250** Best Speed **115.226** On **2** Gp **a**

Lap	Elapsed Time	Lap Time	Lap Speed
1	4:38.958	4:38.958	113.953
2	9:19.208	4:40.250	115.226
3	13:59.991	4:40.783	115.007
4	18:40.864	4:40.873	114.970

### Race Classification

#### **6** 4 John McGUINNESS

Total Time **18:41.496** Avg Speed **114.725** Behind **11.581**  
Best Time **4:39.913** Best Speed **115.364** On **3** Gp **a**

Lap	Elapsed Time	Lap Time	Lap Speed
1	4:38.770	4:38.770	114.029
2	9:21.431	4:42.661	114.243
3	14:01.344	4:39.913	115.364
4	18:41.496	4:40.152	115.266

#### **7** 3 Conor CUMMINS

Total Time **18:41.632** Avg Speed **114.711** Behind **11.717**  
Best Time **4:39.987** Best Speed **115.334** On **4** Gp **a**

Lap	Elapsed Time	Lap Time	Lap Speed
1	4:40.568	4:40.568	113.299
2	9:21.583	4:41.015	114.912
3	14:01.645	4:40.062	115.303
4	18:41.632	4:39.987	115.334

#### **8** 6 Cameron DONALD

Total Time **18:43.164** Avg Speed **114.555** Behind **13.249**  
Best Time **4:39.568** Best Speed **115.507** On **3** Gp **a**

Lap	Elapsed Time	Lap Time	Lap Speed
1	4:40.075	4:40.075	113.498
2	9:22.603	4:42.528	114.297
3	14:02.171	4:39.568	115.507
4	18:43.164	4:40.993	114.921

#### **9** 7 William DUNLOP

Total Time **18:43.509** Avg Speed **114.520** Behind **13.594**  
Best Time **4:40.600** Best Speed **115.082** On **3** Gp **a**

Lap	Elapsed Time	Lap Time	Lap Speed
1	4:40.386	4:40.386	113.372
2	9:21.920	4:41.534	114.700
3	14:02.520	4:40.600	115.082
4	18:43.509	4:40.989	114.923

#### **10** 77 Ryan FARQUHAR

Total Time **18:55.221** Avg Speed **113.338** Behind **25.306**  
Best Time **4:42.498** Best Speed **114.309** On **2** Gp **a**

Lap	Elapsed Time	Lap Time	Lap Speed
1	4:38.635	4:38.635	114.085
2	9:21.133	4:42.498	114.309
3	14:04.347	4:43.214	114.020
4	18:55.221	4:50.874	111.017

# RELENTLESS International NORTH WEST 200 in association with Blackhorse

## SUPERSPORT

Race 6 - Ballymoney Borough Council Supersport

Saturday, 15 May 2010

## DETAILED RESULT



### Race Classification

**11**      **2 Ian LOUGHER**

Total Time **19:01.145** Avg Speed **112.750** Behind **31.230**  
Best Time **4:43.682** Best Speed **113.832** On **2** Gp **a**

Lap	Elapsed Time	Lap Time	Lap Speed
1	4:41.720	4:41.720	112.835
2	9:25.402	4:43.682	113.832
3	14:11.928	4:46.526	112.702
4	19:01.145	4:49.217	111.653

**12**      **70 Daniel KNEEN**

Total Time **19:01.588** Avg Speed **112.706** Behind **31.673**  
Best Time **4:45.576** Best Speed **113.077** On **4** Gp **a**

Lap	Elapsed Time	Lap Time	Lap Speed
1	4:42.884	4:42.884	112.371
2	9:29.307	4:46.423	112.742
3	14:16.012	4:46.705	112.631
4	19:01.588	4:45.576	113.077

**13**      **33 Olie LINSDELL**

Total Time **19:02.284** Avg Speed **112.637** Behind **32.369**  
Best Time **4:45.793** Best Speed **112.991** On **2** Gp **a**

Lap	Elapsed Time	Lap Time	Lap Speed
1	4:43.804	4:43.804	112.007
2	9:29.597	4:45.793	112.991
3	14:15.656	4:46.059	112.886
4	19:02.284	4:46.628	112.662

**14**      **11 Gary JOHNSON**

Total Time **19:02.612** Avg Speed **112.605** Behind **32.697**  
Best Time **4:45.649** Best Speed **113.048** On **2** Gp **a**

Lap	Elapsed Time	Lap Time	Lap Speed
1	4:44.236	4:44.236	111.837
2	9:29.885	4:45.649	113.048
3	14:16.273	4:46.388	112.756
4	19:02.612	4:46.339	112.775

**15**      **52 Jimmy MOORE**

Total Time **19:04.044** Avg Speed **112.464** Behind **34.129**  
Best Time **4:45.721** Best Speed **113.019** On **4** Gp **a**

Lap	Elapsed Time	Lap Time	Lap Speed
1	4:45.283	4:45.283	111.426
2	9:31.999	4:46.716	112.627
3	14:18.323	4:46.324	112.781
4	19:04.044	4:45.721	113.019

### Race Classification

**16**      **13 Adrian ARCHIBALD**

Total Time **19:04.249** Avg Speed **112.444** Behind **34.334**  
Best Time **4:44.935** Best Speed **113.331** On **3** Gp **a**

Lap	Elapsed Time	Lap Time	Lap Speed
1	4:46.774	4:46.774	110.847
2	9:33.611	4:46.837	112.580
3	14:18.546	4:44.935	113.331
4	19:04.249	4:45.703	113.026

**17**      **18 Ben WYLIE**

Total Time **19:24.611** Avg Speed **110.478** Behind **54.696**  
Best Time **4:51.570** Best Speed **110.752** On **4** Gp **b**

Lap	Elapsed Time	Lap Time	Lap Speed
1	4:49.065	4:49.065	109.968
2	9:40.922	4:51.857	110.643
3	14:33.041	4:52.119	110.544
4	19:24.611	4:51.570	110.752

**18**      **66 Mark BUCKLEY**

Total Time **19:33.419** Avg Speed **109.649** Behind **1:03.504**  
Best Time **4:54.291** Best Speed **109.728** On **2** Gp **b**

Lap	Elapsed Time	Lap Time	Lap Speed
1	4:48.638	4:48.638	110.131
2	9:42.929	4:54.291	109.728
3	14:37.692	4:54.763	109.552
4	19:33.419	4:55.727	109.195

**19**      **38 Gary ROBINSON**

Total Time **19:34.550** Avg Speed **109.543** Behind **1:04.635**  
Best Time **4:51.649** Best Speed **110.722** On **4** Gp **b**

Lap	Elapsed Time	Lap Time	Lap Speed
1	4:53.627	4:53.627	108.260
2	9:48.590	4:54.963	109.478
3	14:42.901	4:54.311	109.721
4	19:34.550	4:51.649	110.722

**20**      **50 Gavin HUNT**

Total Time **19:36.758** Avg Speed **109.338** Behind **1:06.843**  
Best Time **4:53.701** Best Speed **109.949** On **2** Gp **a**

Lap	Elapsed Time	Lap Time	Lap Speed
1	4:50.946	4:50.946	109.257
2	9:44.647	4:53.701	109.949
3	14:40.689	4:56.042	109.079
4	19:36.758	4:56.069	109.069



# RELENTLESS International NORTH WEST 200 in association with Blackhorse

## SUPERSPORT

Race 6 - Ballymoney Borough Council Supersport

Saturday, 15 May 2010

## DETAILED RESULT



### Race Classification

#### 21 22 Stephen McILVENNA

Total Time **19:39.092** Avg Speed **109.121** Behind **1:09.177**  
Best Time **4:54.182** Best Speed **109.769** On **3** Gp **b**

Lap	Elapsed Time	Lap Time	Lap Speed
1	4:52.939	4:52.939	108.514
2	9:49.046	4:56.107	109.055
3	14:43.228	4:54.182	109.769
4	19:39.092	4:55.864	109.145

#### 22 68 Derek BRIEN

Total Time **19:40.902** Avg Speed **108.954** Behind **1:10.987**  
Best Time **4:55.487** Best Speed **109.284** On **2** Gp **a**

Lap	Elapsed Time	Lap Time	Lap Speed
1	4:53.640	4:53.640	108.255
2	9:49.127	4:55.487	109.284
3	14:45.221	4:56.094	109.060
4	19:40.902	4:55.681	109.212

#### 23 44 Glenn WALKER

Total Time **19:46.821** Avg Speed **108.411** Behind **1:16.906**  
Best Time **4:54.722** Best Speed **109.568** On **4** Gp **b**

Lap	Elapsed Time	Lap Time	Lap Speed
1	4:55.637	4:55.637	107.524
2	9:55.139	4:59.502	107.819
3	14:52.099	4:56.960	108.742
4	19:46.821	4:54.722	109.568

#### 24 47 Derek McLAUGHLIN

Total Time **19:50.717** Avg Speed **108.056** Behind **1:20.802**  
Best Time **4:57.205** Best Speed **108.652** On **4** Gp **b**

Lap	Elapsed Time	Lap Time	Lap Speed
1	4:55.016	4:55.016	107.750
2	9:53.920	4:58.904	108.035
3	14:53.512	4:59.592	107.787
4	19:50.717	4:57.205	108.652

#### 25 43 Dave HEWSON

Total Time **19:50.957** Avg Speed **108.034** Behind **1:21.042**  
Best Time **4:57.338** Best Speed **108.604** On **4** Gp **b**

Lap	Elapsed Time	Lap Time	Lap Speed
1	4:57.997	4:57.997	106.672
2	9:55.668	4:57.671	108.482
3	14:53.619	4:57.951	108.380
4	19:50.957	4:57.338	108.604

### Race Classification

#### 26 26 Paul SHOESMITH

Total Time **19:51.505** Avg Speed **107.984** Behind **1:21.590**  
Best Time **4:56.489** Best Speed **108.915** On **4** Gp **b**

Lap	Elapsed Time	Lap Time	Lap Speed
1	4:57.756	4:57.756	106.759
2	9:57.134	4:59.378	107.864
3	14:55.016	4:57.882	108.405
4	19:51.505	4:56.489	108.915

#### 27 63 David MULLIGAN

Total Time **19:51.757** Avg Speed **107.962** Behind **1:21.842**  
Best Time **4:57.662** Best Speed **108.485** On **4** Gp **b**

Lap	Elapsed Time	Lap Time	Lap Speed
1	4:56.629	4:56.629	107.164
2	9:55.502	4:58.873	108.046
3	14:54.095	4:58.593	108.147
4	19:51.757	4:57.662	108.485

#### 28 16 John BURROWS

Total Time **19:52.046** Avg Speed **107.935** Behind **1:22.131**  
Best Time **4:57.534** Best Speed **108.532** On **4** Gp **b**

Lap	Elapsed Time	Lap Time	Lap Speed
1	4:55.164	4:55.164	107.696
2	9:54.089	4:58.925	108.027
3	14:54.512	5:00.423	107.488
4	19:52.046	4:57.534	108.532

#### 29 37 Paul DOBBS

Total Time **19:54.669** Avg Speed **107.698** Behind **1:24.754**  
Best Time **4:57.863** Best Speed **108.412** On **4** Gp **b**

Lap	Elapsed Time	Lap Time	Lap Speed
1	4:58.394	4:58.394	106.530
2	9:58.036	4:59.642	107.769
3	14:56.806	4:58.770	108.083
4	19:54.669	4:57.863	108.412

#### 30 40 William DAVISON

Total Time **20:03.699** Avg Speed **106.891** Behind **1:33.784**  
Best Time **4:59.086** Best Speed **107.969** On **4** Gp **c**

Lap	Elapsed Time	Lap Time	Lap Speed
1	5:00.654	5:00.654	105.730
2	10:03.840	5:03.186	106.509
3	15:04.613	5:00.773	107.363
4	20:03.699	4:59.086	107.969

# RELENTLESS International NORTH WEST 200 in association with Blackhorse

## SUPERSPORT

Race 6 - Ballymoney Borough Council Supersport

Saturday, 15 May 2010

## DETAILED RESULT



### Race Classification

**31** 81 Coyles WRIGHT

Total Time **20:06.811** Avg Speed **106.615** Behind **1:36.896**  
Best Time **5:01.739** Best Speed **107.020** On **2** Gp **b**

Lap	Elapsed Time	Lap Time	Lap Speed
1	5:01.101	5:01.101	105.573
2	10:02.840	5:01.739	107.020
3	15:04.685	5:01.845	106.982
4	20:06.811	5:02.126	106.883

**32** 20 Nathan PALLETT

Total Time **20:06.832** Avg Speed **106.613** Behind **1:36.917**  
Best Time **5:00.379** Best Speed **107.504** On **3** Gp **c**

Lap	Elapsed Time	Lap Time	Lap Speed
1	5:00.566	5:00.566	105.760
2	10:04.823	5:04.257	106.134
3	15:05.202	5:00.379	107.504
4	20:06.832	5:01.630	107.058

**33** 87 Billy BYRNE

Total Time **20:13.973** Avg Speed **105.986** Behind **1:44.058**  
Best Time **5:01.711** Best Speed **107.030** On **3** Gp **c**

Lap	Elapsed Time	Lap Time	Lap Speed
1	5:03.264	5:03.264	104.820
2	10:08.238	5:04.974	105.884
3	15:09.949	5:01.711	107.030
4	20:13.973	5:04.024	106.215

**34** 41 Matt WOOLRIDGE

Total Time **20:14.145** Avg Speed **105.971** Behind **1:44.230**  
Best Time **5:03.791** Best Speed **106.297** On **3** Gp **c**

Lap	Elapsed Time	Lap Time	Lap Speed
1	5:01.293	5:01.293	105.505
2	10:06.548	5:05.255	105.787
3	15:10.339	5:03.791	106.297
4	20:14.145	5:03.806	106.292

**35** 51 Darwyn YOUNG

Total Time **20:26.422** Avg Speed **104.910** Behind **1:56.507**  
Best Time **5:05.266** Best Speed **105.783** On **2** Gp **c**

Lap	Elapsed Time	Lap Time	Lap Speed
1	5:02.317	5:02.317	105.148
2	10:07.583	5:05.266	105.783
3	15:13.770	5:06.187	105.465
4	20:26.422	5:12.652	103.284

### Race Classification

**36** 46 Ian WHITLOW

Total Time **20:29.203** Avg Speed **104.673** Behind **1:59.288**  
Best Time **5:05.303** Best Speed **105.770** On **4** Gp **c**

Lap	Elapsed Time	Lap Time	Lap Speed
1	5:04.526	5:04.526	104.385
2	10:15.084	5:10.558	103.981
3	15:23.900	5:08.816	104.567
4	20:29.203	5:05.303	105.770

**37** 72 Daley MATHISON

Total Time **20:30.045** Avg Speed **104.601** Behind **2:00.130**  
Best Time **5:06.177** Best Speed **105.468** On **3** Gp **c**

Lap	Elapsed Time	Lap Time	Lap Speed
1	5:04.209	5:04.209	104.494
2	10:17.262	5:13.053	103.152
3	15:23.439	5:06.177	105.468
4	20:30.045	5:06.606	105.321

**38** 29 Ryan McCAY

Total Time **20:31.298** Avg Speed **104.495** Behind **2:01.383**  
Best Time **5:07.347** Best Speed **105.067** On **3** Gp **b**

Lap	Elapsed Time	Lap Time	Lap Speed
1	5:05.098	5:05.098	104.189
2	10:13.402	5:08.304	104.741
3	15:20.749	5:07.347	105.067
4	20:31.298	5:10.549	103.984

**39** 32 Franz SCHWARZ

Total Time **21:14.592** Avg Speed **100.945** Behind **2:44.677**  
Best Time **5:14.511** Best Speed **102.674** On **4** Gp **c**

Lap	Elapsed Time	Lap Time	Lap Speed
1	5:18.150	5:18.150	99.915
2	10:41.519	5:23.369	99.861
3	16:00.081	5:18.562	101.368
4	21:14.592	5:14.511	102.674

**40** 42 Sandy BERWICK

Total Time **21:16.346** Avg Speed **100.807** Behind **2:46.431**  
Best Time **5:17.731** Best Speed **101.633** On **3** Gp **c**

Lap	Elapsed Time	Lap Time	Lap Speed
1	5:17.169	5:17.169	100.224
2	10:40.781	5:23.612	99.786
3	15:58.512	5:17.731	101.633
4	21:16.346	5:17.834	101.600

# RELENTLESS International NORTH WEST 200 in association with Blackhorse

SUPERSPORT

Race 6 - Ballymoney Borough Council Supersport

Saturday, 15 May 2010

## DETAILED RESULT



### Race Classification

**41** **57 Brian WYLES**

Total Time **21:16.653** Avg Speed **100.782** Behind **2:46.738**

Best Time **5:19.212** Best Speed **101.162** On **4** Gp **c**

Lap	Elapsed Time	Lap Time	Lap Speed
1	5:17.482	5:17.482	100.125
2	10:37.407	5:19.925	100.936
3	15:57.441	5:20.034	100.902
4	21:16.653	5:19.212	101.162

**42** **48 Alessandro La MACCHIA**

Total Time **21:27.702** Avg Speed **99.918** Behind **2:57.787**

Best Time **5:22.021** Best Speed **100.279** On **2** Gp **c**

Lap	Elapsed Time	Lap Time	Lap Speed
1	5:19.233	5:19.233	99.576
2	10:41.254	5:22.021	100.279
3	16:03.341	5:22.087	100.259
4	21:27.702	5:24.361	99.556

**43** **83 Kevin MAXTED**

Total Time **21:38.688** Avg Speed **99.072** Behind **3:08.773**

Best Time **5:23.937** Best Speed **99.686** On **2** Gp **c**

Lap	Elapsed Time	Lap Time	Lap Speed
1	5:21.696	5:21.696	98.814
2	10:45.633	5:23.937	99.686
3	16:11.016	5:25.383	99.243
4	21:38.688	5:27.672	98.550

# RELENTLESS International NORTH WEST 200 in association with Blackhorse

**SUPERSPORT**

**Race 6 - Ballymoney Borough Council Supersport**

## LAP CHART



1					2					3				
No	Name	G	Elapsed Time	Lap Time	No	Name	G	Elapsed Time	Lap Time	No	Name	G	Elapsed Time	Lap Time
9	Ian HUTCHINSON	a	4:35.710	4:35.710	9	Ian HUTCHINSON	a	9:14.325	4:38.615	9	Ian HUTCHINSON	a	13:52.030	4:37.705
39	Keith AMOR	a	4:37.126	4:37.126	39	Keith AMOR	a	9:16.234	4:39.108	39	Keith AMOR	a	13:53.825	4:37.591
77	Ryan FARQUHAR	a	4:38.635	4:38.635	10	Michael DUNLOP	a	9:19.208	4:40.250	10	Michael DUNLOP	a	13:59.991	4:40.783
4	John McGUINNESS	a	4:38.770	4:38.770	5	Bruce ANSTEY	a	9:19.472	4:40.187	34	Alastair SEELEY	a	14:00.183	4:40.551
10	Michael DUNLOP	a	4:38.958	4:38.958	34	Alastair SEELEY	a	9:19.632	4:40.086	5	Bruce ANSTEY	a	14:00.551	4:41.079
5	Bruce ANSTEY	a	4:39.285	4:39.285	77	Ryan FARQUHAR	a	9:21.133	4:42.498	4	John McGUINNESS	a	14:01.344	4:39.913
34	Alastair SEELEY	a	4:39.546	4:39.546	4	John McGUINNESS	a	9:21.431	4:42.661	3	Conor CUMMINS	a	14:01.645	4:40.062
6	Cameron DONALD	a	4:40.075	4:40.075	3	Conor CUMMINS	a	9:21.583	4:41.015	6	Cameron DONALD	a	14:02.171	4:39.568
7	William DUNLOP	a	4:40.386	4:40.386	7	William DUNLOP	a	9:21.920	4:41.534	7	William DUNLOP	a	14:02.520	4:40.600
3	Conor CUMMINS	a	4:40.568	4:40.568	6	Cameron DONALD	a	9:22.603	4:42.528	77	Ryan FARQUHAR	a	14:04.347	4:43.214
2	Ian LOUGHER	a	4:41.720	4:41.720	2	Ian LOUGHER	a	9:25.402	4:43.682	2	Ian LOUGHER	a	14:11.928	4:46.526
70	Daniel KNEEN	a	4:42.884	4:42.884	70	Daniel KNEEN	a	9:29.307	4:46.423	33	Olie LINSDELL	a	14:15.656	4:46.059
33	Olie LINSDELL	a	4:43.804	4:43.804	33	Olie LINSDELL	a	9:29.597	4:45.793	70	Daniel KNEEN	a	14:16.012	4:46.705
11	Gary JOHNSON	a	4:44.236	4:44.236	11	Gary JOHNSON	a	9:29.885	4:45.649	11	Gary JOHNSON	a	14:16.273	4:46.388
52	Jimmy MOORE	a	4:45.283	4:45.283	52	Jimmy MOORE	a	9:31.999	4:46.716	52	Jimmy MOORE	a	14:18.323	4:46.324
13	Adrian ARCHIBALD	a	4:46.774	4:46.774	13	Adrian ARCHIBALD	a	9:33.611	4:46.837	13	Adrian ARCHIBALD	a	14:18.546	4:44.935
66	Mark BUCKLEY	b	4:48.638	4:48.638	18	Ben WYLIE	b	9:40.922	4:51.857	18	Ben WYLIE	b	14:33.041	4:52.119
18	Ben WYLIE	b	4:49.065	4:49.065	66	Mark BUCKLEY	b	9:42.929	4:54.291	66	Mark BUCKLEY	b	14:37.692	4:54.763
50	Gavin HUNT	a	4:50.946	4:50.946	50	Gavin HUNT	a	9:44.647	4:53.701	50	Gavin HUNT	a	14:40.689	4:56.042
22	Stephen McILVENNA	b	4:52.939	4:52.939	38	Gary ROBINSON	b	9:48.590	4:54.963	38	Gary ROBINSON	b	14:42.901	4:54.311
38	Gary ROBINSON	b	4:53.627	4:53.627	22	Stephen McILVENNA	b	9:49.046	4:56.107	22	Stephen McILVENNA	b	14:43.228	4:54.182
68	Derek BRIEN	a	4:53.640	4:53.640	68	Derek BRIEN	a	9:49.127	4:55.487	68	Derek BRIEN	a	14:45.221	4:56.094
47	Derek McLAUGHLIN	b	4:55.016	4:55.016	47	Derek McLAUGHLIN	b	9:53.920	4:58.904	44	Glenn WALKER	b	14:52.099	4:56.960
16	John BURROWS	b	4:55.164	4:55.164	16	John BURROWS	b	9:54.089	4:58.925	47	Derek McLAUGHLIN	b	14:53.512	4:59.592
44	Glenn WALKER	b	4:55.637	4:55.637	44	Glenn WALKER	b	9:55.139	4:59.502	43	Dave HEWSON	b	14:53.619	4:57.951
63	David MULLIGAN	b	4:56.629	4:56.629	63	David MULLIGAN	b	9:55.502	4:58.873	63	David MULLIGAN	b	14:54.095	4:58.593
26	Paul SHOESMITH	b	4:57.756	4:57.756	43	Dave HEWSON	b	9:55.668	4:57.671	16	John BURROWS	b	14:54.512	5:00.423
43	Dave HEWSON	b	4:57.997	4:57.997	26	Paul SHOESMITH	b	9:57.134	4:59.378	26	Paul SHOESMITH	b	14:55.016	4:57.882
37	Paul DOBBS	b	4:58.394	4:58.394	37	Paul DOBBS	b	9:58.036	4:59.642	37	Paul DOBBS	b	14:56.806	4:58.770
20	Nathan PALLETT	c	5:00.566	5:00.566	81	Coyles WRIGHT	b	10:02.840	5:01.739	40	William DAVISON	c	15:04.613	5:00.773
40	William DAVISON	c	5:00.654	5:00.654	40	William DAVISON	c	10:03.840	5:03.186	81	Coyles WRIGHT	b	15:04.685	5:01.845
81	Coyles WRIGHT	b	5:01.101	5:01.101	20	Nathan PALLETT	c	10:04.823	5:04.257	20	Nathan PALLETT	c	15:05.202	5:00.379
41	Matt WOOLRIDGE	c	5:01.293	5:01.293	41	Matt WOOLRIDGE	c	10:06.548	5:05.255	87	Billy BYRNE	c	15:09.949	5:01.711
51	Darwyn YOUNG	c	5:02.317	5:02.317	51	Darwyn YOUNG	c	10:07.583	5:05.266	41	Matt WOOLRIDGE	c	15:10.339	5:03.791
87	Billy BYRNE	c	5:03.264	5:03.264	87	Billy BYRNE	c	10:08.238	5:04.974	51	Darwyn YOUNG	c	15:13.770	5:06.187
72	Daley MATHISON	c	5:04.209	5:04.209	29	Ryan McCAY	b	10:13.402	5:08.304	29	Ryan McCAY	b	15:20.749	5:07.347
46	Ian WHITLOW	c	5:04.526	5:04.526	46	Ian WHITLOW	c	10:15.084	5:10.558	72	Daley MATHISON	c	15:23.439	5:06.177
29	Ryan McCAY	b	5:05.098	5:05.098	72	Daley MATHISON	c	10:17.262	5:13.053	46	Ian WHITLOW	c	15:23.900	5:08.816
42	Sandy BERWICK	c	5:17.169	5:17.169	57	Brian WYLES	c	10:37.407	5:19.925	57	Brian WYLES	c	15:57.441	5:20.034
57	Brian WYLES	c	5:17.482	5:17.482	42	Sandy BERWICK	c	10:40.781	5:23.612	42	Sandy BERWICK	c	15:58.512	5:17.731
32	Franz SCHWARZ	c	5:18.150	5:18.150	48	Alessandro La MACCHIA	c	10:41.254	5:22.021	32	Franz SCHWARZ	c	16:00.081	5:18.562
48	Alessandro La MACCHIA	c	5:19.233	5:19.233	32	Franz SCHWARZ	c	10:41.519	5:23.369	48	Alessandro La MACCHIA	c	16:03.341	5:22.087
83	Kevin MAXTED	c	5:21.696	5:21.696	83	Kevin MAXTED	c	10:45.633	5:23.937	83	Kevin MAXTED	c	16:11.016	5:25.383



# RELENTLESS International NORTH WEST 200 in association with Blackhorse

SUPERSPORT

Race 6 - Ballymoney Borough Council Supersport

## LAP CHART



4

No	Name	G	Elapsed Time	Lap Time
9	Ian HUTCHINSON	a	18:29.915	4:37.885
39	Keith AMOR	a	18:33.203	4:39.378
5	Bruce ANSTEY	a	18:40.535	4:39.984
34	Alastair SEELEY	a	18:40.610	4:40.427
10	Michael DUNLOP	a	18:40.864	4:40.873
4	John McGUINNESS	a	18:41.496	4:40.152
3	Conor CUMMINS	a	18:41.632	4:39.987
6	Cameron DONALD	a	18:43.164	4:40.993
7	William DUNLOP	a	18:43.509	4:40.989
77	Ryan FARQUHAR	a	18:55.221	4:50.874
2	Ian LOUGHER	a	19:01.145	4:49.217
70	Daniel KNEEN	a	19:01.588	4:45.576
33	Olie LINSDELL	a	19:02.284	4:46.628
11	Gary JOHNSON	a	19:02.612	4:46.339
52	Jimmy MOORE	a	19:04.044	4:45.721
13	Adrian ARCHIBALD	a	19:04.249	4:45.703
18	Ben WYLIE	b	19:24.611	4:51.570
66	Mark BUCKLEY	b	19:33.419	4:55.727
38	Gary ROBINSON	b	19:34.550	4:51.649
50	Gavin HUNT	a	19:36.758	4:56.069
22	Stephen McILVENNA	b	19:39.092	4:55.864
68	Derek BRIEN	a	19:40.902	4:55.681
44	Glenn WALKER	b	19:46.821	4:54.722
47	Derek McLAUGHLIN	b	19:50.717	4:57.205
43	Dave HEWSON	b	19:50.957	4:57.338
26	Paul SHOESMITH	b	19:51.505	4:56.489
63	David MULLIGAN	b	19:51.757	4:57.662
16	John BURROWS	b	19:52.046	4:57.534
37	Paul DOBBS	b	19:54.669	4:57.863
40	William DAVISON	c	20:03.699	4:59.086
81	Coyles WRIGHT	b	20:06.811	5:02.126
20	Nathan PALLETT	c	20:06.832	5:01.630
87	Billy BYRNE	c	20:13.973	5:04.024
41	Matt WOOLRIDGE	c	20:14.145	5:03.806
51	Darwyn YOUNG	c	20:26.422	5:12.652
46	Ian WHITLOW	c	20:29.203	5:05.303
72	Daley MATHISON	c	20:30.045	5:06.606
29	Ryan McCAY	b	20:31.298	5:10.549
32	Franz SCHWARZ	c	21:14.592	5:14.511
42	Sandy BERWICK	c	21:16.346	5:17.834
57	Brian WYLES	c	21:16.653	5:19.212
48	Alessandro La MACCHIA	c	21:27.702	5:24.361
83	Kevin MAXTED	c	21:38.688	5:27.672

Speed TrapBallymoney Borough Council Supersport Race

<u>No.</u>	<u>Name</u>	<u>Lap 1</u>	<u>Lap 2</u>	<u>Lap 3</u>	<u>Lap 4</u>
2	Ian LOUGHER		169	165	169
4	John McGUINNESS			173	174
6	Cameron DONALD			175	
7	William DUNLOP				173
9	Ian HUTCHINSON	170	173	173	172
13	Adrian ARCHIBALD		168	167	
18	Ben WYLIE		161	166	164
20	Nathan PALLETT			159	
22	Stephen McILVENNA		164	163	165
24	James McBRIDE	164			
25	Robert WILSON	158			
29	Ryan McCAY		162	159	
32	Franz SCHWARZ			149	
37	Paul DOBBS			159	166
38	Gary ROBINSON	154			163
39	Keith AMOR		172	172	172
40	William DAVISON		164	161	164
44	Glenn WALKER		164		170
46	Ian WHITLOW		163	162	162
47	Derek McLAUGHLIN			162	
50	Gavin HUNT			161	168
51	Darwyn YOUNG			155	151
52	Jimmy MOORE		171		
57	Brian WYLES	155	158	158	
66	Mark BUCKLEY	167		159	164
68	Derek BRIEN		161	164	158
70	Daniel KNEEN		170	168	
77	Ryan FARQUHAR				169
81	Coyles WRIGHT		159	152	153
87	Billy BYRNE		163		161