



**TUESDAY 11<sup>th</sup> – SATURDAY 15<sup>th</sup> MAY 2010**

**promoted by  
Coleraine & District Motor Club  
[www.northwest200.org](http://www.northwest200.org)**



**SUPERSPORT RACE**



# The Triangle Circuit 8.970 miles



## LAP RECORDS (for 8.966 miles circuit 1998-2009)

Class	Rider	Machine	m	s	mph	Year
125cc	Robert Dunlop	Honda	5	12.909	103.153	2006
Supersport	Steve Plater	Yamaha	4	30.792	119.197	2008
Superstock	Guy Martin	Honda	4	24.682	121.949	2008
Superbike	Steve Plater	Honda	4	20.074	124.109	2006

## MOST WINS at NORTH WEST 200

Robert Dunlop	15	1986 - 06	(125 - 5, 250 - 4, 350 - 1, SBK - 5)
Joey Dunlop	13	1979 - 88	(250 - 1, 500 - 1, P750 - 2, SBK - 9)
Michael Rutter	12	1997 - 08	(SSP - 2, P1000 - 1, SBK - 9)
Phillip McCallen	11	1991 - 97	(250 - 2, 400 - 1, SSP - 4, SBK - 4)
Tony Rutter	9	1973 - 82	(250 - 2, 350 - 5, 500 - 1, SBK - 1)
Bruce Anstey (NZ)	9	2002 - 07	(SSP - 4, P1000/STK - 4, SBK - 1)
Ian Lougher	8	1991 - 05	(125 - 5, 250 - 1, SSP - 1, STK - 1)
Steve Plater	8	2006 - 09	(SSP - 2, SBK - 6)

# RELENTLESS International NORTH WEST 200 in association with Blackhorse

## SUPERSPORT

### First Qualifying [Amended]

### Tuesday, 11 May 2010



Qualifying Time **5:34.876** Qualifying Speed **96.43**

Pos	Class	No	Name	Machine / Sponsor	Time	Best Lap Time	Behind	Speed	On	Total Laps	Qualifying Laps
1	SSP	5	Bruce ANSTEY	Suzuki - Relentless Suzuki by TAS Racing	4:43.260			114.001	9	10	7
2	SSP	7	William DUNLOP	Yamaha - CD Racing	4:43.863	0.603	113.759	7	8	8	7
3	SSP	39	Keith AMOR	Honda - Kojak Racing	4:44.862	1.602	113.360	6	9	6	6
4	SSP	77	Ryan FARQUHAR	Kawasaki - KMR Kawasaki	4:44.958	1.698	113.322	5	7	6	6
5	SSP	8	Guy MARTIN	Honda - Wilson Craig Racing	4:45.319	2.059	113.179	6	8	8	6
6	SSP	10	Michael DUNLOP	Yamaha - Street Sweep/Hardship/DGW	4:45.607	2.347	113.064	9	9	7	7
7	SSP	4	John McGUINNESS	Honda - Padgetts of Batley	4:46.393	3.133	112.754	8	8	7	7
8	SSP	9	Ian HUTCHINSON	Honda - Padgetts of Batley	4:46.753	3.493	112.613	5	6	5	5
9	SSP	6	Cameron DONALD	Suzuki - Relentless Suzuki by TAS Racing	4:47.890	4.630	112.168	9	9	6	6
10	SSP	34	Alastair SEELEY	Suzuki - Relentless Suzuki by TAS Racing	4:48.293	5.033	112.011	5	9	5	5
11	SSP	2	Ian LOUGHER	Kawasaki - Blackhorse Kawasaki	4:51.551	8.291	110.759	4	5	3	3
12	SSP	33	Olie LINSDELL	Yamaha - Team Flitwick Yamaha / SMV	4:51.587	8.327	110.746	7	8	5	5
13	SSP	3	Conor CUMMINS	Kawasaki - McAdoo Kawasaki Racing	4:52.227	8.967	110.503	4	6	4	4
14	SSP	13	Adrian ARCHIBALD	Yamaha - AMA Racing	4:52.526	9.266	110.390	5	6	2	2
15	SSP	52	Jimmy MOORE	Yamaha - East Coast Racing	4:55.476	12.216	109.288	7	9	6	6
16	SSP	24	James McBRIDE	Yamaha - Downview Finance/Pazzo Racing	4:56.863	13.603	108.777	5	8	5	5
17	SSP	66	Mark BUCKLEY	Kawasaki - OTSS Racing	4:56.929	13.669	108.753	4	9	5	5
18	SSP	22	Stephen McLVENNA	Yamaha - Moira Motorcycle Racing Club	4:57.785	14.525	108.441	7	8	5	5
19	SSP	21	Stefano BONETTI	Honda - Team Ronzoni Racing	4:58.399	15.139	108.218	7	8	5	5
20	SSP	38	Gary ROBINSON	Yamaha - D R Refrigeration	4:59.842	16.582	107.697	8	8	5	5
21	SSP	18	Ben WYLIE	Yamaha - Phase One/Magic Bullet Racing	5:00.001	16.741	107.640	6	9	6	6
22	SSP	68	Derek BRIEN	Kawasaki	5:00.307	17.047	107.530	6	7	4	4
23	SSP	16	John BURROWS	Yamaha - Burrows Engineering	5:01.111	17.851	107.243	5	7	5	5
24	SSP	98	Paul OWEN	Yamaha - 98 Club	5:03.261	20.001	106.483	6	7	4	4
25	SSP	27	James McCANN	Yamaha - Inver Tool Hire	5:03.464	20.204	106.411	6	8	5	5
26	SSP	63	David MULLIGAN	Yamaha	5:05.622	22.362	105.660	6	8	5	5
27	SSP	44	Glenn WALKER	Kawasaki - Henderson Racing	5:06.184	22.924	105.466	7	8	5	5
28	SSP	28	Alan JACKSON	Honda - W A Corless / Jackson Racing	5:06.249	22.989	105.444	5	6	3	3
29	SSP	29	Ryan McCAY	Suzuki - PRF Racing	5:06.440	23.180	105.378	4	5	2	2
30	SSP	81	Coyles WRIGHT	Suzuki - CW Racing	5:06.936	23.676	105.208	5	8	4	4
31	SSP	47	Derek McLAUGHLIN	Honda	5:07.250	23.990	105.100	4	7	3	3
32	SSP	43	Dave HEWSON	Kawasaki - The Other Bike Shop	5:07.317	24.057	105.077	6	7	4	4
33	SSP	37	Paul DOBBS	Suzuki - Hallett Aviation Racing	5:09.160	25.900	104.451	4	5	2	2
34	SSP	20	Nathan PALLETT	Yamaha - TH Racing / Event Homes UK	5:09.932	26.672	104.191	7	8	5	5
35	SSP	65	Michael SWEENEY	Yamaha - Tracblast / Greenclean	5:10.564	27.304	103.979	4	5	3	3
36	SSP	26	Paul SHOESMITH	Yamaha - Speedfreak Ice Valley Racing	5:10.747	27.487	103.917	6	8	6	6
37	SSP	25	Robert WILSON	Kawasaki - RJW Racing	5:13.493	30.233	103.007	7	8	5	5
38	SSP	72	Daley MATHISON	Honda - DDM Racing	5:14.569	31.309	102.655	9	9	6	6
39	SSP	40	William DAVISON	Honda - Maine Road Racing Club	5:15.622	32.362	102.312	6	7	4	4
40	SSP	41	Matt WOOLRIDGE	Triumph 675 - Kestrel Honda	5:17.549	34.289	101.691	7	7	4	4
41	SSP	51	Darwyn YOUNG	Yamaha	5:18.707	35.447	101.322	7	8	5	5
42	SSP	80	Phill ARCHER	Triumph 675	5:20.544	37.284	100.741	8	8	5	5
43	SSP	46	Ian WHITLOW	Suzuki - Hallett Aviation Racing	5:21.137	37.877	100.555	6	6	3	3
44	SSP	87	Billy BYRNE	Honda - T & M Racing	5:25.119	41.859	99.324	7	8	5	5
45	SSP	42	Sandy BERWICK	Suzuki - Berm Shot Blasting Services	5:25.983	42.723	99.060	8	8	5	5
46	SSP	57	Brian WYLES	Suzuki - KS Performance	5:30.639	47.379	97.665	7	8	4	4

### Non Qualifiers

SSP	35	Trevor FERGUSON	Suzuki	5:35.838	52.578	96.154	4	6	0
SSP	45	Myles BYRNE	Yamaha - Step Racing	5:39.493	56.233	95.118	7	8	0
SSP	32	Franz SCHWARZ	Yamaha	5:40.205	56.945	94.919	4	5	0

These Results are provisional and are subject to ratification by the Stewards of the Meeting.

Track	<b>The Triangle</b>	Signed	Organising Club	<b>Coleraine &amp; District Motor Club</b>
Length(miles)	<b>8.9700</b> Lap 1 (8.8300)		Qualifying Started	<b>19:45:39.721</b>
Weather	<b>Sunny</b>	Chief Timekeeper		
Track	<b>Dry</b>	Issued At: 09:18:38		



# RELENTLESS International NORTH WEST 200 in association with Blackhorse

## SUPERSPORT

### First Qualifying [Amended]


### Tuesday, 11 May 2010



Qualifying Time **5:34.876** Qualifying Speed **96.43**

Pos	Class	No	Name	Machine / Sponsor	----- Time	Best Lap Behind	----- Speed	On	Total Laps	Qualifying Laps
<b>Non Qualifiers</b>										
	SSP	11	Gary JOHNSON	Yamaha - Rev2Race East Coast Construction	5:40.249	56.989	94.907	1	1	<u>0</u>
	SSP	12	Maria COSTELLO	Yamaha - CSC Racing	5:45.625	1:02.365	93.431	4	5	<u>0</u>
	SSP	83	Kevin MAXTED	Suzuki	5:46.457	1:03.197	93.206	7	8	<u>0</u>
	SSP	48	Alessandro La MACCHIA	Honda	5:48.186	1:04.926	92.744	5	8	<u>0</u>
	SSP	50	Gavin HUNT	Honda - Sloppy Racing	7:15.396	2:32.136	74.167	1	2	<u>0</u>

These Results are provisional and are subject to ratification by the Stewards of the Meeting.

Track	<b>The Triangle</b>	Signed	 Chief Timekeeper	Organising Club	<b>Coleraine &amp; District Motor Club</b>
Length(miles)	<b>8.9700</b> Lap 1 (8.8300)	Issued At:		09:18:38	Qualifying Started
Weather	<b>Sunny</b>				
Track	<b>Dry</b>				



**RELENTLESS International NORTH WEST 200**  
**in association with Blackhorse**  
**SUPERSPORT**



**First Qualifying [Amended]**

**Tuesday, 11 May 2010**

**DETAILED RESULT**

**Qualifying Classification**

Position

**1** **5 Bruce ANSTEY**

SSP Behind **0.603**  
 Best Time **4:43.260** Best Speed **114.001** On **9** Gp **a**

Lap	Elapsed Time	Lap Time	Lap Speed
1	5:21.838	5:21.838	98.770
2	10:12.087	4:50.249	111.256
3	16:30.297	6:18.210	85.381
4	46:26.812	29:56.515	17.975
5	51:11.740	4:44.928	113.334
6	55:56.283	4:44.543	113.487
7	1:00:56.628	5:00.345	107.516
8	1:10:09.131	9:12.503	58.447
9	1:14:52.391	4:43.260	114.001
10	1:19:48.937	4:56.546	108.894

**2** **7 William DUNLOP**

SSP Behind **0.603**  
 Best Time **4:43.863** Best Speed **113.759** On **7** Gp **a**

Lap	Elapsed Time	Lap Time	Lap Speed
1	5:27.268	5:27.268	97.131
2	10:27.995	5:00.727	107.380
3	47:04.099	36:36.104	14.704
4	51:53.797	4:49.698	111.468
5	56:40.768	4:46.971	112.527
6	1:01:26.229	4:45.461	113.122
7	1:06:10.092	4:43.863	113.759
8	1:11:16.186	5:06.094	105.497

**3** **39 Keith AMOR**

SSP Behind **1.602**  
 Best Time **4:44.862** Best Speed **113.360** On **6** Gp **a**

Lap	Elapsed Time	Lap Time	Lap Speed
1	6:22.583	6:22.583	83.088
2	11:24.327	5:01.744	107.018
3	46:52.680	35:28.353	15.172
4	52:08.923	5:16.243	102.111
5	56:55.400	4:46.477	112.721
6	1:01:40.262	4:44.862	113.360
7	1:06:58.409	5:18.147	101.500
8	1:13:11.558	6:13.149	86.539
9	1:17:56.446	4:44.888	113.350

**Qualifying Classification**

Position

**4** **77 Ryan FARQUHAR**

SSP Behind **1.698**  
 Best Time **4:44.958** Best Speed **113.322** On **5** Gp **a**

Lap	Elapsed Time	Lap Time	Lap Speed
1	5:29.156	5:29.156	96.574
2	10:19.724	4:50.568	111.134
3	46:42.949	36:23.225	14.791
4	51:31.296	4:48.347	111.990
5	56:16.254	4:44.958	113.322
6	1:01:04.210	4:47.956	112.142
7	1:06:22.134	5:17.924	101.571

**5** **8 Guy MARTIN**

SSP Behind **2.059**  
 Best Time **4:45.319** Best Speed **113.179** On **6** Gp **a**

Lap	Elapsed Time	Lap Time	Lap Speed
1	5:47.682	5:47.682	91.428
2	10:42.876	4:55.194	109.392
3	47:04.819	36:21.943	14.800
4	51:54.286	4:49.467	111.557
5	56:41.512	4:47.226	112.427
6	1:01:26.831	4:45.319	113.179
7	1:06:13.202	4:46.371	112.763
8	1:11:13.488	5:00.286	107.537

**6** **10 Michael DUNLOP**

SSP Behind **2.347**  
 Best Time **4:45.607** Best Speed **113.064** On **9** Gp **a**

Lap	Elapsed Time	Lap Time	Lap Speed
1	5:31.514	5:31.514	95.887
2	10:29.036	4:57.522	108.537
3	47:12.164	36:43.128	14.657
4	52:02.562	4:50.398	111.199
5	56:48.649	4:46.087	112.875
6	1:01:39.736	4:51.087	110.936
7	1:09:48.486	8:08.750	66.071
8	1:14:38.134	4:49.648	111.487
9	1:19:23.741	4:45.607	113.064



**First Qualifying [Amended]**

**Tuesday, 11 May 2010**

**DETAILED RESULT**

**Qualifying Classification**

Position

**7** **4 John McGUINNESS**

SSP Behind **3.133**

Best Time **4:46.393** Best Speed **112.754** On **8** Gp **a**

Lap	Elapsed Time	Lap Time	Lap Speed
1	5:27.730	5:27.730	96.994
2	10:27.495	4:59.765	107.724
3	47:32.702	37:05.207	14.512
4	52:22.290	4:49.588	111.510
5	57:09.894	4:47.604	112.279
6	1:01:59.052	4:49.158	111.676
7	1:06:52.248	4:53.196	110.138
8	1:11:38.641	4:46.393	112.754

**8** **9 Ian HUTCHINSON**

SSP Behind **3.493**

Best Time **4:46.753** Best Speed **112.613** On **5** Gp **a**

Lap	Elapsed Time	Lap Time	Lap Speed
1	5:28.996	5:28.996	96.621
2	10:21.048	4:52.052	110.569
3	46:33.353	36:12.305	14.865
4	51:20.293	4:46.940	112.539
5	56:07.046	4:46.753	112.613
6	1:00:57.885	4:50.839	111.031

**9** **6 Cameron DONALD**

SSP Behind **4.630**

Best Time **4:47.890** Best Speed **112.168** On **9** Gp **a**

Lap	Elapsed Time	Lap Time	Lap Speed
1	5:48.667	5:48.667	91.170
2	10:43.328	4:54.661	109.590
3	46:30.289	35:46.961	15.041
4	51:22.954	4:52.665	110.338
5	56:11.723	4:48.769	111.826
6	1:01:09.556	4:57.833	108.423
7	1:08:49.229	7:39.673	70.250
8	1:13:41.124	4:51.895	110.629
9	1:18:29.014	4:47.890	112.168

**Qualifying Classification**

Position

**10** **34 Alastair SEELEY**

SSP Behind **5.033**

Best Time **4:48.293** Best Speed **112.011** On **5** Gp **a**

Lap	Elapsed Time	Lap Time	Lap Speed
1	6:04.855	6:04.855	87.125
2	13:17.523	7:12.668	74.635
3	46:36.949	33:19.426	16.151
4	51:26.889	4:49.940	111.375
5	56:15.182	4:48.293	112.011
6	1:01:07.903	4:52.721	110.317
7	1:09:10.546	8:02.643	66.907
8	1:13:59.637	4:49.091	111.702
9	1:18:48.012	4:48.375	111.979

**11** **2 Ian LOUGHER**

SSP Behind **8.291**

Best Time **4:51.551** Best Speed **110.759** On **4** Gp **a**

Lap	Elapsed Time	Lap Time	Lap Speed
1	6:00.422	6:00.422	88.197
2	46:53.700	40:53.278	13.163
3	51:47.271	4:53.571	109.997
4	56:38.822	4:51.551	110.759
5	1:01:31.157	4:52.335	110.462

**12** **33 Olie LINSDELL**

SSP Behind **8.327**

Best Time **4:51.587** Best Speed **110.746** On **7** Gp **a**

Lap	Elapsed Time	Lap Time	Lap Speed
1	6:52.325	6:52.325	77.095
2	13:21.365	6:29.040	83.004
3	48:20.959	34:59.594	15.380
4	53:20.918	4:59.959	107.655
5	58:16.818	4:55.900	109.131
6	1:03:09.650	4:52.832	110.275
7	1:08:01.237	4:51.587	110.746
8	1:13:01.272	5:00.035	107.627

**13** **3 Conor CUMMINS**

SSP Behind **8.967**

Best Time **4:52.227** Best Speed **110.503** On **4** Gp **a**

Lap	Elapsed Time	Lap Time	Lap Speed
1	5:50.307	5:50.307	90.743
2	10:48.572	4:58.265	108.266
3	49:50.515	39:01.943	13.789
4	54:42.742	4:52.227	110.503
5	59:38.668	4:55.926	109.122
6	1:05:12.619	5:33.951	96.697

**RELENTLESS International NORTH WEST 200**  
in association with Blackhorse  
**SUPERSPORT**



**First Qualifying [Amended]**

**Tuesday, 11 May 2010**

**DETAILED RESULT**

**Qualifying Classification**

Position

**14** **13 Adrian ARCHIBALD**  
SSP Behind **9.266**  
Best Time **4:52.526** Best Speed **110.390** On **5** Gp **a**

Lap	Elapsed Time	Lap Time	Lap Speed
1	5:55.940	5:55.940	89.307
2	12:56.836	7:00.896	76.722
3	46:29.886	33:33.050	16.041
4	52:46.858	6:16.972	85.662
5	57:39.384	4:52.526	110.390
6	1:02:33.528	4:54.144	109.783

**15** **52 Jimmy MOORE**  
SSP Behind **12.216**  
Best Time **4:55.476** Best Speed **109.288** On **7** Gp **a**

Lap	Elapsed Time	Lap Time	Lap Speed
1	7:01.115	7:01.115	75.485
2	12:59.911	5:58.796	90.001
3	47:33.096	34:33.185	15.576
4	52:28.975	4:55.879	109.139
5	57:24.873	4:55.898	109.132
6	1:02:20.750	4:55.877	109.140
7	1:07:16.226	4:55.476	109.288
8	1:12:12.224	4:55.998	109.095
9	1:17:11.228	4:59.004	107.999

**16** **24 James McBRIDE**  
SSP Behind **13.603**  
Best Time **4:56.863** Best Speed **108.777** On **5** Gp **a**

Lap	Elapsed Time	Lap Time	Lap Speed
1	6:23.297	6:23.297	82.933
2	12:11.084	5:47.787	92.850
3	47:07.623	34:56.539	15.403
4	52:06.252	4:58.629	108.134
5	57:03.115	4:56.863	108.777
6	1:02:00.292	4:57.177	108.663
7	1:06:59.366	4:59.074	107.973
8	1:12:09.911	5:10.545	103.985

**Qualifying Classification**

Position

**17** **66 Mark BUCKLEY**  
SSP Behind **13.669**  
Best Time **4:56.929** Best Speed **108.753** On **4** Gp **a**

Lap	Elapsed Time	Lap Time	Lap Speed
1	7:04.251	7:04.251	74.927
2	12:58.899	5:54.648	91.054
3	47:29.404	34:30.505	15.596
4	52:26.333	4:56.929	108.753
5	57:24.127	4:57.794	108.437
6	1:02:23.701	4:59.574	107.793
7	1:07:28.381	5:04.680	105.987
8	1:14:14.362	6:45.981	79.541
9	1:19:11.956	4:57.594	108.510

**18** **22 Stephen McILVENNA**  
SSP Behind **14.525**  
Best Time **4:57.785** Best Speed **108.441** On **7** Gp **a**

Lap	Elapsed Time	Lap Time	Lap Speed
1	6:39.282	6:39.282	79.613
2	12:33.226	5:53.944	91.235
3	47:34.320	35:01.094	15.369
4	52:37.057	5:02.737	106.667
5	57:35.879	4:58.822	108.064
6	1:02:35.178	4:59.299	107.892
7	1:07:32.963	4:57.785	108.441
8	1:12:31.211	4:58.248	108.272

**19** **21 Stefano BONETTI**  
SSP Behind **15.139**  
Best Time **4:58.399** Best Speed **108.218** On **7** Gp **a**

Lap	Elapsed Time	Lap Time	Lap Speed
1	7:46.971	7:46.971	68.073
2	14:44.619	6:57.648	77.319
3	47:34.724	32:50.105	16.391
4	52:34.606	4:59.882	107.682
5	57:34.662	5:00.056	107.620
6	1:02:34.861	5:00.199	107.569
7	1:07:33.260	4:58.399	108.218
8	1:12:32.727	4:59.467	107.832



**RELENTLESS International NORTH WEST 200**  
in association with Blackhorse  
**SUPERSPORT**



**First Qualifying [Amended]**

**Tuesday, 11 May 2010**

**DETAILED RESULT**

**Qualifying Classification**

Position

**20** **38 Gary ROBINSON**

SSP Behind **16.582**  
Best Time **4:59.842** Best Speed **107.697** On **8** Gp **a**

Lap	Elapsed Time	Lap Time	Lap Speed
1	6:38.701	6:38.701	79.729
2	12:26.508	5:47.807	92.845
3	47:04.460	34:37.952	15.540
4	52:12.059	5:07.599	104.981
5	57:16.756	5:04.697	105.981
6	1:02:24.862	5:08.106	104.808
7	1:07:27.495	5:02.633	106.703
8	1:12:27.337	4:59.842	107.697

**21** **18 Ben WYLIE**

SSP Behind **16.741**  
Best Time **5:00.001** Best Speed **107.640** On **6** Gp **a**

Lap	Elapsed Time	Lap Time	Lap Speed
1	6:09.958	6:09.958	85.923
2	11:25.726	5:15.768	102.265
3	47:10.033	35:44.307	15.059
4	52:11.570	5:01.537	107.091
5	57:11.651	5:00.081	107.611
6	1:02:11.652	5:00.001	107.640
7	1:07:12.355	5:00.703	107.388
8	1:12:13.140	5:00.785	107.359
9	1:21:38.636	9:25.496	57.104

**22** **68 Derek BRIEN**

SSP Behind **17.047**  
Best Time **5:00.307** Best Speed **107.530** On **6** Gp **a**

Lap	Elapsed Time	Lap Time	Lap Speed
1	7:11.560	7:11.560	73.658
2	13:01.168	5:49.608	92.366
3	47:21.346	34:20.178	15.674
4	52:22.427	5:01.081	107.254
5	57:23.905	5:01.478	107.112
6	1:02:24.212	5:00.307	107.530
7	1:07:25.123	5:00.911	107.314

**Qualifying Classification**

Position

**23** **16 John BURROWS**

SSP Behind **17.851**  
Best Time **5:01.111** Best Speed **107.243** On **5** Gp **a**

Lap	Elapsed Time	Lap Time	Lap Speed
1	6:10.693	6:10.693	85.753
2	11:26.913	5:16.220	102.119
3	47:13.181	35:46.268	15.046
4	52:16.013	5:02.832	106.633
5	57:17.124	5:01.111	107.243
6	1:02:23.407	5:06.283	105.432
7	1:07:27.220	5:03.813	106.289

**24** **98 Paul OWEN**

SSP Behind **20.001**  
Best Time **5:03.261** Best Speed **106.483** On **6** Gp **a**

Lap	Elapsed Time	Lap Time	Lap Speed
1	7:30.648	7:30.648	70.538
2	13:16.702	5:46.054	93.315
3	48:19.843	35:03.141	15.354
4	53:26.806	5:06.963	105.198
5	58:34.655	5:07.849	104.896
6	1:03:37.916	5:03.261	106.483
7	1:08:41.595	5:03.679	106.336

**25** **27 James McCANN**

SSP Behind **20.204**  
Best Time **5:03.464** Best Speed **106.411** On **6** Gp **a**

Lap	Elapsed Time	Lap Time	Lap Speed
1	7:25.746	7:25.746	71.314
2	13:15.999	5:50.253	92.196
3	48:19.222	35:03.223	15.354
4	53:26.188	5:06.966	105.197
5	58:34.148	5:07.960	104.858
6	1:03:37.612	5:03.464	106.411
7	1:09:02.482	5:24.870	99.400
8	1:14:08.496	5:06.014	105.525



**RELENTLESS International NORTH WEST 200**  
in association with Blackhorse  
**SUPERSPORT**



**First Qualifying [Amended]**

**Tuesday, 11 May 2010**

**DETAILED RESULT**

**Qualifying Classification**

Position

**26** **63 David MULLIGAN**

SSP Behind **22.362**

Best Time **5:05.622** Best Speed **105.660** On **6** Gp **a**

Lap	Elapsed Time	Lap Time	Lap Speed
1	6:40.001	6:40.001	79.470
2	12:34.077	5:54.076	91.201
3	47:05.963	34:31.886	15.586
4	52:21.502	5:15.539	102.339
5	57:33.692	5:12.190	103.437
6	1:02:39.314	5:05.622	105.660
7	1:07:47.050	5:07.736	104.934
8	1:12:53.172	5:06.122	105.487

**27** **44 Glenn WALKER**

SSP Behind **22.924**

Best Time **5:06.184** Best Speed **105.466** On **7** Gp **a**

Lap	Elapsed Time	Lap Time	Lap Speed
1	7:04.723	7:04.723	74.844
2	13:03.460	5:58.737	90.016
3	47:13.969	34:10.509	15.748
4	52:22.855	5:08.886	104.543
5	57:32.038	5:09.183	104.443
6	1:02:40.011	5:07.973	104.853
7	1:07:46.195	5:06.184	105.466
8	1:13:13.518	5:27.323	98.655

**28** **28 Alan JACKSON**

SSP Behind **22.989**

Best Time **5:06.249** Best Speed **105.444** On **5** Gp **a**

Lap	Elapsed Time	Lap Time	Lap Speed
1	7:10.304	7:10.304	73.873
2	13:06.954	5:56.650	90.543
3	47:32.490	34:25.536	15.634
4	52:43.801	5:11.311	103.729
5	57:50.050	5:06.249	105.444
6	1:03:19.403	5:29.353	98.047

**29** **29 Ryan McCAY**

SSP Behind **23.180**

Best Time **5:06.440** Best Speed **105.378** On **4** Gp **a**

Lap	Elapsed Time	Lap Time	Lap Speed
1	6:22.287	6:22.287	83.152
2	12:14.590	5:52.303	91.660
3	47:36.482	35:21.892	15.218
4	52:42.922	5:06.440	105.378
5	57:53.048	5:10.126	104.125

**Qualifying Classification**

Position

**30** **81 Coyles WRIGHT**

SSP Behind **23.676**

Best Time **5:06.936** Best Speed **105.208** On **5** Gp **a**

Lap	Elapsed Time	Lap Time	Lap Speed
1	6:43.088	6:43.088	78.861
2	12:29.491	5:46.403	93.221
3	46:59.134	34:29.643	15.603
4	52:08.338	5:09.204	104.436
5	57:15.274	5:06.936	105.208
6	1:02:23.552	5:08.278	104.750
7	1:07:30.573	5:07.021	105.178
8	1:17:36.772	10:06.199	53.270

**31** **47 Derek McLAUGHLIN**

SSP Behind **23.990**

Best Time **5:07.250** Best Speed **105.100** On **4** Gp **a**

Lap	Elapsed Time	Lap Time	Lap Speed
1	6:36.251	6:36.251	80.222
2	12:28.582	5:52.331	91.652
3	46:51.618	34:23.036	15.653
4	51:58.868	5:07.250	105.100
5	57:06.971	5:08.103	104.809
6	1:02:19.173	5:12.202	103.433
7	1:10:29.886	8:10.713	65.806

**32** **43 Dave HEWSON**

SSP Behind **24.057**

Best Time **5:07.317** Best Speed **105.077** On **6** Gp **a**

Lap	Elapsed Time	Lap Time	Lap Speed
1	7:34.584	7:34.584	69.928
2	13:18.335	5:43.751	93.940
3	48:08.186	34:49.851	15.452
4	53:20.762	5:12.576	103.309
5	58:33.313	5:12.551	103.318
6	1:03:40.630	5:07.317	105.077
7	1:08:51.711	5:11.081	103.806

**33** **37 Paul DOBBS**

SSP Behind **25.900**

Best Time **5:09.160** Best Speed **104.451** On **4** Gp **a**

Lap	Elapsed Time	Lap Time	Lap Speed
1	7:35.748	7:35.748	69.749
2	16:18.211	8:42.463	61.807
3	47:56.706	31:38.495	17.009
4	53:05.866	5:09.160	104.451
5	58:17.561	5:11.695	103.601



# RELENTLESS International NORTH WEST 200

in association with Blackhorse SUPERSPORT



First Qualifying [Amended]

Tuesday, 11 May 2010

## DETAILED RESULT

### Qualifying Classification

Position

**34** 20 Nathan PALLETT

SSP Behind 26.672

Best Time 5:09.932 Best Speed 104.191 On 7 Gp a

Lap	Elapsed Time	Lap Time	Lap Speed
1	7:12.140	7:12.140	73.559
2	13:10.106	5:57.966	90.210
3	47:03.938	33:53.832	15.877
4	52:22.025	5:18.087	101.519
5	57:36.371	5:14.346	102.728
6	1:02:46.611	5:10.240	104.087
7	1:07:56.543	5:09.932	104.191
8	1:13:06.582	5:10.039	104.155

**35** 65 Michael SWEENEY

SSP Behind 27.304

Best Time 5:10.564 Best Speed 103.979 On 4 Gp a

Lap	Elapsed Time	Lap Time	Lap Speed
1	6:02.408	6:02.408	87.713
2	11:21.750	5:19.342	101.120
3	48:57.605	37:35.855	14.315
4	54:08.169	5:10.564	103.979
5	59:20.698	5:12.529	103.325

**36** 26 Paul SHOESMITH

SSP Behind 27.487

Best Time 5:10.747 Best Speed 103.917 On 6 Gp a

Lap	Elapsed Time	Lap Time	Lap Speed
1	10:20.906	10:20.906	51.196
2	47:47.360	37:26.454	14.375
3	53:03.860	5:16.500	102.028
4	58:18.295	5:14.435	102.698
5	1:03:33.671	5:15.376	102.392
6	1:08:44.418	5:10.747	103.917
7	1:13:55.175	5:10.757	103.914
8	1:19:09.158	5:13.983	102.846

**37** 25 Robert WILSON

SSP Behind 30.233

Best Time 5:13.493 Best Speed 103.007 On 7 Gp a

Lap	Elapsed Time	Lap Time	Lap Speed
1	7:21.666	7:21.666	71.973
2	13:45.417	6:23.751	84.148
3	47:59.795	34:14.378	15.719
4	53:20.531	5:20.736	100.681
5	58:38.936	5:18.405	101.418
6	1:03:54.138	5:15.202	102.449
7	1:09:07.631	5:13.493	103.007
8	1:14:26.535	5:18.904	101.259

### Qualifying Classification

Position

**38** 72 Daley MATHISON

SSP Behind 31.309

Best Time 5:14.569 Best Speed 102.655 On 9 Gp a

Lap	Elapsed Time	Lap Time	Lap Speed
1	7:48.349	7:48.349	67.872
2	14:19.900	6:31.551	82.472
3	48:11.245	33:51.345	15.897
4	53:32.175	5:20.930	100.620
5	58:50.214	5:18.039	101.535
6	1:04:07.577	5:17.363	101.751
7	1:09:26.766	5:19.189	101.169
8	1:14:43.778	5:17.012	101.864
9	1:19:58.347	5:14.569	102.655

**39** 40 William DAVISON

SSP Behind 32.362

Best Time 5:15.622 Best Speed 102.312 On 6 Gp a

Lap	Elapsed Time	Lap Time	Lap Speed
1	7:45.073	7:45.073	68.351
2	14:03.800	6:18.727	85.265
3	48:23.310	34:19.510	15.679
4	53:45.823	5:22.513	100.126
5	59:06.778	5:20.955	100.612
6	1:04:22.400	5:15.622	102.312
7	1:09:41.893	5:19.493	101.073

**40** 41 Matt WOOLRIDGE

SSP Behind 34.289

Best Time 5:17.549 Best Speed 101.691 On 7 Gp a

Lap	Elapsed Time	Lap Time	Lap Speed
1	9:15.835	9:15.835	57.190
2	16:10.698	6:54.863	77.838
3	48:35.744	32:25.046	16.602
4	54:06.898	5:31.154	97.514
5	59:30.338	5:23.440	99.839
6	1:04:54.871	5:24.533	99.503
7	1:10:12.420	5:17.549	101.691



MCUI  
Ulster Centre  
Timing  
www.elaps-timing.com



# RELENTLESS International NORTH WEST 200

in association with Blackhorse  
SUPERSPORT



First Qualifying [Amended]

Tuesday, 11 May 2010

## DETAILED RESULT

### Qualifying Classification

Position

**41** 51 Darwyn YOUNG

SSP Behind 35.447

Best Time 5:18.707 Best Speed 101.322 On 7 Gp a

Lap	Elapsed Time	Lap Time	Lap Speed
1	9:17.091	9:17.091	57.061
2	16:17.183	7:00.092	76.869
3	48:46.483	32:29.300	16.566
4	54:11.643	5:25.160	99.311
5	59:34.259	5:22.616	100.094
6	1:04:54.675	5:20.416	100.781
7	1:10:13.382	5:18.707	101.322
8	1:15:33.941	5:20.559	100.737

**42** 80 Phill ARCHER

SSP Behind 37.284

Best Time 5:20.544 Best Speed 100.741 On 8 Gp a

Lap	Elapsed Time	Lap Time	Lap Speed
1	7:27.660	7:27.660	71.009
2	13:54.682	6:27.022	83.437
3	48:01.613	34:06.931	15.776
4	53:25.962	5:24.349	99.559
5	58:47.866	5:21.904	100.316
6	1:04:12.872	5:25.006	99.358
7	1:09:34.314	5:21.442	100.460
8	1:14:54.858	5:20.544	100.741

**43** 46 Ian WHITLOW

SSP Behind 37.877

Best Time 5:21.137 Best Speed 100.555 On 6 Gp a

Lap	Elapsed Time	Lap Time	Lap Speed
1	7:11.146	7:11.146	73.729
2	13:14.882	6:03.736	88.779
3	48:46.868	35:31.986	15.146
4	54:09.096	5:22.228	100.215
5	59:31.251	5:22.155	100.237
6	1:04:52.388	5:21.137	100.555

### Qualifying Classification

Position

**44** 87 Billy BYRNE

SSP Behind 41.859

Best Time 5:25.119 Best Speed 99.324 On 7 Gp a

Lap	Elapsed Time	Lap Time	Lap Speed
1	9:08.926	9:08.926	57.909
2	15:58.209	6:49.283	78.899
3	47:59.303	32:01.094	16.809
4	53:25.678	5:26.375	98.941
5	58:52.820	5:27.142	98.709
6	1:04:23.405	5:30.585	97.681
7	1:09:48.524	5:25.119	99.324
8	1:15:18.212	5:29.688	97.947

**45** 42 Sandy BERWICK

SSP Behind 42.723

Best Time 5:25.983 Best Speed 99.060 On 8 Gp a

Lap	Elapsed Time	Lap Time	Lap Speed
1	7:43.978	7:43.978	68.512
2	14:49.505	7:05.527	75.887
3	48:17.774	33:28.269	16.080
4	53:49.289	5:31.515	97.407
5	59:16.904	5:27.615	98.567
6	1:04:45.153	5:28.249	98.377
7	1:10:11.183	5:26.030	99.046
8	1:15:37.166	5:25.983	99.060

**46** 57 Brian WYLES

SSP Behind 47.379

Best Time 5:30.639 Best Speed 97.665 On 7 Gp a

Lap	Elapsed Time	Lap Time	Lap Speed
1	7:44.582	7:44.582	68.423
2	14:17.407	6:32.825	82.205
3	48:26.783	34:09.376	15.757
4	57:07.591	8:40.808	62.004
5	1:02:39.074	5:31.483	97.417
6	1:08:10.412	5:31.338	97.459
7	1:13:41.051	5:30.639	97.665
8	1:19:12.033	5:30.982	97.564

### Non Qualifiers

Position



**RELENTLESS International NORTH WEST 200**  
in association with Blackhorse  
**SUPERSPORT**



**First Qualifying [Amended]**

**Tuesday, 11 May 2010**

**DETAILED RESULT**

**Non Qualifiers**

Position

**35 Trevor FERGUSON**

SSP Behind **52.578**  
Best Time **5:35.838** Best Speed **96.154** On **4** Gp **a**

Lap	Elapsed Time	Lap Time	Lap Speed
1	7:35.625	7:35.625	69.768
2	13:57.684	6:22.059	84.521
3	48:55.317	34:57.633	15.394
4	54:31.155	5:35.838	96.154
5	1:00:12.201	5:41.046	94.685
6	1:05:54.730	5:42.529	94.275

**45 Myles BYRNE**

SSP Behind **56.233**  
Best Time **5:39.493** Best Speed **95.118** On **7** Gp **a**

Lap	Elapsed Time	Lap Time	Lap Speed
1	7:55.674	7:55.674	66.827
2	14:52.632	6:56.958	77.447
3	48:05.383	33:12.751	16.205
4	53:47.917	5:42.534	94.274
5	59:28.534	5:40.617	94.804
6	1:05:08.881	5:40.347	94.880
7	1:10:48.374	5:39.493	95.118
8	1:16:32.799	5:44.425	93.756

**32 Franz SCHWARZ**

SSP Behind **56.945**  
Best Time **5:40.205** Best Speed **94.919** On **4** Gp **a**

Lap	Elapsed Time	Lap Time	Lap Speed
1	9:09.928	9:09.928	57.804
2	15:59.956	6:50.028	78.756
3	48:49.448	32:49.492	16.396
4	54:29.653	5:40.205	94.919
5	1:00:14.903	5:45.250	93.532

**11 Gary JOHNSON**

SSP Behind **56.989**  
Best Time **5:40.249** Best Speed **94.907** On **1** Gp **a**

Lap	Elapsed Time	Lap Time	Lap Speed
1	5:40.249	5:40.249	93.426

**Non Qualifiers**

Position

**12 Maria COSTELLO**

SSP Behind **1:02.365**  
Best Time **5:45.625** Best Speed **93.431** On **4** Gp **a**

Lap	Elapsed Time	Lap Time	Lap Speed
1	8:20.878	8:20.878	63.465
2	15:39.764	7:18.886	73.577
3	48:53.959	33:14.195	16.193
4	54:39.584	5:45.625	93.431
5	1:07:26.364	12:46.780	42.114

**83 Kevin MAXTED**

SSP Behind **1:03.197**  
Best Time **5:46.457** Best Speed **93.206** On **7** Gp **a**

Lap	Elapsed Time	Lap Time	Lap Speed
1	8:11.458	8:11.458	64.681
2	15:42.062	7:30.604	71.664
3	48:37.115	32:55.053	16.350
4	54:28.081	5:50.966	92.009
5	1:00:16.002	5:47.921	92.814
6	1:06:02.778	5:46.776	93.121
7	1:11:49.235	5:46.457	93.206
8	1:17:39.846	5:50.611	92.102

**48 Alessandro La MACCHIA**

SSP Behind **1:04.926**  
Best Time **5:48.186** Best Speed **92.744** On **5** Gp **a**

Lap	Elapsed Time	Lap Time	Lap Speed
1	9:15.390	9:15.390	57.235
2	16:12.736	6:57.346	77.375
3	49:18.043	33:05.307	16.265
4	55:46.240	6:28.197	83.185
5	1:01:34.426	5:48.186	92.744
6	1:07:32.754	5:58.328	90.119
7	1:13:22.443	5:49.689	92.345
8	1:19:11.764	5:49.321	92.442

**50 Gavin HUNT**

SSP Behind **2:32.136**  
Best Time **7:15.396** Best Speed **74.167** On **1** Gp **a**

Lap	Elapsed Time	Lap Time	Lap Speed
1	7:15.396	7:15.396	73.009
2	15:35.803	8:20.407	64.531



Speed TrapSupersport First Qualifying

No.	Name	Lap 1	Lap 2	Lap 3	Lap 4	Lap 5	Lap 6	Lap 7	Lap 8	Lap 9
1	Steve PLATER							172		
2	Ian LOUGHER	173		169	168	168				
3	Conor CUMMINS	169		164		165		162		
4	John McGUINNESS	174		171		177	174	173	174	
5	Bruce ANSTEY	174		175	176	176			176	177
6	Cameron DONALD			180						172
7	William DUNLOP				169			172	172	
8	Guy MARTIN					175		172		
9	Ian HUTCHINSON			176	176	177				176
10	Michael DUNLOP	177		176	177	176	176		174	176
11	Gary JOHNSON	169								
12	Maria COSTELLO	146			164					
13	Adrian ARCHIBALD				152	171		171		
16	John BURROWS				160					
18	Ben WYLIE	167					168	167	166	
20	Nathan PALLETT							169		
21	Stefano BONETTI	153				176		169		
22	Stephen McILVENNA	154		154	167	170			164	162
24	James McBRIDE	162				163	162	163	160	
25	Robert WILSON	164			167			164	164	
26	Paul SHOESMITH				167					176
27	James McCANN	172				171		165		
28	Alan JACKSON	167		164				167		
29	Ryan McCAY				167					
32	Franz SCHWARZ			164						
33	Olie LINSDELL			171		173		173	174	175
34	Alastair SEELEY	147		173	173					173
35	Trevor FERGUSON	154			165	140				
37	Paul DOBBS			160	165					
38	Gary ROBINSON	177			168	167	175	161	167	
40	William DAVISON			164	155	162		163		
43	Dave HEWSON			169	164	171			159	
44	Glenn WALKER	172				156		163		173
45	Myles BYRNE	161				161		155		155
46	Ian WHITLOW	170								
47	Derek McLAUGHLIN				169		176		166	
51	Darwyn YOUNG				164	161			161	156
52	Jimmy MOORE				165			169	170	
57	Brian WYLES									155
63	David MULLIGAN	164								
65	Michael SWEENEY				148	165				167
66	Mark BUCKLEY				168					
68	Derek BRIEN					167				
72	Daley MATHISON				163	164				157
77	Ryan FARQUHAR	173		169	172	173		164		
80	Phill ARCHER	134								
81	Coyles WRIGHT	160						171		
83	Kevin MAXTED	140							155	155
87	Billy BYRNE			159	163	158			154	156
98	Paul OWEN			163	176					

# RELENTLESS International NORTH WEST 200 in association with Blackhorse

## SUPERSPORT

### Second Qualifying

### Thursday, 13 May 2010



Qualifying Time **5:32.716** Qualifying Speed **97.056**

Pos	Class	No	Name	Machine / Sponsor	Time	Best Lap Time	Behind	Speed	On	Total Laps	Qualifying Laps
1	SSP	10	Michael DUNLOP	Yamaha - Street Sweep/Hardship/DGW	4:41.775			114.602	3	8	7
2	SSP	39	Keith AMOR	Honda - Kojak Racing	4:42.573		0.798	114.278	3	4	2
3	SSP	1	Steve PLATER	Honda - Padgetts of Batley	4:42.595		0.820	114.270	6	6	3
4	SSP	9	Ian HUTCHINSON	Honda - Padgetts of Batley	4:42.605		0.830	114.265	3	5	4
5	SSP	4	John McGUINNESS	Honda - Padgetts of Batley	4:43.174		1.399	114.036	4	7	6
6	SSP	34	Alastair SEELEY	Suzuki - Relentless Suzuki by TAS Racing	4:44.134		2.359	113.651	7	7	6
7	SSP	7	William DUNLOP	Yamaha - CD Racing	4:44.216		2.441	113.618	7	7	5
8	SSP	8	Guy MARTIN	Honda - Wilson Craig Racing	4:44.741		2.966	113.408	3	4	4
9	SSP	77	Ryan FARQUHAR	Kawasaki - KMR Kawasaki	4:45.395		3.620	113.148	2	3	3
10	SSP	2	Ian LOUGHER	Kawasaki - Blackhorse Kawasaki	4:47.771		5.996	112.214	6	6	3
11	SSP	3	Conor CUMMINS	Kawasaki - McAdoo Kawasaki Racing	4:48.195		6.420	112.049	5	6	4
12	SSP	11	Gary JOHNSON	Yamaha - Rev2Race East Coast Construction	4:48.749		6.974	111.834	4	8	7
13	SSP	33	Olie LINSDELL	Yamaha - Team Flitwick Yamaha / SMV	4:48.917		7.142	111.769	6	6	4
14	SSP	6	Cameron DONALD	Suzuki - Relentless Suzuki by TAS Racing	4:51.112		9.337	110.926	3	4	3
15	SSP	70	Daniel KNEEN	Yamaha - Marks Bloom Racing	4:51.231		9.456	110.881	2	4	3
16	SSP	21	Stefano BONETTI	Honda - Team Ronzoni Racing	4:53.257		11.482	110.115	6	6	3
17	SSP	68	Derek BRIEN	Kawasaki	4:54.565		12.790	109.626	5	5	3
18	SSP	24	James McBRIDE	Yamaha - Downview Finance/Pazzo Racing	4:55.237		13.462	109.377	4	7	7
19	SSP	50	Gavin HUNT	Honda - Sloppy Racing	4:55.394		13.619	109.318	6	7	5
20	SSP	66	Mark BUCKLEY	Kawasaki - OTSS Racing	4:56.548		14.773	108.893	6	6	3
21	SSP	27	James McCANN	Yamaha - Inver Tool Hire	4:57.734		15.959	108.459	5	5	2
22	SSP	71	Davy MORGAN	Yamaha - CSC Branson Racing	4:57.783		16.008	108.441	3	4	2
23	SSP	18	Ben WYLIE	Yamaha - Phase One/Magic Bullet Racing	4:58.517		16.742	108.175	3	5	2
24	SSP	22	Stephen McILVENNA	Yamaha - Moira Motorcycle Racing Club	4:58.535		16.760	108.168	7	7	4
25	SSP	44	Glenn WALKER	Kawasaki - Henderson Racing	5:00.515		18.740	107.456	6	6	4
26	SSP	47	Derek McLAUGHLIN	Honda	5:00.572		18.797	107.435	6	6	3
27	SSP	98	Paul OWEN	Yamaha - 98 Club	5:00.798		19.023	107.354	4	5	3
28	SSP	43	Dave HEWSON	Kawasaki - The Other Bike Shop	5:00.866		19.091	107.330	5	5	3
29	SSP	65	Michael SWEENEY	Yamaha - Tracblast / Greenclean	5:02.018		20.243	106.921	2	3	2
30	SSP	63	David MULLIGAN	Yamaha	5:03.652		21.877	106.345	6	6	3
31	SSP	23	John BARTON	Yamaha - Marks Bloom Racing	5:04.545		22.770	106.034	7	7	5
32	SSP	37	Paul DOBBS	Suzuki - Hallett Aviation Racing	5:04.752		22.977	105.962	3	4	3
33	SSP	25	Robert WILSON	Kawasaki - RJW Racing	5:05.030		23.255	105.865	2	6	3
34	SSP	26	Paul SHOESMITH	Yamaha - Speedfreak Ice Valley Racing	5:06.073		24.298	105.504	6	6	5
35	SSP	35	Trevor FERGUSON	Suzuki	5:06.484		24.709	105.363	2	5	2
36	SSP	20	Nathan PALLETT	Yamaha - TH Racing / Event Homes UK	5:06.971		25.196	105.196	5	5	2
37	SSP	16	John BURROWS	Yamaha - Burrows Engineering	5:09.485		27.710	104.341	2	4	3
38	SSP	28	Alan JACKSON	Honda - W A Corless / Jackson Racing	5:09.683		27.908	104.274	6	6	3
39	SSP	87	Billy BYRNE	Honda - T & M Racing	5:09.688		27.913	104.273	6	7	5
40	SSP	72	Daley MATHISON	Honda - DDM Racing	5:10.440		28.665	104.020	3	6	5
41	SSP	81	Coyles WRIGHT	Suzuki - CW Racing	5:10.684		28.909	103.938	2	3	2
42	SSP	40	William DAVISON	Honda - Maine Road Racing Club	5:11.019		29.244	103.826	4	5	3
43	SSP	41	Matt WOOLRIDGE	Triumph 675 - Kestrel Honda	5:11.037		29.262	103.820	6	6	4
44	SSP	51	Darwyn YOUNG	Yamaha	5:11.960		30.185	103.513	5	5	3
45	SSP	46	Ian WHITLOW	Suzuki - Hallett Aviation Racing	5:12.302		30.527	103.400	3	3	2
46	SSP	32	Franz SCHWARZ	Yamaha	5:14.966		33.191	102.525	5	5	2
47	SSP	29	Ryan McCAY	Suzuki - PRF Racing	5:14.970		33.195	102.524	4	4	2
48	SSP	80	Phill ARCHER	Triumph 675	5:18.783		37.008	101.298	3	4	2
49	SSP	45	Myles BYRNE	Yamaha - Step Racing	5:22.191		40.416	100.226	6	6	3
50	SSP	12	Maria COSTELLO	Yamaha - CSC Racing	5:22.947		41.172	99.992	5	6	4

These Results are provisional and are subject to ratification by the Stewards of the Meeting.

Track	<b>The Triangle</b>	Signed	Organising Club	<b>Coleraine &amp; District Motor Club</b>
Length(miles)	<b>8.9700</b> Lap 1 (8.8300)		Qualifying Started	<b>11:35:30.587</b>
Weather	<b>Cloudy</b>	Chief Timekeeper		
Track	<b>Dry</b>	Issued At:		



# RELENTLESS International NORTH WEST 200 in association with Blackhorse

## SUPERSPORT

### Second Qualifying


### Thursday, 13 May 2010



Qualifying Time **5:32.716** Qualifying Speed **97.056**

Pos	Class	No	Name	Machine / Sponsor	----- Time	Best Lap Behind	----- Speed	On	Total Laps	Qualifying Laps
<b>Qualifying Classification</b>										
51	SSP	57	Brian WYLES	Suzuki - KS Performance	5:23.819	42.044	99.722	3	4	2
52	SSP	83	Kevin MAXTED	Suzuki	5:28.295	46.520	98.363	6	6	3
<b>Non Qualifiers</b>										
	SSP	13	Adrian ARCHIBALD	Yamaha - AMA Racing	4:51.544	9.769	110.762	2	3	<u>1</u>
	SSP	48	Alessandro La MACCHIA	Honda	5:32.968	51.193	96.982	6	6	<u>0</u>
	SSP	38	Gary ROBINSON	Yamaha - D R Refrigeration	9:28.442	4:46.667	56.808	1	1	<u>0</u>
	SSP	5	Bruce ANSTEY	Suzuki - Relentless Suzuki by TAS Racing	29:31.931	24:50.156	18.224	1	1	<u>0</u>

These Results are provisional and are subject to ratification by the Stewards of the Meeting.

Track	<b>The Triangle</b>	Signed	 Chief Timekeeper	Organising Club	<b>Coleraine &amp; District Motor Club</b>
Length(miles)	<b>8.9700</b> Lap 1 (8.8300)	Issued At:		Qualifying Started	<b>11:35:30.587</b>
Weather	<b>Cloudy</b>				
Track	<b>Dry</b>				






# RELENTLESS International NORTH WEST 200 in association with Blackhorse



## SUPERSPORT Combined Qualifying Thursday 13 May 2010

Pos	Class	No	Name	-----Best Time / Qual Laps-----			Overall Best Time / Speed /	
				Session A	Session B	Total Qual Laps		
<b>Qualifying Classification</b>								
1	SSP	10	Michael DUNLOP	4:45.607	7	4:41.775	7	4:41.775 114.602 14
2	SSP	39	Keith AMOR	4:44.862	6	4:42.573	2	4:42.573 114.278 8
3	SSP	1	Steve PLATER	-----		4:42.595	3	4:42.595 114.270 3
4	SSP	9	Ian HUTCHINSON	4:46.753	5	4:42.605	4	4:42.605 114.265 9
5	SSP	4	John McGUINNESS	4:46.393	7	4:43.174	6	4:43.174 114.036 13
6	SSP	5	Bruce ANSTEY	4:43.260	7	29:31.931	0	4:43.260 114.001 7
7	SSP	7	William DUNLOP	4:43.863	7	4:44.216	5	4:43.863 113.759 12
8	SSP	34	Alastair SEELEY	4:48.293	5	4:44.134	6	4:44.134 113.651 11
9	SSP	8	Guy MARTIN	4:45.319	6	4:44.741	4	4:44.741 113.408 10
10	SSP	77	Ryan FARQUHAR	4:44.958	6	4:45.395	3	4:44.958 113.322 9
11	SSP	2	Ian LOUGHER	4:51.551	3	4:47.771	3	4:47.771 112.214 6
12	SSP	6	Cameron DONALD	4:47.890	6	4:51.112	3	4:47.890 112.168 9
13	SSP	3	Conor CUMMINS	4:52.227	4	4:48.195	4	4:48.195 112.049 8
14	SSP	11	Gary JOHNSON	5:40.249	0	4:48.749	7	4:48.749 111.834 7
15	SSP	33	Olie LINSDELL	4:51.587	5	4:48.917	4	4:48.917 111.769 9
16	SSP	70	Daniel KNEEN	-----		4:51.231	3	4:51.231 110.881 3
17	SSP	13	Adrian ARCHIBALD	4:52.526	2	4:51.544	1	4:51.544 110.762 3
18	SSP	21	Stefano BONETTI	4:58.399	5	4:53.257	3	4:53.257 110.115 8
19	SSP	68	Derek BRIEN	5:00.307	4	4:54.565	3	4:54.565 109.626 7
20	SSP	24	James McBRIDE	4:56.863	5	4:55.237	7	4:55.237 109.377 12
21	SSP	50	Gavin HUNT	7:15.396	0	4:55.394	5	4:55.394 109.318 5
22	SSP	52	Jimmy MOORE	4:55.476	6	-----		4:55.476 109.288 6
23	SSP	66	Mark BUCKLEY	4:56.929	5	4:56.548	3	4:56.548 108.893 8
24	SSP	27	James McCANN	5:03.464	5	4:57.734	2	4:57.734 108.459 7
25	SSP	71	Davy MORGAN	-----		4:57.783	2	4:57.783 108.441 2
26	SSP	22	Stephen McILVENNA	4:57.785	5	4:58.535	4	4:57.785 108.441 9
27	SSP	18	Ben WYLIE	5:00.001	6	4:58.517	2	4:58.517 108.175 8
28	SSP	38	Gary ROBINSON	4:59.842	5	9:28.442	0	4:59.842 107.697 5
29	SSP	44	Glenn WALKER	5:06.184	5	5:00.515	4	5:00.515 107.456 9
30	SSP	47	Derek McLAUGHLIN	5:07.250	3	5:00.572	3	5:00.572 107.435 6
31	SSP	98	Paul OWEN	5:03.261	4	5:00.798	3	5:00.798 107.354 7
32	SSP	43	Dave HEWSON	5:07.317	4	5:00.866	3	5:00.866 107.330 7
33	SSP	16	John BURROWS	5:01.111	5	5:09.485	3	5:01.111 107.243 8
34	SSP	65	Michael SWEENEY	5:10.564	3	5:02.018	2	5:02.018 106.921 5
35	SSP	63	David MULLIGAN	5:05.622	5	5:03.652	3	5:03.652 106.345 8
36	SSP	23	John BARTON	-----		5:04.545	5	5:04.545 106.034 5
37	SSP	37	Paul DOBBS	5:09.160	2	5:04.752	3	5:04.752 105.962 5
38	SSP	25	Robert WILSON	5:13.493	5	5:05.030	3	5:05.030 105.865 8
39	SSP	26	Paul SHOESMITH	5:10.747	6	5:06.073	5	5:06.073 105.504 11
40	SSP	28	Alan JACKSON	5:06.249	3	5:09.683	3	5:06.249 105.444 6
41	SSP	29	Ryan McCAY	5:06.440	2	5:14.970	2	5:06.440 105.378 4
42	SSP	35	Trevor FERGUSON	5:35.838	0	5:06.484	2	5:06.484 105.363 2
43	SSP	81	Coyles WRIGHT	5:06.936	4	5:10.684	2	5:06.936 105.208 6
44	SSP	20	Nathan PALLETT	5:09.932	5	5:06.971	2	5:06.971 105.196 7
45	SSP	87	Billy BYRNE	5:25.119	5	5:09.688	5	5:09.688 104.273 10
46	SSP	72	Daley MATHISON	5:14.569	6	5:10.440	5	5:10.440 104.020 11
47	SSP	40	William DAVISON	5:15.622	4	5:11.019	3	5:11.019 103.826 7

These Results are provisional and are subject to ratification by the Stewards of the Meeting.

Track	<b>The Triangle</b>	Signed	Organising Club	<b>Coleraine &amp; District Motor Club</b>
Length(miles)	<b>8.9700 Lap 1 (8.8300)</b>			
Weather		Chief Timekeeper		
Track		Issued At:		



MCUI  
Ulster Centre  
Timing  
www.elaps-timing.com



# RELENTLESS International NORTH WEST 200 in association with Blackhorse



## SUPERSPORT

### Combined Qualifying

Thursday 13 May 2010


#### Qualifying Classification

48	SSP	41	Matt WOOLRIDGE	5:17.549	4	5:11.037	4	5:11.037	103.820	8
49	SSP	51	Darwyn YOUNG	5:18.707	5	5:11.960	3	5:11.960	103.513	8
50	SSP	46	Ian WHITLOW	5:21.137	3	5:12.302	2	5:12.302	103.400	5
51	SSP	32	Franz SCHWARZ	5:40.205	0	5:14.966	2	5:14.966	102.525	2
52	SSP	80	Phill ARCHER	5:20.544	5	5:18.783	2	5:18.783	101.298	7
53	SSP	45	Myles BYRNE	5:39.493	0	5:22.191	3	5:22.191	100.226	3
54	SSP	12	Maria COSTELLO	5:45.625	0	5:22.947	4	5:22.947	99.992	4
55	SSP	57	Brian WYLES	5:30.639	4	5:23.819	2	5:23.819	99.722	6
56	SSP	42	Sandy BERWICK	5:25.983	5	-----		5:25.983	99.060	5
57	SSP	83	Kevin MAXTED	5:46.457	0	5:28.295	3	5:28.295	98.363	3

#### Non Qualifiers

	SSP	48	Alessandro La MACCHIA	5:48.186	0	5:32.968	0			0
--	-----	----	-----------------------	----------	---	----------	---	--	--	---

These Results are provisional and are subject to ratification by the Stewards of the Meeting.

Track	<b>The Triangle</b>	Signed	 Chief Timekeeper	Organising Club	<b>Coleraine &amp; District Motor Club</b>
Length(miles)	<b>8.9700</b> Lap 1 (8.8300)	Issued At:			
Weather					
Track					



**MCUI**  
Ulster Centre  
Timing  
www.elaps-timing.com



Powered by  
**e-Laps II**  
© 2010  
Walter Marks



# CLINTON ENTERPRISES & BALLYMONEY COUNCIL SUPERSPORT RACES

**RACE NUMBER:** 2 & 6

**GROUP:** A

52  
MOORE

50  
HUNT

24  
McBRIDE

ROW 7

68  
BRIEN

21  
BONETTI

13  
ARCHIBALD

ROW 6

70  
KNEEN

33  
LINSDALL

11  
JOHNSON

ROW 5

3  
CUMMINS

6  
DONALD

2  
LOUGHER

ROW 4

77  
FARQUHAR

8  
MARTIN

34  
SEELEY

ROW 3

7  
DUNLOP

5  
ANSTEY

4  
McGUINNESS

ROW 2

9  
HUTCHINSON

39  
AMOR

10  
M DUNLOP

ROW 1



**POLE**

# CLINTON ENTERPRISES & BALLYMONEY COUNCIL SUPERSPORT RACES

**RACE NUMBER:** 2 & 6

**GROUP:** B

81  
WRIGHT

35  
FERGUSON

29  
McCAY

ROW 14

28  
JACKSON

26  
SHOESMITH

25  
WILSON

ROW 13

37  
DOBBS

23  
BARTON

63  
MULLIGAN

ROW 12

65  
SWEENEY

16  
BURROWS

43  
HEWSON

ROW 11

98  
OWEN

47  
McLAUGHLIN

44  
WALKER

ROW 10

38  
ROBINSON

18  
WYLIE

22  
McILVENNA

ROW 9

71  
MORGAN

27  
McCANN

66  
BUCKLEY

ROW 8



**CLINTON ENTERPRISES & BALLYMONEY COUNCIL SUPERSPORT RACES**

**RACE NUMBER: 2 & 6**

**GROUP: C**

[ ]

[ ]

[ ]

[ ]

[ ]

[ ]

[ ]

[ ]

[ ]

**48  
LA MACCHIA**

**83  
MAXTED**

**42  
BERWICK**

ROW 19

**57  
WYLES**

**12  
COSTELLO**

**45  
M BYRNE**

ROW 18

**80  
ARCHER**

**32  
SCHWARZ**

**46  
WHITLOW**


ROW 17

**51  
YOUNG**

**41  
WOOLRIDGE**

**40  
DAVISON**

ROW 16



**72  
MATHISON**

**87  
B BYRNE**

**20  
PALLETT**

ROW 15

# RELENTLESS International NORTH WEST 200 in association with Blackhorse



## SUPERSPORT

### Race 2 - Clinton Enterprises Supersport


Saturday, 15 May 2010

Pos	Class	No	Name	Machine / Sponsor	Gp	Laps	Total Time	Behind	Speed	-----Best Lap-----		
										Time	Speed	On
Race Classification												
1	SSP	34	Alastair SEELEY	Suzuki - Relentless Suzuki by TAS Racing	a	5	23:19.992		114.969	4:39.386	115.582	3
2	SSP	9	Ian HUTCHINSON	Honda - Padgetts of Batley	a	5	23:20.712	0.720	114.910	4:40.672	115.052	5
3	SSP	10	Michael DUNLOP	Yamaha - Street Sweep/Hardship/DGW	a	5	23:21.227	1.235	114.868	4:40.075	115.298	4
4	SSP	39	Keith AMOR	Honda - Kojak Racing	a	5	23:21.324	1.332	114.860	4:41.012	114.913	3
5	SSP	4	John McGUINNESS	Honda - Padgetts of Batley	a	5	23:21.747	1.755	114.825	4:41.015	114.912	5
6	SSP	77	Ryan FARQUHAR	Kawasaki - KMR Kawasaki	a	5	23:22.066	2.074	114.799	4:40.652	115.061	5
7	SSP	6	Cameron DONALD	Suzuki - Relentless Suzuki by TAS Racing	a	5	23:34.705	14.713	113.774	4:41.339	114.780	5
8	SSP	3	Conor CUMMINS	Kawasaki - McAdoo Kawasaki Racing	a	5	23:35.014	15.022	113.749	4:42.563	114.282	4
9	SSP	7	William DUNLOP	Yamaha - CD Racing	a	5	23:35.951	15.959	113.673	4:42.414	114.343	2
10	SSP	70	Daniel KNEEN	Yamaha - Marks Bloom Racing	a	5	23:44.059	24.067	113.026	4:43.929	113.733	3
11	SSP	13	Adrian ARCHIBALD	Yamaha - AMA Racing	a	5	23:44.536	24.544	112.988	4:44.533	113.491	4
12	SSP	33	Olie LINSDELL	Yamaha - Team Flitwick Yamaha / SMV	a	5	23:45.265	25.273	112.931	4:44.098	113.665	2
13	SSP	2	Ian LOUGHER	Kawasaki - Blackhorse Kawasaki	a	5	23:45.301	25.309	112.928	4:43.984	113.711	3
14	SSP	5	Bruce ANSTEY	Suzuki - Relentless Suzuki by TAS Racing	a	5	23:46.033	26.041	112.870	4:43.927	113.733	2
15	SSP	52	Jimmy MOORE	Yamaha - East Coast Racing	a	5	23:57.906	37.914	111.938	4:46.193	112.833	4
16	SSP	21	Stefano BONETTI	Honda - Team Ronzoni Racing	a	5	24:12.418	52.426	110.819	4:49.984	111.358	4
17	SSP	71	Davy MORGAN	Yamaha - CSC Branson Racing	b	5	24:21.638	1:01.646	110.120	4:51.669	110.715	5
18	SSP	18	Ben WYLIE	Yamaha - Phase One/Magic Bullet Racing	b	5	24:22.094	1:02.102	110.086	4:51.362	110.831	5
19	SSP	66	Mark BUCKLEY	Kawasaki - OTSS Racing	b	5	24:22.700	1:02.708	110.040	4:52.383	110.444	5
20	SSP	38	Gary ROBINSON	Yamaha - D R Refrigeration	b	5	24:29.438	1:09.446	109.536	4:52.535	110.387	3
21	SSP	24	James McBRIDE	Yamaha - Downview Finance/Pazzo Racing	a	5	24:31.249	1:11.257	109.401	4:53.178	110.145	5
22	SSP	22	Stephen McILVENNA	Yamaha - Moira Motorcycle Racing Club	b	5	24:36.017	1:16.025	109.048	4:54.719	109.569	3
23	SSP	98	Paul OWEN	Yamaha - 98 Club	b	5	24:36.420	1:16.428	109.018	4:53.923	109.866	3
24	SSP	50	Gavin HUNT	Honda - Sloppy Racing	a	5	24:37.329	1:17.337	108.951	4:53.341	110.083	4
25	SSP	65	Michael SWEENEY	Yamaha - Tracblast / Greenclean	b	5	24:38.468	1:18.476	108.867	4:53.804	109.910	2
26	SSP	68	Derek BRIEN	Kawasaki	a	5	24:41.645	1:21.653	108.633	4:56.383	108.954	4
27	SSP	44	Glenn WALKER	Kawasaki - Henderson Racing	b	5	24:54.146	1:34.154	107.724	4:55.808	109.165	5
28	SSP	26	Paul SHOESMITH	Yamaha - Speedfreak Ice Valley Racing	b	5	24:58.660	1:38.668	107.400	4:59.039	107.986	5
29	SSP	37	Paul DOBBS	Suzuki - Hallett Aviation Racing	b	5	24:58.844	1:38.852	107.387	4:58.530	108.170	2
30	SSP	43	Dave HEWSON	Kawasaki - The Other Bike Shop	b	5	24:59.296	1:39.304	107.354	4:59.688	107.752	2
31	SSP	16	John BURROWS	Yamaha - Burrows Engineering	b	5	25:00.017	1:40.025	107.303	4:59.911	107.672	5
32	SSP	63	David MULLIGAN	Yamaha	b	5	25:01.881	1:41.889	107.170	4:58.820	108.065	2
33	SSP	23	John BARTON	Yamaha - Marks Bloom Racing	b	5	25:05.130	1:45.138	106.938	4:59.087	107.969	4
34	SSP	25	Robert WILSON	Kawasaki - RJW Racing	b	5	25:06.878	1:46.886	106.814	4:58.991	108.003	5
35	SSP	81	Coyles WRIGHT	Suzuki - CW Racing	b	5	25:09.310	1:49.318	106.642	4:59.476	107.828	4
36	SSP	40	William DAVISON	Honda - Maine Road Racing Club	c	5	25:11.248	1:51.256	106.505	5:00.960	107.297	4
37	SSP	28	Alan JACKSON	Honda - W A Corless / Jackson Racing	b	5	25:15.930	1:55.938	106.176	5:00.580	107.432	2
38	SSP	20	Nathan PALLETT	Yamaha - TH Racing / Event Homes UK	c	5	25:24.161	2:04.169	105.603	5:03.722	106.321	4
39	SSP	35	Trevor FERGUSON	Suzuki	b	5	25:29.519	2:09.527	105.233	5:03.719	106.322	2
40	SSP	87	Billy BYRNE	Honda - T & M Racing	c	5	25:31.757	2:11.765	105.079	5:04.747	105.963	4
41	SSP	51	Darwyn YOUNG	Yamaha	c	5	25:34.820	2:14.828	104.870	5:06.041	105.515	3
42	SSP	41	Matt WOOLRIDGE	Triumph 675 - Kestrel Honda	c	5	25:37.753	2:17.761	104.670	5:07.211	105.113	5
43	SSP	45	Myles BYRNE	Yamaha - Step Racing	c	5	25:58.899	2:38.907	103.250	5:10.184	104.106	5
44	SSP	80	Phill ARCHER	Triumph 675	c	5	26:01.730	2:41.738	103.063	5:11.786	103.571	3
45	SSP	42	Sandy BERWICK	Suzuki - Berm Shot Blasting Services	c	5	26:32.172	3:12.180	101.092	5:16.561	102.009	3
46	SSP	32	Franz SCHWARZ	Yamaha	c	5	26:32.522	3:12.530	101.070	5:15.484	102.357	5
47	SSP	12	Maria COSTELLO	Yamaha - CSC Racing	c	5	26:38.292	3:18.300	100.705	5:18.293	101.454	5
48	SSP	57	Brian WYLES	Suzuki - KS Performance	c	5	26:45.173	3:25.181	100.273	5:19.755	100.990	4
49	SSP	46	Ian WHITLOW	Suzuki - Hallett Aviation Racing	c	5	26:48.920	3:28.928	100.040	5:12.456	103.349	4
50	SSP	83	Kevin MAXTED	Suzuki	c	5	27:13.993	3:54.001	98.505	5:27.752	98.526	2
51	SSP	48	Alessandro La MACCHIA	Honda	c	5	27:39.459	4:19.467	96.993	5:29.936	97.874	2

### Fastest Lap / New Lap Record 115.582 mph

SSP	34	Alastair SEELEY	Suzuki - Relentless Suzuki by TAS Racing	a						4:39.386	115.582	3
-----	----	-----------------	--	---	--	--	--	--	--	----------	---------	---

These Results are provisional and are subject to ratification by the Stewards of the Meeting.

Track	<b>The Triangle</b>	Signed		Organising Club	<b>Coleraine &amp; District Motor C</b>
Length(miles)	<b>8.9700 Lap 1 (8.8300)</b>	Chief Timekeeper		Warmup Started	
Weather	<b>Sunny</b>	Issued At:	13:02:35	Race Started	<b>12:33:11.748</b>
Track	<b>Dry</b>			Gp Time Diff - b 36.46 / c 65.86	



MCUI  
Ulster Centre  
Timing  
www.elaps-timing.com



# RELENTLESS International NORTH WEST 200 in association with Blackhorse

## SUPERSPORT


### Race 2 - Clinton Enterprises Supersport

Saturday, 15 May 2010



Pos	Class	No	Name	Machine / Sponsor	Gp	Laps	Total Time	Behind	Speed	-----Best Lap-----		
										Time	Speed	On
Not Classified												
DNF	SSP	8	Guy MARTIN	Honda - Wilson Craig Racing	a	3	14:00.258	2 Laps	114.693	4:40.426	115.153	2
DNF	SSP	27	James McCANN	Yamaha - Inver Tool Hire	b	3	14:42.649	42.391	109.185	4:55.351	109.334	2
DNF	SSP	72	Daley MATHISON	Honda - DDM Racing	c	3	15:20.687	1:20.429	104.674	5:06.297	105.427	3
DNF	SSP	11	Gary JOHNSON	Yamaha - Rev2Race East Coast	a	2	9:42.013	3 Laps	110.101	4:57.044	108.711	2
DNF	SSP	47	Derek McLAUGHLIN	Honda	b	2	10:08.320	26.307	105.339	5:12.820	103.229	2

These Results are provisional and are subject to ratification by the Stewards of the Meeting.

Track	<b>The Triangle</b>	Signed		Organising Club	<b>Coleraine &amp; District Motor C</b>
Length(miles)	<b>8.9700 Lap 1 (8.8300)</b>	Chief Timekeeper		Warmup Started	
Weather	<b>Sunny</b>			Race Started	<b>12:33:11.748</b>
Track	<b>Dry</b>	Issued At:	<b>13:02:35</b>	<b>Gp Time Diff - b 36.46 / c 65.86</b>	



**MCUI**  
Ulster Centre  
Timing  
www.elaps-timing.com



Powered by  
**e-Laps II**  
© 2010  
Walter Marks



# RELENTLESS International NORTH WEST 200 in association with Blackhorse

## SUPERSPORT

Race 2 - Clinton Enterprises Supersport

Saturday, 15 May 2010

## DETAILED RESULT



### Race Classification

#### **1** 34 Alastair SEELEY

Total Time **23:19.992** Avg Speed **114.969** Behind  
Best Time **4:39.386** Best Speed **115.582** On **3** Gp **a**

Lap	Elapsed Time	Lap Time	Lap Speed
1	4:39.590	4:39.590	113.695
2	9:19.924	4:40.334	115.191
3	13:59.310	4:39.386	115.582
4	18:40.360	4:41.050	114.898
5	23:19.992	4:39.632	115.480

#### **2** 9 Ian HUTCHINSON

Total Time **23:20.712** Avg Speed **114.910** Behind **0.720**  
Best Time **4:40.672** Best Speed **115.052** On **5** Gp **a**

Lap	Elapsed Time	Lap Time	Lap Speed
1	4:36.730	4:36.730	114.870
2	9:17.963	4:41.233	114.823
3	13:58.945	4:40.982	114.926
4	18:40.040	4:41.095	114.879
5	23:20.712	4:40.672	115.052

#### **3** 10 Michael DUNLOP

Total Time **23:21.227** Avg Speed **114.868** Behind **1.235**  
Best Time **4:40.075** Best Speed **115.298** On **4** Gp **a**

Lap	Elapsed Time	Lap Time	Lap Speed
1	4:39.460	4:39.460	113.748
2	9:19.729	4:40.269	115.218
3	14:00.829	4:41.100	114.877
4	18:40.904	4:40.075	115.298
5	23:21.227	4:40.323	115.196

#### **4** 39 Keith AMOR

Total Time **23:21.324** Avg Speed **114.860** Behind **1.332**  
Best Time **4:41.012** Best Speed **114.913** On **3** Gp **a**

Lap	Elapsed Time	Lap Time	Lap Speed
1	4:37.008	4:37.008	114.755
2	9:18.087	4:41.079	114.886
3	13:59.099	4:41.012	114.913
4	18:40.182	4:41.083	114.884
5	23:21.324	4:41.142	114.860

### Race Classification

#### **5** 4 John McGUINNESS

Total Time **23:21.747** Avg Speed **114.825** Behind **1.755**  
Best Time **4:41.015** Best Speed **114.912** On **5** Gp **a**

Lap	Elapsed Time	Lap Time	Lap Speed
1	4:37.199	4:37.199	114.676
2	9:18.379	4:41.180	114.845
3	13:59.572	4:41.193	114.839
4	18:40.732	4:41.160	114.853
5	23:21.747	4:41.015	114.912

#### **6** 77 Ryan FARQUHAR

Total Time **23:22.066** Avg Speed **114.799** Behind **2.074**  
Best Time **4:40.652** Best Speed **115.061** On **5** Gp **a**

Lap	Elapsed Time	Lap Time	Lap Speed
1	4:37.959	4:37.959	114.362
2	9:19.321	4:41.362	114.770
3	14:00.587	4:41.266	114.809
4	18:41.414	4:40.827	114.989
5	23:22.066	4:40.652	115.061

#### **7** 6 Cameron DONALD

Total Time **23:34.705** Avg Speed **113.774** Behind **14.713**  
Best Time **4:41.339** Best Speed **114.780** On **5** Gp **a**

Lap	Elapsed Time	Lap Time	Lap Speed
1	4:42.565	4:42.565	112.498
2	9:26.338	4:43.773	113.795
3	14:09.933	4:43.595	113.867
4	18:53.366	4:43.433	113.932
5	23:34.705	4:41.339	114.780

#### **8** 3 Conor CUMMINS

Total Time **23:35.014** Avg Speed **113.749** Behind **15.022**  
Best Time **4:42.563** Best Speed **114.282** On **4** Gp **a**

Lap	Elapsed Time	Lap Time	Lap Speed
1	4:39.999	4:39.999	113.529
2	9:23.174	4:43.175	114.035
3	14:08.620	4:45.446	113.128
4	18:51.183	4:42.563	114.282
5	23:35.014	4:43.831	113.772

# RELENTLESS International NORTH WEST 200 in association with Blackhorse

## SUPERSPORT

Race 2 - Clinton Enterprises Supersport

Saturday, 15 May 2010

## DETAILED RESULT



### Race Classification

**9** 7 William DUNLOP

Total Time **23:35.951** Avg Speed **113.673** Behind **15.959**  
Best Time **4:42.414** Best Speed **114.343** On **2** Gp **a**

Lap	Elapsed Time	Lap Time	Lap Speed
1	4:41.109	4:41.109	113.081
2	9:23.523	4:42.414	114.343
3	14:07.571	4:44.048	113.685
4	18:51.951	4:44.380	113.552
5	23:35.951	4:44.000	113.704

### Race Classification

**13** 2 Ian LOUGHER

Total Time **23:45.301** Avg Speed **112.928** Behind **25.309**  
Best Time **4:43.984** Best Speed **113.711** On **3** Gp **a**

Lap	Elapsed Time	Lap Time	Lap Speed
1	4:45.282	4:45.282	111.427
2	9:29.835	4:44.553	113.483
3	14:13.819	4:43.984	113.711
4	18:59.424	4:45.605	113.065
5	23:45.301	4:45.877	112.958

**10** 70 Daniel KNEEN

Total Time **23:44.059** Avg Speed **113.026** Behind **24.067**  
Best Time **4:43.929** Best Speed **113.733** On **3** Gp **a**

Lap	Elapsed Time	Lap Time	Lap Speed
1	4:43.441	4:43.441	112.150
2	9:29.466	4:46.025	112.899
3	14:13.395	4:43.929	113.733
4	18:57.808	4:44.413	113.539
5	23:44.059	4:46.251	112.810

**14** 5 Bruce ANSTEY

Total Time **23:46.033** Avg Speed **112.870** Behind **26.041**  
Best Time **4:43.927** Best Speed **113.733** On **2** Gp **a**

Lap	Elapsed Time	Lap Time	Lap Speed
1	4:39.092	4:39.092	113.898
2	9:23.019	4:43.927	113.733
3	14:09.715	4:46.696	112.635
4	18:57.590	4:47.875	112.174
5	23:46.033	4:48.443	111.953

**11** 13 Adrian ARCHIBALD

Total Time **23:44.536** Avg Speed **112.988** Behind **24.544**  
Best Time **4:44.533** Best Speed **113.491** On **4** Gp **a**

Lap	Elapsed Time	Lap Time	Lap Speed
1	4:44.210	4:44.210	111.847
2	9:29.308	4:45.098	113.266
3	14:14.755	4:45.447	113.128
4	18:59.288	4:44.533	113.491
5	23:44.536	4:45.248	113.207

**15** 52 Jimmy MOORE

Total Time **23:57.906** Avg Speed **111.938** Behind **37.914**  
Best Time **4:46.193** Best Speed **112.833** On **4** Gp **a**

Lap	Elapsed Time	Lap Time	Lap Speed
1	4:48.034	4:48.034	110.362
2	9:35.941	4:47.907	112.161
3	14:23.995	4:48.054	112.104
4	19:10.188	4:46.193	112.833
5	23:57.906	4:47.718	112.235

**12** 33 Olie LINSDELL

Total Time **23:45.265** Avg Speed **112.931** Behind **25.273**  
Best Time **4:44.098** Best Speed **113.665** On **2** Gp **a**

Lap	Elapsed Time	Lap Time	Lap Speed
1	4:43.162	4:43.162	112.261
2	9:27.260	4:44.098	113.665
3	14:12.920	4:45.660	113.043
4	18:59.065	4:46.145	112.852
5	23:45.265	4:46.200	112.830

**16** 21 Stefano BONETTI

Total Time **24:12.418** Avg Speed **110.819** Behind **52.426**  
Best Time **4:49.984** Best Speed **111.358** On **4** Gp **a**

Lap	Elapsed Time	Lap Time	Lap Speed
1	4:50.113	4:50.113	109.571
2	9:40.447	4:50.334	111.224
3	14:30.766	4:50.319	111.229
4	19:20.750	4:49.984	111.358
5	24:12.418	4:51.668	110.715

# RELENTLESS International NORTH WEST 200 in association with Blackhorse

## SUPERSPORT

Race 2 - Clinton Enterprises Supersport

Saturday, 15 May 2010

## DETAILED RESULT



### Race Classification

**17** 71 Davy MORGAN

Total Time **24:21.638** Avg Speed **110.120** Behind **1:01.646**  
Best Time **4:51.669** Best Speed **110.715** On **5** Gp **b**

Lap	Elapsed Time	Lap Time	Lap Speed
1	4:51.063	4:51.063	109.213
2	9:44.017	4:52.954	110.229
3	14:37.569	4:53.552	110.004
4	19:29.969	4:52.400	110.438
5	24:21.638	4:51.669	110.715

**18** 18 Ben WYLIE

Total Time **24:22.094** Avg Speed **110.086** Behind **1:02.102**  
Best Time **4:51.362** Best Speed **110.831** On **5** Gp **b**

Lap	Elapsed Time	Lap Time	Lap Speed
1	4:50.321	4:50.321	109.493
2	9:43.766	4:53.445	110.044
3	14:37.407	4:53.641	109.971
4	19:30.732	4:53.325	110.089
5	24:22.094	4:51.362	110.831

**19** 66 Mark BUCKLEY

Total Time **24:22.700** Avg Speed **110.040** Behind **1:02.708**  
Best Time **4:52.383** Best Speed **110.444** On **5** Gp **b**

Lap	Elapsed Time	Lap Time	Lap Speed
1	4:49.881	4:49.881	109.659
2	9:43.478	4:53.597	109.987
3	14:37.871	4:54.393	109.690
4	19:30.317	4:52.446	110.420
5	24:22.700	4:52.383	110.444

**20** 38 Gary ROBINSON

Total Time **24:29.438** Avg Speed **109.536** Behind **1:09.446**  
Best Time **4:52.535** Best Speed **110.387** On **3** Gp **b**

Lap	Elapsed Time	Lap Time	Lap Speed
1	4:53.360	4:53.360	108.358
2	9:47.504	4:54.144	109.783
3	14:40.039	4:52.535	110.387
4	19:34.491	4:54.452	109.668
5	24:29.438	4:54.947	109.484

### Race Classification

**21** 24 James McBRIDE

Total Time **24:31.249** Avg Speed **109.401** Behind **1:11.257**  
Best Time **4:53.178** Best Speed **110.145** On **5** Gp **a**

Lap	Elapsed Time	Lap Time	Lap Speed
1	4:53.269	4:53.269	108.392
2	9:47.506	4:54.237	109.748
3	14:44.100	4:56.594	108.876
4	19:38.071	4:53.971	109.848
5	24:31.249	4:53.178	110.145

**22** 22 Stephen McILVENNA

Total Time **24:36.017** Avg Speed **109.048** Behind **1:16.025**  
Best Time **4:54.719** Best Speed **109.569** On **3** Gp **b**

Lap	Elapsed Time	Lap Time	Lap Speed
1	4:53.093	4:53.093	108.457
2	9:48.521	4:55.428	109.306
3	14:43.240	4:54.719	109.569
4	19:38.730	4:55.490	109.283
5	24:36.017	4:57.287	108.622

**23** 98 Paul OWEN

Total Time **24:36.420** Avg Speed **109.018** Behind **1:16.428**  
Best Time **4:53.923** Best Speed **109.866** On **3** Gp **b**

Lap	Elapsed Time	Lap Time	Lap Speed
1	4:56.563	4:56.563	107.188
2	9:51.514	4:54.951	109.483
3	14:45.437	4:53.923	109.866
4	19:40.307	4:54.870	109.513
5	24:36.420	4:56.113	109.053

**24** 50 Gavin HUNT

Total Time **24:37.329** Avg Speed **108.951** Behind **1:17.337**  
Best Time **4:53.341** Best Speed **110.083** On **4** Gp **a**

Lap	Elapsed Time	Lap Time	Lap Speed
1	4:53.682	4:53.682	108.240
2	9:50.032	4:56.350	108.966
3	14:44.440	4:54.408	109.685
4	19:37.781	4:53.341	110.083
5	24:37.329	4:59.548	107.802

# RELENTLESS International NORTH WEST 200 in association with Blackhorse

## SUPERSPORT

Race 2 - Clinton Enterprises Supersport

Saturday, 15 May 2010

## DETAILED RESULT



### Race Classification

**25** 65 Michael SWEENEY

Total Time **24:38.468** Avg Speed **108.867** Behind **1:18.476**  
Best Time **4:53.804** Best Speed **109.910** On **2** Gp **b**

Lap	Elapsed Time	Lap Time	Lap Speed
1	4:54.449	4:54.449	107.958
2	9:48.253	4:53.804	109.910
3	14:43.181	4:54.928	109.491
4	19:38.481	4:55.300	109.353
5	24:38.468	4:59.987	107.645

**26** 68 Derek BRIEN

Total Time **24:41.645** Avg Speed **108.633** Behind **1:21.653**  
Best Time **4:56.383** Best Speed **108.954** On **4** Gp **a**

Lap	Elapsed Time	Lap Time	Lap Speed
1	4:51.479	4:51.479	109.058
2	9:51.614	5:00.135	107.592
3	14:48.418	4:56.804	108.799
4	19:44.801	4:56.383	108.954
5	24:41.645	4:56.844	108.784

**27** 44 Glenn WALKER

Total Time **24:54.146** Avg Speed **107.724** Behind **1:34.154**  
Best Time **4:55.808** Best Speed **109.165** On **5** Gp **b**

Lap	Elapsed Time	Lap Time	Lap Speed
1	4:59.066	4:59.066	106.291
2	9:59.025	4:59.959	107.655
3	14:58.044	4:59.019	107.993
4	19:58.338	5:00.294	107.535
5	24:54.146	4:55.808	109.165

**28** 26 Paul SHOESMITH

Total Time **24:58.660** Avg Speed **107.400** Behind **1:38.668**  
Best Time **4:59.039** Best Speed **107.986** On **5** Gp **b**

Lap	Elapsed Time	Lap Time	Lap Speed
1	4:55.809	4:55.809	107.461
2	9:55.197	4:59.388	107.860
3	14:56.367	5:01.170	107.222
4	19:59.621	5:03.254	106.485
5	24:58.660	4:59.039	107.986

### Race Classification

**29** 37 Paul DOBBS

Total Time **24:58.844** Avg Speed **107.387** Behind **1:38.852**  
Best Time **4:58.530** Best Speed **108.170** On **2** Gp **b**

Lap	Elapsed Time	Lap Time	Lap Speed
1	4:59.269	4:59.269	106.219
2	9:57.799	4:58.530	108.170
3	14:56.920	4:59.121	107.956
4	19:59.767	5:02.847	106.628
5	24:58.844	4:59.077	107.972

**30** 43 Dave HEWSON

Total Time **24:59.296** Avg Speed **107.354** Behind **1:39.304**  
Best Time **4:59.688** Best Speed **107.752** On **2** Gp **b**

Lap	Elapsed Time	Lap Time	Lap Speed
1	4:57.693	4:57.693	106.781
2	9:57.381	4:59.688	107.752
3	14:57.542	5:00.161	107.582
4	19:59.314	5:01.772	107.008
5	24:59.296	4:59.982	107.646

**31** 16 John BURROWS

Total Time **25:00.017** Avg Speed **107.303** Behind **1:40.025**  
Best Time **4:59.911** Best Speed **107.672** On **5** Gp **b**

Lap	Elapsed Time	Lap Time	Lap Speed
1	4:56.213	4:56.213	107.315
2	9:56.335	5:00.122	107.596
3	14:56.577	5:00.242	107.553
4	20:00.106	5:03.529	106.389
5	25:00.017	4:59.911	107.672

**32** 63 David MULLIGAN

Total Time **25:01.881** Avg Speed **107.170** Behind **1:41.889**  
Best Time **4:58.820** Best Speed **108.065** On **2** Gp **b**

Lap	Elapsed Time	Lap Time	Lap Speed
1	4:58.293	4:58.293	106.566
2	9:57.113	4:58.820	108.065
3	14:58.500	5:01.387	107.145
4	20:00.775	5:02.275	106.830
5	25:01.881	5:01.106	107.245

# RELENTLESS International NORTH WEST 200 in association with Blackhorse

## SUPERSPORT

Race 2 - Clinton Enterprises Supersport

Saturday, 15 May 2010

## DETAILED RESULT



### Race Classification

**33** 23 John BARTON

Total Time **25:05.130** Avg Speed **106.938** Behind **1:45.138**  
Best Time **4:59.087** Best Speed **107.969** On **4** Gp **b**

Lap	Elapsed Time	Lap Time	Lap Speed
1	5:04.366	5:04.366	104.440
2	10:06.259	5:01.893	106.965
3	15:06.603	5:00.344	107.517
4	20:05.690	4:59.087	107.969
5	25:05.130	4:59.440	107.841

**34** 25 Robert WILSON

Total Time **25:06.878** Avg Speed **106.814** Behind **1:46.886**  
Best Time **4:58.991** Best Speed **108.003** On **5** Gp **b**

Lap	Elapsed Time	Lap Time	Lap Speed
1	5:01.725	5:01.725	105.354
2	10:03.891	5:02.166	106.868
3	15:08.199	5:04.308	106.116
4	20:07.887	4:59.688	107.752
5	25:06.878	4:58.991	108.003

**35** 81 Coyles WRIGHT

Total Time **25:09.310** Avg Speed **106.642** Behind **1:49.318**  
Best Time **4:59.476** Best Speed **107.828** On **4** Gp **b**

Lap	Elapsed Time	Lap Time	Lap Speed
1	5:02.353	5:02.353	105.135
2	10:05.449	5:03.096	106.541
3	15:08.828	5:03.379	106.441
4	20:08.304	4:59.476	107.828
5	25:09.310	5:01.006	107.280

**36** 40 William DAVISON

Total Time **25:11.248** Avg Speed **106.505** Behind **1:51.256**  
Best Time **5:00.960** Best Speed **107.297** On **4** Gp **c**

Lap	Elapsed Time	Lap Time	Lap Speed
1	5:02.969	5:02.969	104.922
2	10:06.211	5:03.242	106.489
3	15:08.384	5:02.173	106.866
4	20:09.344	5:00.960	107.297
5	25:11.248	5:01.904	106.961

### Race Classification

**37** 28 Alan JACKSON

Total Time **25:15.930** Avg Speed **106.176** Behind **1:55.938**  
Best Time **5:00.580** Best Speed **107.432** On **2** Gp **b**

Lap	Elapsed Time	Lap Time	Lap Speed
1	5:03.587	5:03.587	104.708
2	10:04.167	5:00.580	107.432
3	15:05.892	5:01.725	107.025
4	20:06.617	5:00.725	107.380
5	25:15.930	5:09.313	104.399

**38** 20 Nathan PALLETT

Total Time **25:24.161** Avg Speed **105.603** Behind **2:04.169**  
Best Time **5:03.722** Best Speed **106.321** On **4** Gp **c**

Lap	Elapsed Time	Lap Time	Lap Speed
1	5:01.225	5:01.225	105.529
2	10:07.988	5:06.763	105.267
3	15:15.041	5:07.053	105.168
4	20:18.763	5:03.722	106.321
5	25:24.161	5:05.398	105.737

**39** 35 Trevor FERGUSON

Total Time **25:29.519** Avg Speed **105.233** Behind **2:09.527**  
Best Time **5:03.719** Best Speed **106.322** On **2** Gp **b**

Lap	Elapsed Time	Lap Time	Lap Speed
1	5:01.298	5:01.298	105.504
2	10:05.017	5:03.719	106.322
3	15:09.791	5:04.774	105.954
4	20:17.750	5:07.959	104.858
5	25:29.519	5:11.769	103.577

**40** 87 Billy BYRNE

Total Time **25:31.757** Avg Speed **105.079** Behind **2:11.765**  
Best Time **5:04.747** Best Speed **105.963** On **4** Gp **c**

Lap	Elapsed Time	Lap Time	Lap Speed
1	5:04.414	5:04.414	104.424
2	10:16.235	5:11.821	103.559
3	15:21.262	5:05.027	105.866
4	20:26.009	5:04.747	105.963
5	25:31.757	5:05.748	105.616

# RELENTLESS International NORTH WEST 200 in association with Blackhorse

## SUPERSPORT

Race 2 - Clinton Enterprises Supersport

Saturday, 15 May 2010

## DETAILED RESULT



### Race Classification

#### **41** 51 Darwyn YOUNG

Total Time **25:34.820** Avg Speed **104.870** Behind **2:14.828**  
Best Time **5:06.041** Best Speed **105.515** On **3** Gp **c**

Lap	Elapsed Time	Lap Time	Lap Speed
1	5:01.881	5:01.881	105.300
2	10:09.335	5:07.454	105.030
3	15:15.376	5:06.041	105.515
4	20:22.896	5:07.520	105.008
5	25:34.820	5:11.924	103.525

#### **42** 41 Matt WOOLRIDGE

Total Time **25:37.753** Avg Speed **104.670** Behind **2:17.761**  
Best Time **5:07.211** Best Speed **105.113** On **5** Gp **c**

Lap	Elapsed Time	Lap Time	Lap Speed
1	5:04.737	5:04.737	104.313
2	10:12.605	5:07.868	104.889
3	15:21.698	5:09.093	104.473
4	20:30.542	5:08.844	104.558
5	25:37.753	5:07.211	105.113

#### **43** 45 Myles BYRNE

Total Time **25:58.899** Avg Speed **103.250** Behind **2:38.907**  
Best Time **5:10.184** Best Speed **104.106** On **5** Gp **c**

Lap	Elapsed Time	Lap Time	Lap Speed
1	5:07.050	5:07.050	103.527
2	10:20.936	5:13.886	102.878
3	15:35.395	5:14.459	102.691
4	20:48.715	5:13.320	103.064
5	25:58.899	5:10.184	104.106

#### **44** 80 Phill ARCHER

Total Time **26:01.730** Avg Speed **103.063** Behind **2:41.738**  
Best Time **5:11.786** Best Speed **103.571** On **3** Gp **c**

Lap	Elapsed Time	Lap Time	Lap Speed
1	5:11.016	5:11.016	102.207
2	10:25.226	5:14.210	102.772
3	15:37.012	5:11.786	103.571
4	20:49.594	5:12.582	103.307
5	26:01.730	5:12.136	103.455

### Race Classification

#### **45** 42 Sandy BERWICK

Total Time **26:32.172** Avg Speed **101.092** Behind **3:12.180**  
Best Time **5:16.561** Best Speed **102.009** On **3** Gp **c**

Lap	Elapsed Time	Lap Time	Lap Speed
1	5:19.907	5:19.907	99.366
2	10:39.826	5:19.919	100.938
3	15:56.387	5:16.561	102.009
4	21:14.463	5:18.076	101.523
5	26:32.172	5:17.709	101.640

#### **46** 32 Franz SCHWARZ

Total Time **26:32.522** Avg Speed **101.070** Behind **3:12.530**  
Best Time **5:15.484** Best Speed **102.357** On **5** Gp **c**

Lap	Elapsed Time	Lap Time	Lap Speed
1	5:18.766	5:18.766	99.722
2	10:40.214	5:21.448	100.458
3	15:59.472	5:19.258	101.147
4	21:17.038	5:17.566	101.686
5	26:32.522	5:15.484	102.357

#### **47** 12 Maria COSTELLO

Total Time **26:38.292** Avg Speed **100.705** Behind **3:18.300**  
Best Time **5:18.293** Best Speed **101.454** On **5** Gp **c**

Lap	Elapsed Time	Lap Time	Lap Speed
1	5:19.091	5:19.091	99.620
2	10:39.299	5:20.208	100.847
3	16:00.443	5:21.144	100.553
4	21:19.999	5:19.556	101.053
5	26:38.292	5:18.293	101.454

#### **48** 57 Brian WYLES

Total Time **26:45.173** Avg Speed **100.273** Behind **3:25.181**  
Best Time **5:19.755** Best Speed **100.990** On **4** Gp **c**

Lap	Elapsed Time	Lap Time	Lap Speed
1	5:13.535	5:13.535	101.386
2	10:33.765	5:20.230	100.840
3	15:55.139	5:21.374	100.481
4	21:14.894	5:19.755	100.990
5	26:45.173	5:30.279	97.772

# RELENTLESS International NORTH WEST 200 in association with Blackhorse

## SUPERSPORT

Race 2 - Clinton Enterprises Supersport

Saturday, 15 May 2010

## DETAILED RESULT



### Race Classification

**49** 46 Ian WHITLOW

Total Time **26:48.920** Avg Speed **100.040** Behind **3:28.928**  
Best Time **5:12.456** Best Speed **103.349** On **4** Gp **c**

Lap	Elapsed Time	Lap Time	Lap Speed
1	5:10.249	5:10.249	102.460
2	10:23.268	5:13.019	103.163
3	15:36.545	5:13.277	103.078
4	20:49.001	5:12.456	103.349
5	26:48.920	5:59.919	89.720

**50** 83 Kevin MAXTED

Total Time **27:13.993** Avg Speed **98.505** Behind **3:54.001**  
Best Time **5:27.752** Best Speed **98.526** On **2** Gp **c**

Lap	Elapsed Time	Lap Time	Lap Speed
1	5:20.245	5:20.245	99.262
2	10:47.997	5:27.752	98.526
3	16:15.999	5:28.002	98.451
4	21:43.855	5:27.856	98.494
5	27:13.993	5:30.138	97.814

**51** 48 Alessandro La MACCHIA

Total Time **27:39.459** Avg Speed **96.993** Behind **4:19.467**  
Best Time **5:29.936** Best Speed **97.874** On **2** Gp **c**

Lap	Elapsed Time	Lap Time	Lap Speed
1	5:25.373	5:25.373	97.697
2	10:55.309	5:29.936	97.874
3	16:30.278	5:34.969	96.403
4	22:04.288	5:34.010	96.680
5	27:39.459	5:35.171	96.345

### Not Classified

**DNF** 8 Guy MARTIN

Total Time **14:00.258** Avg Speed **114.693** Behind **2 Laps**  
Best Time **4:40.426** Best Speed **115.153** On **2** Gp **a**

Lap	Elapsed Time	Lap Time	Lap Speed
1	4:38.367	4:38.367	114.195
2	9:18.793	4:40.426	115.153
3	14:00.258	4:41.465	114.728

### Not Classified

**DNF** 27 James McCANN

Total Time **14:42.649** Avg Speed **109.185** Behind **42.391**  
Best Time **4:55.351** Best Speed **109.334** On **2** Gp **b**

Lap	Elapsed Time	Lap Time	Lap Speed
1	4:51.715	4:51.715	108.969
2	9:47.066	4:55.351	109.334
3	14:42.649	4:55.583	109.249

**DNF** 72 Daley MATHISON

Total Time **15:20.687** Avg Speed **104.674** Behind **1:20.429**  
Best Time **5:06.297** Best Speed **105.427** On **3** Gp **c**

Lap	Elapsed Time	Lap Time	Lap Speed
1	5:03.864	5:03.864	104.613
2	10:14.390	5:10.526	103.991
3	15:20.687	5:06.297	105.427

**DNF** 11 Gary JOHNSON

Total Time **9:42.013** Avg Speed **110.101** Behind **3 Laps**  
Best Time **4:57.044** Best Speed **108.711** On **2** Gp **a**

Lap	Elapsed Time	Lap Time	Lap Speed
1	4:44.969	4:44.969	111.549
2	9:42.013	4:57.044	108.711

**DNF** 47 Derek McLAUGHLIN

Total Time **10:08.320** Avg Speed **105.339** Behind **26.307**  
Best Time **5:12.820** Best Speed **103.229** On **2** Gp **b**

Lap	Elapsed Time	Lap Time	Lap Speed
1	4:55.500	4:55.500	107.574
2	10:08.320	5:12.820	103.229

# RELENTLESS International NORTH WEST 200 in association with Blackhorse

## SUPERSPORT

### Race 2 - Clinton Enterprises Supersport

## LAP CHART



**1**

No	Name	G	Elapsed Time	Lap Time
9	Ian HUTCHINSON	a	4:36.730	4:36.730
39	Keith AMOR	a	4:37.008	4:37.008
4	John McGUINNESS	a	4:37.199	4:37.199
77	Ryan FARQUHAR	a	4:37.959	4:37.959
8	Guy MARTIN	a	4:38.367	4:38.367
5	Bruce ANSTEY	a	4:39.092	4:39.092
10	Michael DUNLOP	a	4:39.460	4:39.460
34	Alastair SEELEY	a	4:39.590	4:39.590
3	Conor CUMMINS	a	4:39.999	4:39.999
7	William DUNLOP	a	4:41.109	4:41.109
6	Cameron DONALD	a	4:42.565	4:42.565
33	Olie LINSDELL	a	4:43.162	4:43.162
70	Daniel KNEEN	a	4:43.441	4:43.441
13	Adrian ARCHIBALD	a	4:44.210	4:44.210
11	Gary JOHNSON	a	4:44.969	4:44.969
2	Ian LOUGHER	a	4:45.282	4:45.282
52	Jimmy MOORE	a	4:48.034	4:48.034
66	Mark BUCKLEY	b	4:49.881	4:49.881
21	Stefano BONETTI	a	4:50.113	4:50.113
18	Ben WYLIE	b	4:50.321	4:50.321
71	Davy MORGAN	b	4:51.063	4:51.063
68	Derek BRIEN	a	4:51.479	4:51.479
27	James McCANN	b	4:51.715	4:51.715
22	Stephen McILVENNA	b	4:53.093	4:53.093
24	James McBRIDE	a	4:53.269	4:53.269
38	Gary ROBINSON	b	4:53.360	4:53.360
50	Gavin HUNT	a	4:53.682	4:53.682
65	Michael SWEENEY	b	4:54.449	4:54.449
47	Derek McLAUGHLIN	b	4:55.500	4:55.500
26	Paul SHOESMITH	b	4:55.809	4:55.809
16	John BURROWS	b	4:56.213	4:56.213
98	Paul OWEN	b	4:56.563	4:56.563
43	Dave HEWSON	b	4:57.693	4:57.693
63	David MULLIGAN	b	4:58.293	4:58.293
44	Glenn WALKER	b	4:59.066	4:59.066
37	Paul DOBBS	b	4:59.269	4:59.269
20	Nathan PALLETT	c	5:01.225	5:01.225
35	Trevor FERGUSON	b	5:01.298	5:01.298
25	Robert WILSON	b	5:01.725	5:01.725
51	Darwyn YOUNG	c	5:01.881	5:01.881
81	Coyles WRIGHT	b	5:02.353	5:02.353
40	William DAVISON	c	5:02.969	5:02.969
28	Alan JACKSON	b	5:03.587	5:03.587
72	Daley MATHISON	c	5:03.864	5:03.864
23	John BARTON	b	5:04.366	5:04.366
87	Billy BYRNE	c	5:04.414	5:04.414
41	Matt WOOLRIDGE	c	5:04.737	5:04.737
45	Myles BYRNE	c	5:07.050	5:07.050

**1**

No	Name	G	Elapsed Time	Lap Time
46	Ian WHITLOW	c	5:10.249	5:10.249
80	Phill ARCHER	c	5:11.016	5:11.016
57	Brian WYLES	c	5:13.535	5:13.535
32	Franz SCHWARZ	c	5:18.766	5:18.766
12	Maria COSTELLO	c	5:19.091	5:19.091
42	Sandy BERWICK	c	5:19.907	5:19.907
83	Kevin MAXTED	c	5:20.245	5:20.245
48	Alessandro La MACCHIA	c	5:25.373	5:25.373

**2**

No	Name	G	Elapsed Time	Lap Time
9	Ian HUTCHINSON	a	9:17.963	4:41.233
39	Keith AMOR	a	9:18.087	4:41.079
4	John McGUINNESS	a	9:18.379	4:41.180
8	Guy MARTIN	a	9:18.793	4:40.426
77	Ryan FARQUHAR	a	9:19.321	4:41.362
10	Michael DUNLOP	a	9:19.729	4:40.269
34	Alastair SEELEY	a	9:19.924	4:40.334
5	Bruce ANSTEY	a	9:23.019	4:43.927
3	Conor CUMMINS	a	9:23.174	4:43.175
7	William DUNLOP	a	9:23.523	4:42.414
6	Cameron DONALD	a	9:26.338	4:43.773
33	Olie LINSDELL	a	9:27.260	4:44.098
13	Adrian ARCHIBALD	a	9:29.308	4:45.098
70	Daniel KNEEN	a	9:29.466	4:46.025
2	Ian LOUGHER	a	9:29.835	4:44.553
52	Jimmy MOORE	a	9:35.941	4:47.907
21	Stefano BONETTI	a	9:40.447	4:50.334
11	Gary JOHNSON	a	9:42.013	4:57.044
66	Mark BUCKLEY	b	9:43.478	4:53.597
18	Ben WYLIE	b	9:43.766	4:53.445
71	Davy MORGAN	b	9:44.017	4:52.954
27	James McCANN	b	9:47.066	4:55.351
38	Gary ROBINSON	b	9:47.504	4:54.144
24	James McBRIDE	a	9:47.506	4:54.237
65	Michael SWEENEY	b	9:48.253	4:53.804
22	Stephen McILVENNA	b	9:48.521	4:55.428
50	Gavin HUNT	a	9:50.032	4:56.350
98	Paul OWEN	b	9:51.514	4:54.951
68	Derek BRIEN	a	9:51.614	5:00.135
26	Paul SHOESMITH	b	9:55.197	4:59.388
16	John BURROWS	b	9:56.335	5:00.122
63	David MULLIGAN	b	9:57.113	4:58.820
43	Dave HEWSON	b	9:57.381	4:59.688
37	Paul DOBBS	b	9:57.799	4:58.530
44	Glenn WALKER	b	9:59.025	4:59.959
25	Robert WILSON	b	10:03.891	5:02.166
28	Alan JACKSON	b	10:04.167	5:00.580
35	Trevor FERGUSON	b	10:05.017	5:03.719
81	Coyles WRIGHT	b	10:05.449	5:03.096
40	William DAVISON	c	10:06.211	5:03.242
23	John BARTON	b	10:06.259	5:01.893
20	Nathan PALLETT	c	10:07.988	5:06.763
47	Derek McLAUGHLIN	b	10:08.320	5:12.820
51	Darwyn YOUNG	c	10:09.335	5:07.454
41	Matt WOOLRIDGE	c	10:12.605	5:07.868
72	Daley MATHISON	c	10:14.390	5:10.526
87	Billy BYRNE	c	10:16.235	5:11.821
45	Myles BYRNE	c	10:20.936	5:13.886



# RELENTLESS International NORTH WEST 200 in association with Blackhorse

SUPERSPORT

Race 2 - Clinton Enterprises Supersport

## LAP CHART



**2**

No	Name	G	Elapsed Time	Lap Time
46	Ian WHITLOW	c	10:23.268	5:13.019
80	Phill ARCHER	c	10:25.226	5:14.210
57	Brian WYLES	c	10:33.765	5:20.230
12	Maria COSTELLO	c	10:39.299	5:20.208
42	Sandy BERWICK	c	10:39.826	5:19.919
32	Franz SCHWARZ	c	10:40.214	5:21.448
83	Kevin MAXTED	c	10:47.997	5:27.752
48	Alessandro La MACCHIA	c	10:55.309	5:29.936

**3**

No	Name	G	Elapsed Time	Lap Time
9	Ian HUTCHINSON	a	13:58.945	4:40.982
39	Keith AMOR	a	13:59.099	4:41.012
34	Alastair SEELEY	a	13:59.310	4:39.386
4	John McGUINNESS	a	13:59.572	4:41.193
8	Guy MARTIN	a	14:00.258	4:41.465
77	Ryan FARQUHAR	a	14:00.587	4:41.266
10	Michael DUNLOP	a	14:00.829	4:41.100
7	William DUNLOP	a	14:07.571	4:44.048
3	Conor CUMMINS	a	14:08.620	4:45.446
5	Bruce ANSTEY	a	14:09.715	4:46.696
6	Cameron DONALD	a	14:09.933	4:43.595
33	Olie LINSDELL	a	14:12.920	4:45.660
70	Daniel KNEEN	a	14:13.395	4:43.929
2	Ian LOUGHER	a	14:13.819	4:43.984
13	Adrian ARCHIBALD	a	14:14.755	4:45.447
52	Jimmy MOORE	a	14:23.995	4:48.054
21	Stefano BONETTI	a	14:30.766	4:50.319
18	Ben WYLIE	b	14:37.407	4:53.641
71	Davy MORGAN	b	14:37.569	4:53.552
66	Mark BUCKLEY	b	14:37.871	4:54.393
38	Gary ROBINSON	b	14:40.039	4:52.535
27	James McCANN	b	14:42.649	4:55.583
65	Michael SWEENEY	b	14:43.181	4:54.928
22	Stephen McILVENNA	b	14:43.240	4:54.719
24	James McBRIDE	a	14:44.100	4:56.594
50	Gavin HUNT	a	14:44.440	4:54.408
98	Paul OWEN	b	14:45.437	4:53.923
68	Derek BRIEN	a	14:48.418	4:56.804
26	Paul SHOESMITH	b	14:56.367	5:01.170
16	John BURROWS	b	14:56.577	5:00.242
37	Paul DOBBS	b	14:56.920	4:59.121
43	Dave HEWSON	b	14:57.542	5:00.161
44	Glenn WALKER	b	14:58.044	4:59.019
63	David MULLIGAN	b	14:58.500	5:01.387
28	Alan JACKSON	b	15:05.892	5:01.725
23	John BARTON	b	15:06.603	5:00.344
25	Robert WILSON	b	15:08.199	5:04.308
40	William DAVISON	c	15:08.384	5:02.173
81	Coyles WRIGHT	b	15:08.828	5:03.379
35	Trevor FERGUSON	b	15:09.791	5:04.774
20	Nathan PALLETT	c	15:15.041	5:07.053
51	Darwyn YOUNG	c	15:15.376	5:06.041
72	Daley MATHISON	c	15:20.687	5:06.297
87	Billy BYRNE	c	15:21.262	5:05.027
41	Matt WOOLRIDGE	c	15:21.698	5:09.093
45	Myles BYRNE	c	15:35.395	5:14.459
46	Ian WHITLOW	c	15:36.545	5:13.277
80	Phill ARCHER	c	15:37.012	5:11.786

**3**

No	Name	G	Elapsed Time	Lap Time
57	Brian WYLES	c	15:55.139	5:21.374
42	Sandy BERWICK	c	15:56.387	5:16.561
32	Franz SCHWARZ	c	15:59.472	5:19.258
12	Maria COSTELLO	c	16:00.443	5:21.144
83	Kevin MAXTED	c	16:15.999	5:28.002
48	Alessandro La MACCHIA	c	16:30.278	5:34.969



# RELENTLESS International NORTH WEST 200 in association with Blackhorse

## SUPERSPORT

### Race 2 - Clinton Enterprises Supersport

## LAP CHART



4

No	Name	G	Elapsed Time	Lap Time
9	Ian HUTCHINSON	a	18:40.040	4:41.095
39	Keith AMOR	a	18:40.182	4:41.083
34	Alastair SEELEY	a	18:40.360	4:41.050
4	John McGUINNESS	a	18:40.732	4:41.160
10	Michael DUNLOP	a	18:40.904	4:40.075
77	Ryan FARQUHAR	a	18:41.414	4:40.827
3	Conor CUMMINS	a	18:51.183	4:42.563
7	William DUNLOP	a	18:51.951	4:44.380
6	Cameron DONALD	a	18:53.366	4:43.433
5	Bruce ANSTEY	a	18:57.590	4:47.875
70	Daniel KNEEN	a	18:57.808	4:44.413
33	Olie LINSDELL	a	18:59.065	4:46.145
13	Adrian ARCHIBALD	a	18:59.288	4:44.533
2	Ian LOUGHER	a	18:59.424	4:45.605
52	Jimmy MOORE	a	19:10.188	4:46.193
21	Stefano BONETTI	a	19:20.750	4:49.984
71	Davy MORGAN	b	19:29.969	4:52.400
66	Mark BUCKLEY	b	19:30.317	4:52.446
18	Ben WYLIE	b	19:30.732	4:53.325
38	Gary ROBINSON	b	19:34.491	4:54.452
50	Gavin HUNT	a	19:37.781	4:53.341
24	James McBRIDE	a	19:38.071	4:53.971
65	Michael SWEENEY	b	19:38.481	4:55.300
22	Stephen McILVENNA	b	19:38.730	4:55.490
98	Paul OWEN	b	19:40.307	4:54.870
68	Derek BRIEN	a	19:44.801	4:56.383
44	Glenn WALKER	b	19:58.338	5:00.294
43	Dave HEWSON	b	19:59.314	5:01.772
26	Paul SHOESMITH	b	19:59.621	5:03.254
37	Paul DOBBS	b	19:59.767	5:02.847
16	John BURROWS	b	20:00.106	5:03.529
63	David MULLIGAN	b	20:00.775	5:02.275
23	John BARTON	b	20:05.690	4:59.087
28	Alan JACKSON	b	20:06.617	5:00.725
25	Robert WILSON	b	20:07.887	4:59.688
81	Coyles WRIGHT	b	20:08.304	4:59.476
40	William DAVISON	c	20:09.344	5:00.960
35	Trevor FERGUSON	b	20:17.750	5:07.959
20	Nathan PALLETT	c	20:18.763	5:03.722
51	Darwyn YOUNG	c	20:22.896	5:07.520
87	Billy BYRNE	c	20:26.009	5:04.747
41	Matt WOOLRIDGE	c	20:30.542	5:08.844
45	Myles BYRNE	c	20:48.715	5:13.320
46	Ian WHITLOW	c	20:49.001	5:12.456
80	Phill ARCHER	c	20:49.594	5:12.582
42	Sandy BERWICK	c	21:14.463	5:18.076
57	Brian WYLES	c	21:14.894	5:19.755
32	Franz SCHWARZ	c	21:17.038	5:17.566

4

No	Name	G	Elapsed Time	Lap Time
12	Maria COSTELLO	c	21:19.999	5:19.556
83	Kevin MAXTED	c	21:43.855	5:27.856
48	Alessandro La MACCHIA	c	22:04.288	5:34.010

5

No	Name	G	Elapsed Time	Lap Time
34	Alastair SEELEY	a	23:19.992	4:39.632
9	Ian HUTCHINSON	a	23:20.712	4:40.672
10	Michael DUNLOP	a	23:21.227	4:40.323
39	Keith AMOR	a	23:21.324	4:41.142
4	John McGUINNESS	a	23:21.747	4:41.015
77	Ryan FARQUHAR	a	23:22.066	4:40.652
6	Cameron DONALD	a	23:34.705	4:41.339
3	Conor CUMMINS	a	23:35.014	4:43.831
7	William DUNLOP	a	23:35.951	4:44.000
70	Daniel KNEEN	a	23:44.059	4:46.251
13	Adrian ARCHIBALD	a	23:44.536	4:45.248
33	Olie LINSDELL	a	23:45.265	4:46.200
2	Ian LOUGHER	a	23:45.301	4:45.877
5	Bruce ANSTEY	a	23:46.033	4:48.443
52	Jimmy MOORE	a	23:57.906	4:47.718
21	Stefano BONETTI	a	24:12.418	4:51.668
71	Davy MORGAN	b	24:21.638	4:51.669
18	Ben WYLIE	b	24:22.094	4:51.362
66	Mark BUCKLEY	b	24:22.700	4:52.383
38	Gary ROBINSON	b	24:29.438	4:54.947
24	James McBRIDE	a	24:31.249	4:53.178
22	Stephen McILVENNA	b	24:36.017	4:57.287
98	Paul OWEN	b	24:36.420	4:56.113
50	Gavin HUNT	a	24:37.329	4:59.548
65	Michael SWEENEY	b	24:38.468	4:59.987
68	Derek BRIEN	a	24:41.645	4:56.844
44	Glenn WALKER	b	24:54.146	4:55.808
26	Paul SHOESMITH	b	24:58.660	4:59.039
37	Paul DOBBS	b	24:58.844	4:59.077
43	Dave HEWSON	b	24:59.296	4:59.982
16	John BURROWS	b	25:00.017	4:59.911
63	David MULLIGAN	b	25:01.881	5:01.106
23	John BARTON	b	25:05.130	4:59.440
25	Robert WILSON	b	25:06.878	4:58.991
81	Coyles WRIGHT	b	25:09.310	5:01.006
40	William DAVISON	c	25:11.248	5:01.904
28	Alan JACKSON	b	25:15.930	5:09.313
20	Nathan PALLETT	c	25:24.161	5:05.398
35	Trevor FERGUSON	b	25:29.519	5:11.769
87	Billy BYRNE	c	25:31.757	5:05.748
51	Darwyn YOUNG	c	25:34.820	5:11.924
41	Matt WOOLRIDGE	c	25:37.753	5:07.211
45	Myles BYRNE	c	25:58.899	5:10.184
80	Phill ARCHER	c	26:01.730	5:12.136
42	Sandy BERWICK	c	26:32.172	5:17.709
32	Franz SCHWARZ	c	26:32.522	5:15.484
12	Maria COSTELLO	c	26:38.292	5:18.293
57	Brian WYLES	c	26:45.173	5:30.279



**RELENTLESS International NORTH WEST 200**  
in association with **Blackhorse**

**SUPERSPORT**

**Race 2 - Clinton Enterprises Supersport**

**LAP CHART**



**5**

No	Name	G	Elapsed Time	Lap Time
46	Ian WHITLOW	c	26:48.920	5:59.919
83	Kevin MAXTED	c	27:13.993	5:30.138
48	Alessandro La MACCHIA	c	27:39.459	5:35.171

Speed TrapClinton Enterprises Supersport Race

No.	Name	Lap 1	Lap 2	Lap 3	Lap 4	Lap 5
2	Ian LOUGHER		172			169
3	Conor CUMMINS					168
4	John McGUINNESS		170			
5	Bruce ANSTEY			174		160
6	Cameron DONALD			173		167
9	Ian HUTCHINSON	176	174	172	176	174
12	Maria COSTELLO	158	164	164		162
13	Adrian ARCHIBALD		171			
15	Chris PALMER			167		
18	Ben WYLIE	166		167	164	
20	Nathan PALLETT			157		
21	Stefano BONETTI		166	167		166
22	Stephen McILVENNA					163
23	John BARTON		162			161
24	James McBRIDE			159		163
26	Paul SHOESMITH			166		
28	Alan JACKSON			157		162
32	Franz SCHWARZ		164		161	127
33	Olie LINDELL			164		
36	Paul CRANSTON			159		
40	William DAVISON		160	160	160	
41	Matt WOOLRIDGE		159	157		151
43	Dave HEWSON					161
44	Glenn WALKER			165		
45	Myles BYRNE	159	156			156
46	Ian WHITLOW		160			
47	Derek McLAUGHLIN		163			
48	Alessandro La MACCHI		149	155	145	
50	Gavin HUNT	169				
51	Darwyn YOUNG				154	
52	Jimmy MOORE		169			160
57	Brian WYLES			158	155	
65	Michael SWEENEY				144	
68	Derek BRIEN		164	168		169
77	Ryan FARQUHAR					173
80	Phill ARCHER			152		151
83	Kevin MAXTED	156	157	141	147	140
87	Billy BYRNE				156	
98	Paul OWEN		167	169		