



TUESDAY 11th – SATURDAY 15th MAY 2010

**promoted by
Coleraine & District Motor Club
www.northwest200.org**



stainless steel specialists.

125cc RACE



The Triangle Circuit 8.970 miles



LAP RECORDS (for 8.966 miles circuit 1998-2009)

Class	Rider	Machine	m	s	mph	Year
125cc	Robert Dunlop	Honda	5	12.909	103.153	2006
Supersport	Steve Plater	Yamaha	4	30.792	119.197	2008
Superstock	Guy Martin	Honda	4	24.682	121.949	2008
Superbike	Steve Plater	Honda	4	20.074	124.109	2006

MOST WINS at NORTH WEST 200

Robert Dunlop	15	1986 - 06	(125 - 5, 250 - 4, 350 - 1, SBK - 5)
Joey Dunlop	13	1979 - 88	(250 - 1, 500 - 1, P750 - 2, SBK - 9)
Michael Rutter	12	1997 - 08	(SSP - 2, P1000 - 1, SBK - 9)
Phillip McCallen	11	1991 - 97	(250 - 2, 400 - 1, SSP - 4, SBK - 4)
Tony Rutter	9	1973 - 82	(250 - 2, 350 - 5, 500 - 1, SBK - 1)
Bruce Anstey (NZ)	9	2002 - 07	(SSP - 4, P1000/STK - 4, SBK - 1)
Ian Lougher	8	1991 - 05	(125 - 5, 250 - 1, SSP - 1, STK - 1)
Steve Plater	8	2006 - 09	(SSP - 2, SBK - 6)

RELENTLESS International NORTH WEST 200 in association with Blackhorse

125 cc

First Qualifying

Tuesday, 11 May 2010




Qualifying Time **6:41.436** Qualifying Speed **80.441**

Pos	Class	No	Name	Machine / Sponsor	Time	Best Lap Behind	Speed	On	Total Laps	Qualifying Laps
Qualifying Classification										
1	125	1	William DUNLOP	Honda - James Delaney	5:33.806		96.739	5	5	3
2	125	5	Chris PALMER	Honda - Mannin Collections Racing	5:38.797	4.991	95.314	6	6	6
3	125	2	Renzo van der DONCKT	Honda	5:42.277	8.471	94.345	6	6	4
4	125	33	Sam DUNLOP	Honda	5:42.544	8.738	94.271	6	6	5
5	125	28	Jon VINCENT	Honda - JVR	5:43.982	10.176	93.877	4	6	4
6	125	16	Nigel MOORE	Honda	5:45.919	12.113	93.351	6	6	5
7	125	6	Stephan SAVELKOULS	Honda - Racing Team Kockengen	5:47.867	14.061	92.829	5	5	3
8	125	26	Phil HARVEY	Honda	5:51.137	17.331	91.964	6	6	5
9	125	4	Philip WAKEFIELD	Honda - PWR / Sandbach Scrap Metal	5:52.863	19.057	91.514	6	6	5
10	125	30	Graham WILSON	Honda	5:54.177	20.371	91.175	5	5	4
11	125	32	Paul JORDAN	Honda - D & G W Racing	5:55.725	21.919	90.778	4	5	3
12	125	11	Peter WAKEFIELD	Honda - PW Racing	5:55.965	22.159	90.717	6	6	5
13	125	14	Jack SANDS	Honda	6:00.359	26.553	89.611	6	6	5
14	125	25	Neil DURHAM	Aprilia - Moto Strada	6:02.018	28.212	89.200	5	5	3
15	125	31	Daley MATHISON	Honda - DDM Racing	6:05.723	31.917	88.296	5	5	3
16	125	21	Joe PHILLIPS	Honda	6:06.540	32.734	88.100	3	5	4
17	125	10	Ian MORRELL	Honda	6:08.658	34.852	87.593	5	6	5
18	125	8	Darren GILPIN	Honda - Trevor Dixon Racing	6:08.769	34.963	87.567	3	6	4

Non Qualifiers

125	20	Dylan DAVIES	Honda	6:18.599	44.793	85.293	2	2	<u>1</u>
125	18	Paul ROBINSON	Honda - Impact Conveyor Parts	7:33.606	1:59.800	71.190	1	1	<u>0</u>

These Results are provisional and are subject to ratification by the Stewards of the Meeting.

Track	The Triangle	Signed		Organising Club	Coleraine & District Motor Club
Length(miles)	8.9700 Lap 1 (8.8300)		Chief Timekeeper	Qualifying Started	17:47:00.000
Weather	Sunny	Issued At:	18:28:51		
Track	Dry				



MCUI
Ulster Centre
Timing
www.elaps-timing.com



Powered by
e-Laps II
© 2010
Walter Marks



RELENTLESS International NORTH WEST 200
in association with Blackhorse
125 cc



First Qualifying

Tuesday, 11 May 2010

DETAILED RESULT

Qualifying Classification

Position

1 **1 William DUNLOP**

125 Behind

Best Time **5:33.806** Best Speed **96.739** On 5 Gp a

Lap	Elapsed Time	Lap Time	Lap Speed
1	6:57.033	6:57.033	76.224
2	13:11.095	6:14.062	86.328
3	27:12.180	14:01.085	38.393
4	32:47.873	5:35.693	96.195
5	38:21.679	5:33.806	96.739

2 **5 Chris PALMER**

125 Behind **4.991**

Best Time **5:38.797** Best Speed **95.314** On 6 Gp a

Lap	Elapsed Time	Lap Time	Lap Speed
1	6:14.833	6:14.833	84.806
2	11:55.015	5:40.182	94.926
3	17:36.680	5:41.665	94.514
4	23:17.732	5:41.052	94.684
5	28:57.309	5:39.577	95.095
6	34:36.106	5:38.797	95.314

3 **2 Renzo van der DONCKT**

125 Behind **8.471**

Best Time **5:42.277** Best Speed **94.345** On 6 Gp a

Lap	Elapsed Time	Lap Time	Lap Speed
1	7:58.973	7:58.973	66.367
2	15:19.183	7:20.210	73.356
3	21:10.708	5:51.525	91.863
4	26:59.104	5:48.396	92.688
5	32:45.555	5:46.451	93.208
6	38:27.832	5:42.277	94.345

4 **33 Sam DUNLOP**

125 Behind **8.738**

Best Time **5:42.544** Best Speed **94.271** On 6 Gp a

Lap	Elapsed Time	Lap Time	Lap Speed
1	7:33.019	7:33.019	70.169
2	13:28.385	5:55.366	90.870
3	19:17.619	5:49.234	92.465
4	25:05.530	5:47.911	92.817
5	30:48.834	5:43.304	94.062
6	36:31.378	5:42.544	94.271

Qualifying Classification

Position

5 **28 Jon VINCENT**

125 Behind **10.176**

Best Time **5:43.982** Best Speed **93.877** On 4 Gp a

Lap	Elapsed Time	Lap Time	Lap Speed
1	6:47.151	6:47.151	78.074
2	12:38.182	5:51.031	91.992
3	18:25.142	5:46.960	93.071
4	24:09.124	5:43.982	93.877
5	29:58.365	5:49.241	92.463
6	40:12.677	10:14.312	52.566

6 **16 Nigel MOORE**

125 Behind **12.113**

Best Time **5:45.919** Best Speed **93.351** On 6 Gp a

Lap	Elapsed Time	Lap Time	Lap Speed
1	6:57.724	6:57.724	76.098
2	13:07.966	6:10.242	87.219
3	19:03.682	5:55.716	90.780
4	24:53.097	5:49.415	92.417
5	30:39.467	5:46.370	93.230
6	36:25.386	5:45.919	93.351

7 **6 Stephan SAVELKOULS**

125 Behind **14.061**

Best Time **5:47.867** Best Speed **92.829** On 5 Gp a

Lap	Elapsed Time	Lap Time	Lap Speed
1	9:50.161	9:50.161	53.863
2	15:55.249	6:05.088	88.450
3	21:57.457	6:02.208	89.153
4	31:49.387	9:51.930	54.554
5	37:37.254	5:47.867	92.829

8 **26 Phil HARVEY**

125 Behind **17.331**

Best Time **5:51.137** Best Speed **91.964** On 6 Gp a

Lap	Elapsed Time	Lap Time	Lap Speed
1	6:48.813	6:48.813	77.757
2	12:46.541	5:57.728	90.270
3	18:41.325	5:54.784	91.019
4	24:34.712	5:53.387	91.379
5	30:26.604	5:51.892	91.767
6	36:17.741	5:51.137	91.964



RELENTLESS International NORTH WEST 200
in association with Blackhorse
125 cc



First Qualifying

Tuesday, 11 May 2010

DETAILED RESULT

Qualifying Classification

Position

9 **4 Philip WAKEFIELD**
125 Behind **19.057**
Best Time **5:52.863** Best Speed **91.514** On **6** Gp **a**

Lap	Elapsed Time	Lap Time	Lap Speed
1	7:25.665	7:25.665	71.327
2	13:28.834	6:03.169	88.917
3	19:27.840	5:59.006	89.948
4	25:28.373	6:00.533	89.567
5	31:24.922	5:56.549	90.568
6	37:17.785	5:52.863	91.514

10 **30 Graham WILSON**
125 Behind **20.371**
Best Time **5:54.177** Best Speed **91.175** On **5** Gp **a**

Lap	Elapsed Time	Lap Time	Lap Speed
1	6:56.107	6:56.107	76.394
2	13:10.642	6:14.535	86.219
3	19:10.355	5:59.713	89.772
4	25:04.617	5:54.262	91.153
5	30:58.794	5:54.177	91.175

11 **32 Paul JORDAN**
125 Behind **21.919**
Best Time **5:55.725** Best Speed **90.778** On **4** Gp **a**

Lap	Elapsed Time	Lap Time	Lap Speed
1	9:49.843	9:49.843	53.892
2	16:33.306	6:43.463	80.037
3	22:35.215	6:01.909	89.227
4	28:30.940	5:55.725	90.778
5	34:28.374	5:57.434	90.344

12 **11 Peter WAKEFIELD**
125 Behind **22.159**
Best Time **5:55.965** Best Speed **90.717** On **6** Gp **a**

Lap	Elapsed Time	Lap Time	Lap Speed
1	7:20.056	7:20.056	72.236
2	13:27.591	6:07.535	87.861
3	19:28.473	6:00.882	89.481
4	25:26.653	5:58.180	90.156
5	31:23.115	5:56.462	90.590
6	37:19.080	5:55.965	90.717

Qualifying Classification

Position

13 **14 Jack SANDS**
125 Behind **26.553**
Best Time **6:00.359** Best Speed **89.611** On **6** Gp **a**

Lap	Elapsed Time	Lap Time	Lap Speed
1	7:17.526	7:17.526	72.654
2	13:26.918	6:09.392	87.419
3	19:32.269	6:05.351	88.386
4	25:33.914	6:01.645	89.292
5	31:35.764	6:01.850	89.241
6	37:36.123	6:00.359	89.611

14 **25 Neil DURHAM**
125 Behind **28.212**
Best Time **6:02.018** Best Speed **89.200** On **5** Gp **a**

Lap	Elapsed Time	Lap Time	Lap Speed
1	9:34.342	9:34.342	55.347
2	16:11.219	6:36.877	81.365
3	23:24.375	7:13.156	74.551
4	29:31.040	6:06.665	88.069
5	35:33.058	6:02.018	89.200

15 **31 Daley MATHISON**
125 Behind **31.917**
Best Time **6:05.723** Best Speed **88.296** On **5** Gp **a**

Lap	Elapsed Time	Lap Time	Lap Speed
1	9:33.886	9:33.886	55.391
2	16:12.937	6:39.051	80.922
3	23:15.494	7:02.557	76.420
4	29:23.421	6:07.927	87.767
5	35:29.144	6:05.723	88.296

16 **21 Joe PHILLIPS**
125 Behind **32.734**
Best Time **6:06.540** Best Speed **88.100** On **3** Gp **a**

Lap	Elapsed Time	Lap Time	Lap Speed
1	7:28.611	7:28.611	70.859
2	13:43.499	6:14.888	86.138
3	19:50.039	6:06.540	88.100
4	25:58.074	6:08.035	87.742
5	32:10.695	6:12.621	86.662



First Qualifying

Tuesday, 11 May 2010

DETAILED RESULT

Qualifying Classification

Position

17 10 Ian MORRELL

125 Behind 34.852

Best Time 6:08.658 Best Speed 87.593 On 5 Gp a

Lap	Elapsed Time	Lap Time	Lap Speed
1	7:30.023	7:30.023	70.636
2	13:45.052	6:15.029	86.105
3	19:58.089	6:13.037	86.565
4	26:09.345	6:11.256	86.980
5	32:18.003	6:08.658	87.593
6	38:30.500	6:12.497	86.691

18 8 Darren GILPIN

125 Behind 34.963

Best Time 6:08.769 Best Speed 87.567 On 3 Gp a

Lap	Elapsed Time	Lap Time	Lap Speed
1	7:27.755	7:27.755	70.994
2	13:43.143	6:15.388	86.023
3	19:51.912	6:08.769	87.567
4	26:05.350	6:13.438	86.472
5	32:31.015	6:25.665	83.731
6	39:51.894	7:20.879	73.245

Non Qualifiers

Position

20 Dylan DAVIES

125 Behind 44.793

Best Time 6:18.599 Best Speed 85.293 On 2 Gp a

Lap	Elapsed Time	Lap Time	Lap Speed
1	9:08.555	9:08.555	57.949
2	15:27.154	6:18.599	85.293

18 Paul ROBINSON

125 Behind 1:59.800

Best Time 7:33.606 Best Speed 71.190 On 1 Gp a

Lap	Elapsed Time	Lap Time	Lap Speed
1	7:33.606	7:33.606	70.078

RELENTLESS International NORTH WEST 200
in association with Blackhorse
125 cc



First Qualifying

Tuesday, 11 May 2010

DETAILED RESULT



Speed Trap125cc First Qualifying

<u>No.</u>	<u>Name</u>	<u>Lap 1</u>	<u>Lap 2</u>	<u>Lap 3</u>	<u>Lap 4</u>	<u>Lap 5</u>	<u>Lap 6</u>
1	William DUNLOP	128			126	136	
2	Renzo van der DONCKT	122	129	138	138	137	
4	Philip WAKEFIELD	116		129		125	127
5	Chris PALMER	140	135	139	139	139	
6	Stephan SAVELKOULS		135	134		130	138
8	Darren GILPIN	125	127		126	136	125
9	Wayne KENNEDY	124					
10	Ian MORRELL	123		127	127	130	125
11	Peter WAKEFIELD	130			128	129	129
14	Jack SANDS	129		131	129		130
16	Nigel MOORE	120	131	130	130	131	
20	Dylan DAVIES			120			
21	Joe PHILLIPS	115			119	120	
25	Neil DURHAM			129	131	132	
26	Phil HARVEY	132	132	131	131	132	
28	Jon VINCENT	132	130	131	130		
30	Graham WILSON		131				
31	Daley MATHISON				123	125	
32	Paul JORDAN			131	133	131	
33	Sam DUNLOP	123	136	135	135	133	135

RELENTLESS International NORTH WEST 200 in association with Blackhorse

125 cc

Second Qualifying

Thursday, 13 May 2010




Qualifying Time **6:48.728** Qualifying Speed **79.006**

Pos	Class	No	Name	Machine / Sponsor	Time	Best Lap Behind	Speed	On	Total Laps	Qualifying Laps
Qualifying Classification										
1	125 cc	18	Paul ROBINSON	Honda - Impact Conveyor Parts	5:35.468		96.260	5	5	4
2	125 cc	32	Paul JORDAN	Honda - D & G W Racing	5:47.001	11.533	93.060	4	4	2
3	125 cc	25	Neil DURHAM	Aprilia - Moto Strada	5:50.528	15.060	92.124	5	5	3
4	125 cc	16	Nigel MOORE	Honda	5:52.595	17.127	91.584	5	5	5
5	125 cc	31	Daley MATHISON	Honda - DDM Racing	5:55.669	20.201	90.792	4	4	2
6	125 cc	9	Wayne KENNEDY	Honda - Harp Farm	5:57.728	22.260	90.270	4	5	3
7	125 cc	20	Dylan DAVIES	Honda	6:02.997	27.529	88.959	4	5	4
8	125 cc	30	Graham WILSON	Honda	6:03.282	27.814	88.890	2	2	2
9	125 cc	14	Jack SANDS	Honda	6:05.510	30.042	88.348	5	5	4
10	125 cc	28	Jon VINCENT	Honda - JVR	6:05.722	30.254	88.297	3	3	2
11	125 cc	11	Peter WAKEFIELD	Honda - PW Racing	6:05.920	30.452	88.249	3	4	3
12	125 cc	6	Stephan SAVELKOULS	Honda - Racing Team Kockengen	6:06.826	31.358	88.031	4	4	2
13	125 cc	21	Joe PHILLIPS	Honda	6:07.752	32.284	87.809	2	4	2
14	125 cc	26	Phil HARVEY	Honda	6:08.080	32.612	87.731	2	4	3
15	125 cc	4	Philip WAKEFIELD	Honda - PWR / Sandbach Scrap Metal	6:13.379	37.911	86.486	2	4	2
16	125 cc	10	Ian MORRELL	Honda	6:14.889	39.421	86.137	4	4	2
17	125 cc	15	Raymond HODGES	Honda - TT Racing	6:15.245	39.777	86.056	5	5	4
18	125 cc	8	Darren GILPIN	Honda - Trevor Dixon Racing	6:26.382	50.914	83.575	3	4	2
19	125 cc	19	Ray HUTCHISON	Honda	6:35.530	1:00.062	81.642	2	5	3

Non Qualifiers

125 cc	33	Sam DUNLOP	Honda	5:47.569	12.101	92.908	4	4	<u>1</u>
125 cc	2	Renzo van der DONCKT	Honda	5:51.354	15.886	91.907	3	3	<u>1</u>
125 cc	23	Wayne HAMILTON	Honda - Track Day Tools	6:44.676	1:09.208	79.797	2	4	<u>1</u>
125 cc	22	Mark SHIELDS	Honda	6:55.733	1:20.265	77.675	3	4	<u>0</u>
125 cc	1	William DUNLOP	Honda - James Delaney	7:55.912	2:20.444	67.853	1	2	<u>0</u>

These Results are provisional and are subject to ratification by the Stewards of the Meeting.

Track	The Triangle	Signed		Organising Club	Coleraine & District Motor Club
Length(miles)	8.9700 Lap 1 (8.8300)		Chief Timekeeper	Qualifying Started	13:32:16.562
Weather	Cloudy	Issued At:	14:09:40		
Track	Damp				



MCUI
Ulster Centre
Timing
www.elaps-timing.com



Powered by
e-Laps II
© 2010
Walter Marks



RELENTLESS International NORTH WEST 200

in association with Blackhorse
125 cc



Second Qualifying

Thursday, 13 May 2010

DETAILED RESULT

Qualifying Classification

Position

1	18 Paul ROBINSON	125 cc	Behind			
Best Time	5:35.468	Best Speed	96.260	On	5	Gp a
Lap	Elapsed Time	Lap Time	Lap Speed			
1	7:08.509	7:08.509	74.183			
2	13:02.555	5:54.046	91.208			
3	18:44.619	5:42.064	94.403			
4	24:20.911	5:36.292	96.024			
5	29:56.379	5:35.468	96.260			

2	32 Paul JORDAN	125 cc	Behind	11.533		
Best Time	5:47.001	Best Speed	93.060	On	4	Gp a
Lap	Elapsed Time	Lap Time	Lap Speed			
1	8:58.098	8:58.098	59.075			
2	20:57.342	11:59.244	44.897			
3	26:48.870	5:51.528	91.862			
4	32:35.871	5:47.001	93.060			

3	25 Neil DURHAM	125 cc	Behind	15.060		
Best Time	5:50.528	Best Speed	92.124	On	5	Gp a
Lap	Elapsed Time	Lap Time	Lap Speed			
1	7:54.971	7:54.971	66.926			
2	15:30.053	7:35.082	70.959			
3	21:33.530	6:03.477	88.842			
4	27:27.150	5:53.620	91.318			
5	33:17.678	5:50.528	92.124			

4	16 Nigel MOORE	125 cc	Behind	17.127		
Best Time	5:52.595	Best Speed	91.584	On	5	Gp a
Lap	Elapsed Time	Lap Time	Lap Speed			
1	6:40.310	6:40.310	79.408			
2	12:50.766	6:10.456	87.168			
3	18:56.278	6:05.512	88.347			
4	25:00.950	6:04.672	88.551			
5	30:53.545	5:52.595	91.584			

Qualifying Classification

Position

5	31 Daley MATHISON	125 cc	Behind	20.201		
Best Time	5:55.669	Best Speed	90.792	On	4	Gp a
Lap	Elapsed Time	Lap Time	Lap Speed			
1	9:08.318	9:08.318	57.974			
2	22:03.507	12:55.189	41.657			
3	28:02.133	5:58.626	90.044			
4	33:57.802	5:55.669	90.792			

6	9 Wayne KENNEDY	125 cc	Behind	22.260		
Best Time	5:57.728	Best Speed	90.270	On	4	Gp a
Lap	Elapsed Time	Lap Time	Lap Speed			
1	7:08.005	7:08.005	74.270			
2	13:15.555	6:07.550	87.857			
3	19:19.195	6:03.640	88.802			
4	25:16.923	5:57.728	90.270			
5	32:55.857	7:38.934	70.363			

7	20 Dylan DAVIES	125 cc	Behind	27.529		
Best Time	6:02.997	Best Speed	88.959	On	4	Gp a
Lap	Elapsed Time	Lap Time	Lap Speed			
1	7:20.902	7:20.902	72.098			
2	13:35.291	6:14.389	86.253			
3	19:46.531	6:11.240	86.984			
4	25:49.528	6:02.997	88.959			
5	31:54.362	6:04.834	88.511			

8	30 Graham WILSON	125 cc	Behind	27.814		
Best Time	6:03.282	Best Speed	88.890	On	2	Gp a
Lap	Elapsed Time	Lap Time	Lap Speed			
1	6:32.113	6:32.113	81.068			
2	12:35.395	6:03.282	88.890			

9	14 Jack SANDS	125 cc	Behind	30.042		
Best Time	6:05.510	Best Speed	88.348	On	5	Gp a
Lap	Elapsed Time	Lap Time	Lap Speed			
1	6:59.212	6:59.212	75.828			
2	13:17.921	6:18.709	85.269			
3	19:30.852	6:12.931	86.590			
4	25:37.779	6:06.927	88.007			
5	31:43.289	6:05.510	88.348			

RELENTLESS International NORTH WEST 200
in association with Blackhorse
125 cc



Second Qualifying

Thursday, 13 May 2010

DETAILED RESULT

Qualifying Classification

Position

19 19 Ray HUTCHISON

125 cc Behind **1:00.062**

Best Time **6:35.530** Best Speed **81.642** On **2** Gp **a**

Lap	Elapsed Time	Lap Time	Lap Speed
1	7:05.309	7:05.309	74.741
2	13:40.839	6:35.530	81.642
3	20:33.824	6:52.985	78.192
4	27:18.712	6:44.888	79.755
5	34:02.748	6:44.036	79.924

Non Qualifiers

Position

33 Sam DUNLOP

125 cc Behind **12.101**

Best Time **5:47.569** Best Speed **92.908** On **4** Gp **a**

Lap	Elapsed Time	Lap Time	Lap Speed
1	7:25.618	7:25.618	71.335
2	16:53.107	9:27.489	56.903
3	28:49.235	11:56.128	45.092
4	34:36.804	5:47.569	92.908

2 Renzo van der DONCKT

125 cc Behind **15.886**

Best Time **5:51.354** Best Speed **91.907** On **3** Gp **a**

Lap	Elapsed Time	Lap Time	Lap Speed
1	15:32.201	15:32.201	34.100
2	26:07.293	10:35.092	50.846
3	31:58.647	5:51.354	91.907

1 William DUNLOP

125 cc Behind **2:20.444**

Best Time **7:55.912** Best Speed **67.853** On **1** Gp **a**

Lap	Elapsed Time	Lap Time	Lap Speed
1	7:55.912	7:55.912	66.794
2	19:30.966	11:35.054	46.460



Speed Trap125cc Second Qualifying

<u>No.</u>	<u>Name</u>	<u>Lap 1</u>	<u>Lap 2</u>	<u>Lap 3</u>	<u>Lap 4</u>
1	William DUNLOP		109	115	
2	Renzo van der DONCKT	114		128	130
4	Philip WAKEFIELD	118		118	
5	Chris PALMER	130			
6	Stephan SAVELKOULS	123			127
8	Darren GILPIN		110	107	
9	Wayne KENNEDY		121	127	109
10	Ian MORRELL		120	119	
11	Peter WAKEFIELD		116	116	
14	Jack SANDS	119	12	110	119
15	Raymond HODGES	116	108	116	
16	Nigel MOORE		119	120	105
18	Paul ROBINSON	120	130		
19	Ray HUTCHISON		101	106	101
20	Dylan DAVIES	119	117	122	117
21	Joe PHILLIPS	112	115	112	
22	Mark SHIELDS	106		102	
23	Wayne HAMILTON	103		109	
25	Neil DURHAM	126	127		
26	Phil HARVEY	126	124	126	
28	Jon VINCENT	116	120	120	
30	Graham WILSON	112	122		
31	Daley MATHISON			105	
32	Paul JORDAN			129	
33	Sam DUNLOP	130		127	


RELENTLESS International NORTH WEST 200 in association with Blackhorse



125 cc
Combined Qualifying
Thursday 13 May 2010

Pos	Class	No	Name	-----Best Time / Qual Laps-----		Overall Best Time / Speed / Total Qual Laps
				Session A	Session B	
Qualifying Classification						
1	125	1	William DUNLOP	5:33.806	3	7:55.912 0 5:33.806 96.739 3
2	125	18	Paul ROBINSON	7:33.606	0	5:35.468 4 5:35.468 96.260 4
3	125	5	Chris PALMER	5:38.797	6	----- 5:38.797 95.314 6
4	125	2	Renzo van der DONCKT	5:42.277	4	5:51.354 1 5:42.277 94.345 5
5	125	33	Sam DUNLOP	5:42.544	5	5:47.569 1 5:42.544 94.271 6
6	125	28	Jon VINCENT	5:43.982	4	6:05.722 2 5:43.982 93.877 6
7	125	16	Nigel MOORE	5:45.919	5	5:52.595 5 5:45.919 93.351 10
8	125	32	Paul JORDAN	5:55.725	3	5:47.001 2 5:47.001 93.060 5
9	125	6	Stephan SAVELKOULS	5:47.867	3	6:06.826 2 5:47.867 92.829 5
10	125	25	Neil DURHAM	6:02.018	3	5:50.528 3 5:50.528 92.124 6
11	125	26	Phil HARVEY	5:51.137	5	6:08.080 3 5:51.137 91.964 8
12	125	4	Philip WAKEFIELD	5:52.863	5	6:13.379 2 5:52.863 91.514 7
13	125	30	Graham WILSON	5:54.177	4	6:03.282 2 5:54.177 91.175 6
14	125	31	Daley MATHISON	6:05.723	3	5:55.669 2 5:55.669 90.792 5
15	125	11	Peter WAKEFIELD	5:55.965	5	6:05.920 3 5:55.965 90.717 8
16	125	9	Wayne KENNEDY	-----		5:57.728 3 5:57.728 90.270 3
17	125	14	Jack SANDS	6:00.359	5	6:05.510 4 6:00.359 89.611 9
18	125	20	Dylan DAVIES	6:18.599	1	6:02.997 4 6:02.997 88.959 5
19	125	21	Joe PHILLIPS	6:06.540	4	6:07.752 2 6:06.540 88.100 6
20	125	10	Ian MORRELL	6:08.658	5	6:14.889 2 6:08.658 87.593 7
21	125	8	Darren GILPIN	6:08.769	4	6:26.382 2 6:08.769 87.567 6
22	125	15	Raymond HODGES	-----		6:15.245 4 6:15.245 86.056 4
23	125	19	Ray HUTCHISON	-----		6:35.530 3 6:35.530 81.642 3
Non Qualifiers						
	125	22	Mark SHIELDS	-----		6:55.733 0 0
	125	23	Wayne HAMILTON	-----		6:44.676 1 1

These Results are provisional and are subject to ratification by the Stewards of the Meeting.



Track	The Triangle	Signed	 Chief Timekeeper	Organising Club	Coleraine & District Motor Club
Length(miles)	8.9700 Lap 1 (8.8300)	Issued At:			
Weather					
Track					



McKENDRY FABRICATIONS 125cc RACE

RACE NUMBER: 3

GROUP: A



4
WAKEFIELD

26
HARVEY

25
DURHAM

ROW 4

6
SAVELKOULS

32
JORDAN

16
MOORE

ROW 3

28
VINCENT

33
S DUNLOP

2
v d DONCKT

ROW 2

5
PALMER

18
ROBINSON

1
W DUNLOP

ROW 1



POLE

McKENDRY FABRICATIONS 125cc RACE

RACE NUMBER: 3

GROUP: B

[Empty box]

[Empty box]

[Empty box]

[Empty box]

[Empty box]

[Empty box]

[Empty box]

[Empty box]

[Empty box]

[Empty box]

[Empty box]

[Empty box]

[Empty box]

19
HUTCHISON

15
HODGES

ROW 8

8
GILPIN

10
MORRELL

21
PHILLIPS

ROW 7

20
DAVIES

14
SANDS

9
KENNEDY

ROW 6

11
WAKEFIELD

31
MATHISON

30
WILSON

ROW 5

RELENTLESS International NORTH WEST 200 in association with Blackhorse

125 cc

Race 3 - McKendry Fabrications 125cc

Saturday, 15 May 2010



Pos	Class	No	Name	Machine / Sponsor	Gp	Laps	Total Time	Behind	Speed	-----Best Lap-----		
										Time	Speed	On
Race Classification												
1	125	18	Paul ROBINSON	Honda - Impact Conveyor Parts	a	4	22:09.114		96.804	5:32.513	97.115	3
2	125	28	Jon VINCENT	Honda - JVR	a	4	22:17.727	8.613	96.181	5:34.732	96.471	3
3	125	2	Renzo van der DONCKT	Honda	a	4	22:29.338	20.224	95.353	5:37.806	95.593	4
4	125	25	Neil DURHAM	Aprilia - Moto Strada	a	4	22:35.007	25.893	94.954	5:36.567	95.945	4
5	125	6	Stephan SAVELKOULS	Honda - Racing Team Kockengen	a	4	22:35.534	26.420	94.918	5:36.883	95.855	4
6	125	33	Sam DUNLOP	Honda	a	4	22:35.691	26.577	94.907	5:37.634	95.642	4
7	125	16	Nigel MOORE	Honda	a	4	22:35.776	26.662	94.901	5:36.988	95.825	4
8	125	9	Wayne KENNEDY	Honda - Harp Farm	b	4	23:13.225	1:04.111	92.350	5:48.415	92.683	4
9	125	20	Dylan DAVIES	Honda	b	4	23:14.230	1:05.116	92.283	5:48.740	92.596	4
10	125	4	Philip WAKEFIELD	Honda - PWR / Sandbach Scrap Metal	a	4	23:21.897	1:12.783	91.778	5:50.876	92.033	3
11	125	11	Peter WAKEFIELD	Honda - PW Racing	b	4	23:28.795	1:19.681	91.329	5:52.687	91.560	4
12	125	31	Daley MATHISON	Honda - DDM Racing	b	4	23:47.371	1:38.257	90.141	5:52.087	91.716	4
13	125	14	Jack SANDS	Honda	b	4	23:51.323	1:42.209	89.892	5:59.117	89.921	4
14	125	21	Joe PHILLIPS	Honda	b	4	23:51.428	1:42.314	89.885	5:57.526	90.321	3
15	125	15	Raymond HODGES	Honda - TT Racing	b	4	24:25.086	2:15.972	87.820	6:02.865	88.992	4
16	125	8	Darren GILPIN	Honda - Trevor Dixon Racing	b	4	24:39.565	2:30.451	86.961	6:07.086	87.968	3


Fastest Lap / New Lap Record 97.115 mph

125	18	Paul ROBINSON	Honda - Impact Conveyor Parts	a						5:32.513	97.115	3
-----	----	---------------	-------------------------------	---	--	--	--	--	--	----------	--------	---

Not Classified

DNF	125	5	Chris PALMER	Honda - Mannin Collections Racing	a	3	16:42.463	1 Lap	96.135	5:34.265	96.606	2
DNF	125	19	Ray HUTCHISON	Honda	b	2	13:28.637	2 Laps	79.244	7:22.651	72.951	2
DNF	125	1	William DUNLOP	Honda - James Delaney	a	1	5:26.350	3 Laps	97.405			

These Results are provisional and are subject to ratification by the Stewards of the Meeting.

Track	The Triangle	Signed		Organising Club	Coleraine & District Motor C
Length(miles)	8.9700 Lap 1 (8.8300)		Chief Timekeeper	Warmup Started	
Weather	Cloudy			Race Started	13:28:52.858
Track	Dry	Issued At:	13:55:27	Gp Time Diff - b	27.76



MCUI
Ulster Centre
Timing
www.elaps-timing.com



RELENTLESS International NORTH WEST 200 in association with Blackhorse

125 cc

Race 3 - McKendry Fabrications 125cc

Saturday, 15 May 2010

DETAILED RESULT



Race Classification

1 18 Paul ROBINSON

Total Time **22:09.114** Avg Speed **96.804** Behind
Best Time **5:32.513** Best Speed **97.115** On 3 Gp a

Lap	Elapsed Time	Lap Time	Lap Speed
1	5:28.857	5:28.857	96.662
2	11:02.126	5:33.269	96.895
3	16:34.639	5:32.513	97.115
4	22:09.114	5:34.475	96.545

2 28 Jon VINCENT

Total Time **22:17.727** Avg Speed **96.181** Behind **8.613**
Best Time **5:34.732** Best Speed **96.471** On 3 Gp a

Lap	Elapsed Time	Lap Time	Lap Speed
1	5:30.314	5:30.314	96.236
2	11:05.155	5:34.841	96.440
3	16:39.887	5:34.732	96.471
4	22:17.727	5:37.840	95.584

3 2 Renzo van der DONCKT

Total Time **22:29.338** Avg Speed **95.353** Behind **20.224**
Best Time **5:37.806** Best Speed **95.593** On 4 Gp a

Lap	Elapsed Time	Lap Time	Lap Speed
1	5:33.750	5:33.750	95.245
2	11:13.130	5:39.380	95.150
3	16:51.532	5:38.402	95.425
4	22:29.338	5:37.806	95.593

4 25 Neil DURHAM

Total Time **22:35.007** Avg Speed **94.954** Behind **25.893**
Best Time **5:36.567** Best Speed **95.945** On 4 Gp a

Lap	Elapsed Time	Lap Time	Lap Speed
1	5:37.283	5:37.283	94.247
2	11:17.876	5:40.593	94.811
3	16:58.440	5:40.564	94.819
4	22:35.007	5:36.567	95.945

5 6 Stephan SAVELKOULS

Total Time **22:35.534** Avg Speed **94.918** Behind **26.420**
Best Time **5:36.883** Best Speed **95.855** On 4 Gp a

Lap	Elapsed Time	Lap Time	Lap Speed
1	5:37.993	5:37.993	94.049
2	11:19.313	5:41.320	94.609
3	16:58.651	5:39.338	95.162
4	22:35.534	5:36.883	95.855

Race Classification

6 33 Sam DUNLOP

Total Time **22:35.691** Avg Speed **94.907** Behind **26.577**
Best Time **5:37.634** Best Speed **95.642** On 4 Gp a

Lap	Elapsed Time	Lap Time	Lap Speed
1	5:39.359	5:39.359	93.671
2	11:19.082	5:39.723	95.054
3	16:58.057	5:38.975	95.264
4	22:35.691	5:37.634	95.642

7 16 Nigel MOORE

Total Time **22:35.776** Avg Speed **94.901** Behind **26.662**
Best Time **5:36.988** Best Speed **95.825** On 4 Gp a

Lap	Elapsed Time	Lap Time	Lap Speed
1	5:38.099	5:38.099	94.020
2	11:19.468	5:41.369	94.596
3	16:58.788	5:39.320	95.167
4	22:35.776	5:36.988	95.825

8 9 Wayne KENNEDY

Total Time **23:13.225** Avg Speed **92.350** Behind **1:04.111**
Best Time **5:48.415** Best Speed **92.683** On 4 Gp b

Lap	Elapsed Time	Lap Time	Lap Speed
1	5:44.347	5:44.347	92.314
2	11:35.897	5:51.550	91.856
3	17:24.810	5:48.913	92.550
4	23:13.225	5:48.415	92.683

9 20 Dylan DAVIES

Total Time **23:14.230** Avg Speed **92.283** Behind **1:05.116**
Best Time **5:48.740** Best Speed **92.596** On 4 Gp b

Lap	Elapsed Time	Lap Time	Lap Speed
1	5:44.887	5:44.887	92.169
2	11:35.736	5:50.849	92.040
3	17:25.490	5:49.754	92.328
4	23:14.230	5:48.740	92.596

10 4 Philip WAKEFIELD

Total Time **23:21.897** Avg Speed **91.778** Behind **1:12.783**
Best Time **5:50.876** Best Speed **92.033** On 3 Gp a

Lap	Elapsed Time	Lap Time	Lap Speed
1	5:46.859	5:46.859	91.645
2	11:39.972	5:53.113	91.449
3	17:30.848	5:50.876	92.033
4	23:21.897	5:51.049	91.987

RELENTLESS International NORTH WEST 200 in association with Blackhorse

125 cc

Race 3 - McKendry Fabrications 125cc

Saturday, 15 May 2010

DETAILED RESULT



Race Classification

11 11 Peter WAKEFIELD

Total Time **23:28.795** Avg Speed **91.329** Behind **1:19.681**
Best Time **5:52.687** Best Speed **91.560** On **4** Gp **b**

Lap	Elapsed Time	Lap Time	Lap Speed
1	5:48.126	5:48.126	91.312
2	11:42.173	5:54.047	91.208
3	17:36.108	5:53.935	91.237
4	23:28.795	5:52.687	91.560

12 31 Daley MATHISON

Total Time **23:47.371** Avg Speed **90.141** Behind **1:38.257**
Best Time **5:52.087** Best Speed **91.716** On **4** Gp **b**

Lap	Elapsed Time	Lap Time	Lap Speed
1	6:04.528	6:04.528	87.203
2	12:02.422	5:57.894	90.228
3	17:55.284	5:52.862	91.515
4	23:47.371	5:52.087	91.716

13 14 Jack SANDS

Total Time **23:51.323** Avg Speed **89.892** Behind **1:42.209**
Best Time **5:59.117** Best Speed **89.921** On **4** Gp **b**

Lap	Elapsed Time	Lap Time	Lap Speed
1	5:52.868	5:52.868	90.085
2	11:52.487	5:59.619	89.795
3	17:52.206	5:59.719	89.770
4	23:51.323	5:59.117	89.921

14 21 Joe PHILLIPS

Total Time **23:51.428** Avg Speed **89.885** Behind **1:42.314**
Best Time **5:57.526** Best Speed **90.321** On **3** Gp **b**

Lap	Elapsed Time	Lap Time	Lap Speed
1	5:53.116	5:53.116	90.021
2	11:55.634	6:02.518	89.077
3	17:53.160	5:57.526	90.321
4	23:51.428	5:58.268	90.134

15 15 Raymond HODGES

Total Time **24:25.086** Avg Speed **87.820** Behind **2:15.972**
Best Time **6:02.865** Best Speed **88.992** On **4** Gp **b**

Lap	Elapsed Time	Lap Time	Lap Speed
1	6:04.349	6:04.349	87.246
2	12:14.412	6:10.063	87.261
3	18:22.221	6:07.809	87.796
4	24:25.086	6:02.865	88.992

Race Classification

16 8 Darren GILPIN

Total Time **24:39.565** Avg Speed **86.961** Behind **2:30.451**
Best Time **6:07.086** Best Speed **87.968** On **3** Gp **b**

Lap	Elapsed Time	Lap Time	Lap Speed
1	6:05.359	6:05.359	87.005
2	12:14.650	6:09.291	87.443
3	18:21.736	6:07.086	87.968
4	24:39.565	6:17.829	85.467

Not Classified

DNF 5 Chris PALMER

Total Time **16:42.463** Avg Speed **96.135** Behind **1 Lap**
Best Time **5:34.265** Best Speed **96.606** On **2** Gp **a**

Lap	Elapsed Time	Lap Time	Lap Speed
1	5:29.521	5:29.521	96.467
2	11:03.786	5:34.265	96.606
3	16:42.463	5:38.677	95.347

DNF 19 Ray HUTCHISON

Total Time **13:28.637** Avg Speed **79.244** Behind **2 Laps**
Best Time **7:22.651** Best Speed **72.951** On **2** Gp **b**

Lap	Elapsed Time	Lap Time	Lap Speed
1	6:05.986	6:05.986	86.856
2	13:28.637	7:22.651	72.951

DNF 1 William DUNLOP

Total Time **5:26.350** Avg Speed **97.405** Behind **3 Laps**
Best Time **Best Speed** On **Gp a**

Lap	Elapsed Time	Lap Time	Lap Speed
1	5:26.350	5:26.350	97.405



RELENTLESS International NORTH WEST 200 in association with Blackhorse

125 cc

Race 3 - McKendry Fabrications 125cc

LAP CHART



1

No	Name	G	Elapsed Time	Lap Time
1	William DUNLOP	a	5:26.350	5:26.350
18	Paul ROBINSON	a	5:28.857	5:28.857
5	Chris PALMER	a	5:29.521	5:29.521
28	Jon VINCENT	a	5:30.314	5:30.314
2	Renzo van der DONCKT	a	5:33.750	5:33.750
25	Neil DURHAM	a	5:37.283	5:37.283
6	Stephan SAVELKOULS	a	5:37.993	5:37.993
16	Nigel MOORE	a	5:38.099	5:38.099
33	Sam DUNLOP	a	5:39.359	5:39.359
9	Wayne KENNEDY	b	5:44.347	5:44.347
20	Dylan DAVIES	b	5:44.887	5:44.887
4	Philip WAKEFIELD	a	5:46.859	5:46.859
11	Peter WAKEFIELD	b	5:48.126	5:48.126
14	Jack SANDS	b	5:52.868	5:52.868
21	Joe PHILLIPS	b	5:53.116	5:53.116
15	Raymond HODGES	b	6:04.349	6:04.349
31	Daley MATHISON	b	6:04.528	6:04.528
8	Darren GILPIN	b	6:05.359	6:05.359
19	Ray HUTCHISON	b	6:05.986	6:05.986

3

No	Name	G	Elapsed Time	Lap Time
18	Paul ROBINSON	a	16:34.639	5:32.513
28	Jon VINCENT	a	16:39.887	5:34.732
5	Chris PALMER	a	16:42.463	5:38.677
2	Renzo van der DONCKT	a	16:51.532	5:38.402
33	Sam DUNLOP	a	16:58.057	5:38.975
25	Neil DURHAM	a	16:58.440	5:40.564
6	Stephan SAVELKOULS	a	16:58.651	5:39.338
16	Nigel MOORE	a	16:58.788	5:39.320
9	Wayne KENNEDY	b	17:24.810	5:48.913
20	Dylan DAVIES	b	17:25.490	5:49.754
4	Philip WAKEFIELD	a	17:30.848	5:50.876
11	Peter WAKEFIELD	b	17:36.108	5:53.935
14	Jack SANDS	b	17:52.206	5:59.719
21	Joe PHILLIPS	b	17:53.160	5:57.526
31	Daley MATHISON	b	17:55.284	5:52.862
8	Darren GILPIN	b	18:21.736	6:07.086
15	Raymond HODGES	b	18:22.221	6:07.809

2

No	Name	G	Elapsed Time	Lap Time
18	Paul ROBINSON	a	11:02.126	5:33.269
5	Chris PALMER	a	11:03.786	5:34.265
28	Jon VINCENT	a	11:05.155	5:34.841
2	Renzo van der DONCKT	a	11:13.130	5:39.380
25	Neil DURHAM	a	11:17.876	5:40.593
33	Sam DUNLOP	a	11:19.082	5:39.723
6	Stephan SAVELKOULS	a	11:19.313	5:41.320
16	Nigel MOORE	a	11:19.468	5:41.369
20	Dylan DAVIES	b	11:35.736	5:50.849
9	Wayne KENNEDY	b	11:35.897	5:51.550
4	Philip WAKEFIELD	a	11:39.972	5:53.113
11	Peter WAKEFIELD	b	11:42.173	5:54.047
14	Jack SANDS	b	11:52.487	5:59.619
21	Joe PHILLIPS	b	11:55.634	6:02.518
31	Daley MATHISON	b	12:02.422	5:57.894
15	Raymond HODGES	b	12:14.412	6:10.063
8	Darren GILPIN	b	12:14.650	6:09.291
19	Ray HUTCHISON	b	13:28.637	7:22.651

4

No	Name	G	Elapsed Time	Lap Time
18	Paul ROBINSON	a	22:09.114	5:34.475
28	Jon VINCENT	a	22:17.727	5:37.840
2	Renzo van der DONCKT	a	22:29.338	5:37.806
25	Neil DURHAM	a	22:35.007	5:36.567
6	Stephan SAVELKOULS	a	22:35.534	5:36.883
33	Sam DUNLOP	a	22:35.691	5:37.634
16	Nigel MOORE	a	22:35.776	5:36.988
9	Wayne KENNEDY	b	23:13.225	5:48.415
20	Dylan DAVIES	b	23:14.230	5:48.740
4	Philip WAKEFIELD	a	23:21.897	5:51.049
11	Peter WAKEFIELD	b	23:28.795	5:52.687
31	Daley MATHISON	b	23:47.371	5:52.087
14	Jack SANDS	b	23:51.323	5:59.117
21	Joe PHILLIPS	b	23:51.428	5:58.268
15	Raymond HODGES	b	24:25.086	6:02.865
8	Darren GILPIN	b	24:39.565	6:17.829

Speed TrapMcKendry Fabrications 125cc Race

<u>No.</u>	<u>Name</u>	<u>Lap 1</u>	<u>Lap 2</u>	<u>Lap 3</u>	<u>Lap 4</u>
2	Renzo van der DONCKT			135	134
4	Philip WAKEFIELD		121	122	120
6	Stephan SAVELKOULS			129	
8	Darren GILPIN			120	120
9	Wayne KENNEDY		126		
11	Peter WAKEFIELD		126	126	125
14	Jack SANDS		127	128	125
15	Raymond HODGES		118		
18	Paul ROBINSON		133	134	133
20	Dylan DAVIES		125	128	123
21	Joe PHILLIPS		115	120	
28	Jon VINCENT			131	130
31	Daley MATHISON		117	124	122
33	Sam DUNLOP			128	130