


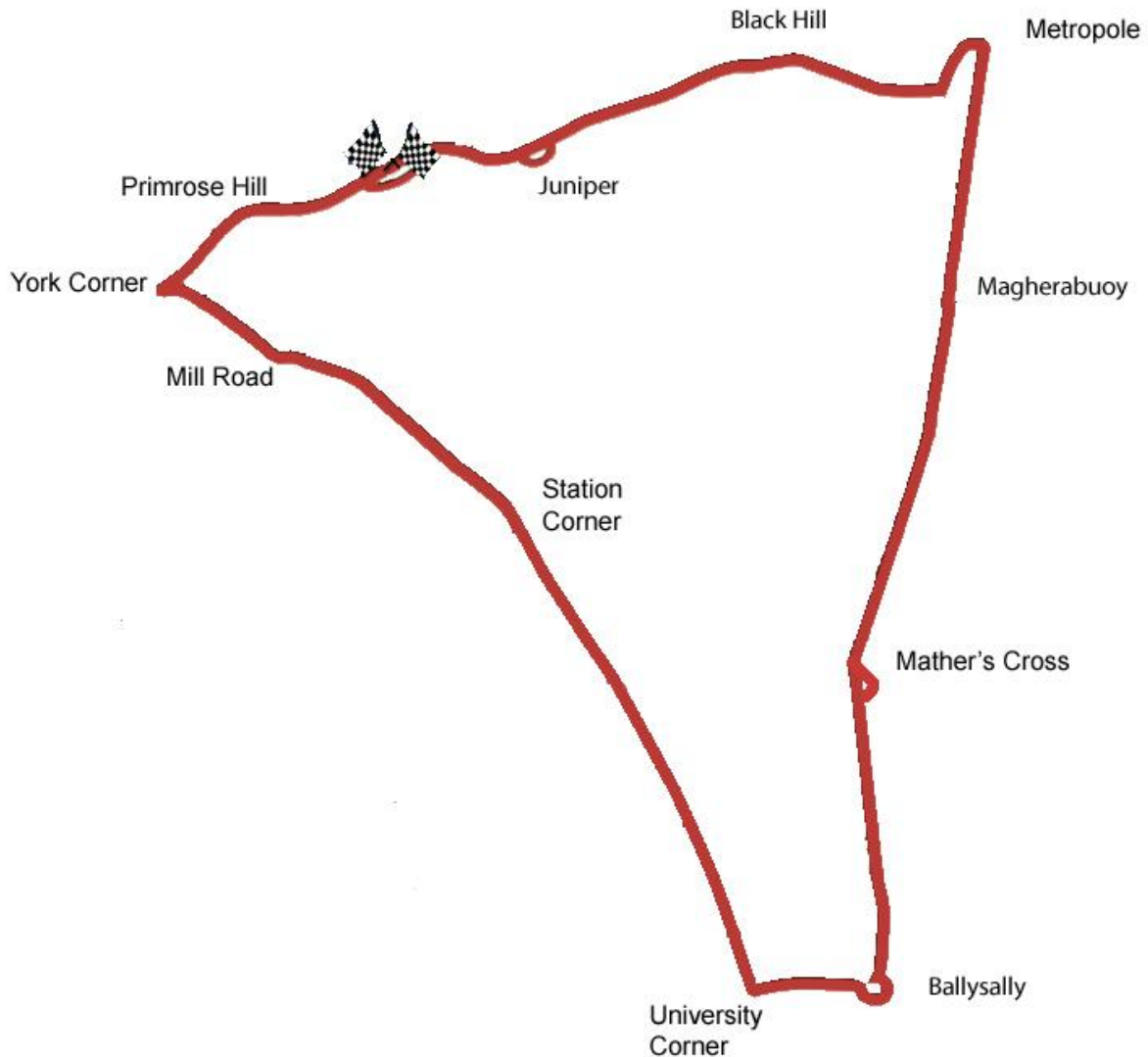


TUESDAY 11th – SATURDAY 15th MAY 2010

**promoted by
Coleraine & District Motor Club
www.northwest200.org**



The Triangle Circuit 8.970 miles



LAP RECORDS (for 8.966 miles circuit 1998-2009)

Class	Rider	Machine	m	s	mph	Year
125cc	Robert Dunlop	Honda	5	12.909	103.153	2006
Supersport	Steve Plater	Yamaha	4	30.792	119.197	2008
Superstock	Guy Martin	Honda	4	24.682	121.949	2008
Superbike	Steve Plater	Honda	4	20.074	124.109	2006

MOST WINS at NORTH WEST 200

Robert Dunlop	15	1986 - 06	(125 - 5, 250 - 4, 350 - 1, SBK - 5)
Joey Dunlop	13	1979 - 88	(250 - 1, 500 - 1, P750 - 2, SBK - 9)
Michael Rutter	12	1997 - 08	(SSP - 2, P1000 - 1, SBK - 9)
Phillip McCallen	11	1991 - 97	(250 - 2, 400 - 1, SSP - 4, SBK - 4)
Tony Rutter	9	1973 - 82	(250 - 2, 350 - 5, 500 - 1, SBK - 1)
Bruce Anstey (NZ)	9	2002 - 07	(SSP - 4, P1000/STK - 4, SBK - 1)
Ian Lougher	8	1991 - 05	(125 - 5, 250 - 1, SSP - 1, STK - 1)
Steve Plater	8	2006 - 09	(SSP - 2, SBK - 6)

RELENTLESS International NORTH WEST 200 in association with Blackhorse

SUPERBIKE

First Qualifying

Tuesday, 11 May 2010




Qualifying Time **5:24.610** Qualifying Speed **99.479**

Pos	Class	No	Name	Machine / Sponsor	Time	Best Lap Behind	Speed	On	Total Laps	Qualifying Laps
1	SBK	1	Steve PLATER	Honda - HM Plant Honda	4:32.622		118.450	7	7	5
2	SBK	4	John McGUINNESS	Honda - HM Plant Honda	4:35.023	2.401	117.416	6	7	7
3	SBK	3	Stuart EASTON	Honda - Swan Honda	4:35.775	3.153	117.095	6	7	6
4	SBK	26	Michael DUNLOP	Honda - Street Sweep / Robinson Concrete	4:36.521	3.899	116.780	7	7	5
5	SBK	12	Conor CUMMINS	Kawasaki - McAdoo Kawasaki Racing	4:37.431	4.809	116.397	6	7	6
6	SBK	77	Ryan FARQUHAR	Kawasaki - MSS Colchester Kawasaki	4:38.141	5.519	116.099	7	7	5
7	SBK	13	Adrian ARCHIBALD	Suzuki - AMA Racing	4:39.018	6.396	115.734	7	7	4
8	SBK	34	Alastair SEELEY	Suzuki - Relentless Suzuki by TAS Racing	4:39.427	6.805	115.565	6	6	3
9	SBK	37	Keith AMOR	BMW - KBMG Racing	4:39.678	7.056	115.461	6	7	6
10	SBK	6	Cameron DONALD	Suzuki - Relentless Suzuki by TAS Racing	4:40.748	8.126	115.021	5	7	5
11	SBK	9	Ian HUTCHINSON	Honda - Padgett s of Batley	4:40.946	8.324	114.940	6	6	4
12	SBK	8	Guy MARTIN	Honda - Wilson Craig Racing	4:41.678	9.056	114.642	7	8	7
13	SBK	11	Gary JOHNSON	Suzuki - AIM Suzuki	4:41.822	9.200	114.583	4	6	5
14	SBK	5	Bruce ANSTEY	Suzuki - Relentless Suzuki by TAS Racing	4:42.474	9.852	114.318	5	6	4
15	SBK	2	Ian LOUGHER	Kawasaki - Blackhorse Kawasaki	4:44.273	11.651	113.595	5	7	4
16	SBK	20	Denver ROBB	Suzuki - D.R. Racing	4:44.796	12.174	113.386	7	7	4
17	SBK	14	William DUNLOP	Suzuki - CD Racing	4:45.020	12.398	113.297	6	6	4
18	SBK	24	James McBRIDE	Yamaha - Downview Finance/Pazzo Racing	4:47.743	15.121	112.225	6	7	5
19	SBK	68	Derek BRIEN	Kawasaki	4:49.717	17.095	111.460	6	7	6
20	SBK	15	Stephen THOMPSON	Kawasaki - MSS Colchester Kawasaki	4:49.754	17.132	111.446	4	7	4
21	SBK	70	Daniel KNEEN	Yamaha - Marks Bloom Racing	4:49.779	17.157	111.437	6	7	6
22	SBK	17	Jimmy MOORE	Yamaha - East Coast Racing	4:51.056	18.434	110.948	6	7	4
23	SBK	16	John BURROWS	Suzuki - Burrows Engineering	4:51.847	19.225	110.647	3	6	5
24	SBK	33	Olie LINSDELL	Yamaha - Team Flitwick Yamaha	4:52.711	20.089	110.320	5	6	4
25	SBK	60	Gavin HUNT	Yamaha - Sloppy Racing	4:54.455	21.833	109.667	3	4	3
26	SBK	41	Paul DOBBS	Yamaha - Dave East Engineering	4:55.436	22.814	109.303	5	7	6
27	SBK	83	Graham ENGLISH	Yamaha	4:57.166	24.544	108.667	6	6	3
28	SBK	52	Dave HEWSON	Kawasaki - The Other Bike Shop	4:58.197	25.575	108.291	6	7	5
29	SBK	39	Adrian CLARK	Kawasaki - Adrian Clark Racing	4:58.506	25.884	108.179	6	7	6
30	SBK	66	Mark BUCKLEY	Kawasaki - OTSS Racing	4:58.755	26.133	108.089	4	6	3
31	SBK	69	Dave WOOLAMS	Suzuki - Wooly s Autos	4:59.131	26.509	107.953	5	7	5
32	SBK	63	James HILLIER	Kawasaki - Bournemouth Kawasaki Racing	4:59.483	26.861	107.826	6	7	5
33	SBK	18	Brian McCORMACK	Honda - TAG Racing	4:59.921	27.299	107.668	4	6	3
34	SBK	84	James REDPATH	Suzuki - Raymond Lilley Electrical	4:59.986	27.364	107.645	3	5	3
35	SBK	36	Michael NIBLETT	Honda - Kestral Honda	5:00.045	27.423	107.624	5	7	6
36	SBK	54	Steve HENEGHAN	Honda - Quattro Plant Honda	5:01.171	28.549	107.221	3	5	4
37	SBK	21	Ben WYLIE	Yamaha - Phase One Endurance	5:01.452	28.830	107.122	4	7	4
38	SBK	32	Paul CRANSTON	Honda - P & J Fuel Haulage	5:01.964	29.342	106.940	5	7	5
39	SBK	47	Mark McPHEE	Suzuki	5:02.081	29.459	106.898	5	5	3
40	SBK	56	Tony CZYZEWSKI	Suzuki - Red Mist Racing	5:02.723	30.101	106.672	4	6	4
42	SBK	27	James McCANN	Suzuki - Lectros Ireland	5:06.495	33.873	105.359	4	5	3
43	SBK	43	John TATTERSALL	Suzuki - Kick Start Motorcycles	5:07.664	35.042	104.959	4	6	4
44	SBK	38	Jonathan HOWARTH	Honda - Midland Motorsport	5:07.811	35.189	104.909	6	7	5
45	SBK	85	Sandor BITTER	Suzuki - Barron Transport Services	5:08.766	36.144	104.584	6	7	5
46	SBK	98	Paul OWEN	Kawasaki - Speedycom.co.uk	5:10.768	38.146	103.910	4	4	3
48	SBK	55	Emlyn HUGHES	Suzuki - D & G W Racing	5:14.981	42.359	102.520	5	6	4
49	SBK	29	Ryan McCAY	Suzuki - PRF Racing	5:15.709	43.087	102.284	4	4	2
50	SBK	42	John HILDRETH	Suzuki	5:16.312	43.690	102.089	5	6	4
53	SBK	51	Paul SHOESMITH	BMW - Speedfreak Ice Valley Racing	5:22.622	50.000	100.092	5	5	2

Non Qualifiers

These Results are provisional and are subject to ratification by the Stewards of the Meeting.

Track	The Triangle	Signed	Organising Club	Coleraine & District Motor Club
Length(miles)	8.9700 Lap 1 (8.8300)		Qualifying Started	18:44:48.000
Weather	Sunny	Chief Timekeeper		
Track	Dry	Issued At: 19:34:00		



MCUI
Ulster Centre
Timing
www.elaps-timing.com



RELENTLESS International NORTH WEST 200 in association with Blackhorse

SUPERBIKE

First Qualifying


Tuesday, 11 May 2010



Qualifying Time **5:24.610** Qualifying Speed **99.479**

Pos	Class	No	Name	Machine / Sponsor	Time	Best Lap Behind	Speed	On	Total Laps	Qualifying Laps
Non Qualifiers										
	SBK	101	Gary MASON	Kawasaki - MSS Colchester Kawasaki	5:06.067	33.445	105.506	3	3	<u>1</u>
	SBK	44	William DAVISON	Suzuki - Farlough Garage	5:13.031	40.409	103.159	3	3	<u>1</u>
	SBK	58	Fabrice MIGUET	Kawasaki	5:16.700	44.078	101.964	5	5	<u>1</u>
	SBK	71	Davy MORGAN	Suzuki - Strangford Holiday Park	5:18.212	45.590	101.480	2	2	<u>1</u>
	SBK	53	Donald MacFADYEN	Yamaha - Capital Fire & Security Alarms	5:23.896	51.274	99.699	2	2	<u>1</u>
	SBK	49	Forbes COWAN	Yamaha - Cowan Racing	5:29.470	56.848	98.012	6	6	<u>0</u>
	SBK	48	Myles BYRNE	Honda - Step Racing	5:37.590	1:04.968	95.654	6	6	<u>0</u>
	SBK	72	Kevin MAXTED	Suzuki	5:40.444	1:07.822	94.853	5	6	<u>0</u>
	SBK	19	Carl RENNIE	Yamaha - Phase One Endurance	6:21.587	1:48.965	84.626	1	1	<u>0</u>
	SBK	57	Gerard KINGHAN	Suzuki - KP Racing	6:51.332	2:18.710	78.506	1	1	<u>0</u>

These Results are provisional and are subject to ratification by the Stewards of the Meeting.

Track	The Triangle	Signed		Organising Club	Coleraine & District Motor Club
Length(miles)	8.9700 Lap 1 (8.8300)		Chief Timekeeper	Qualifying Started	18:44:48.000
Weather	Sunny	Issued At:	19:34:00		
Track	Dry				



MCUI
Ulster Centre
Timing
www.elaps-timing.com



Powered by
e-Laps II
© 2010
Walter Marks



RELENTLESS International NORTH WEST 200

in association with Blackhorse
SUPERBIKE



First Qualifying

Tuesday, 11 May 2010

DETAILED RESULT

Qualifying Classification

Position

1		1 Steve PLATER		SBK		Behind		4.809	
Best Time	4:32.622	Best Speed	118.450	On	7	Gp	a		
Lap	Elapsed Time	Lap Time	Lap Speed						
1	5:00.867	5:00.867	105.655						
2	14:23.702	9:22.835	57.374						
3	19:03.027	4:39.325	115.607						
4	23:37.831	4:34.804	117.509						
5	28:19.980	4:42.149	114.450						
6	35:10.587	6:50.607	78.645						
7	39:43.209	4:32.622	118.450						

2		4 John McGUINNESS		SBK		Behind		2.401	
Best Time	4:35.023	Best Speed	117.416	On	6	Gp	a		
Lap	Elapsed Time	Lap Time	Lap Speed						
1	5:00.669	5:00.669	105.724						
2	9:42.011	4:41.342	114.778						
3	14:22.159	4:40.148	115.268						
4	19:06.756	4:44.597	113.466						
5	23:47.030	4:40.274	115.216						
6	28:22.053	4:35.023	117.416						
7	33:10.109	4:48.056	112.103						

3		3 Stuart EASTON		SBK		Behind		3.153	
Best Time	4:35.775	Best Speed	117.095	On	6	Gp	a		
Lap	Elapsed Time	Lap Time	Lap Speed						
1	5:19.361	5:19.361	99.536						
2	10:05.668	4:46.307	112.788						
3	19:58.204	9:52.536	54.498						
4	24:38.740	4:40.536	115.108						
5	29:27.188	4:48.448	111.951						
6	34:02.963	4:35.775	117.095						
7	39:26.799	5:23.836	99.717						

4		26 Michael DUNLOP		SBK		Behind		3.899	
Best Time	4:36.521	Best Speed	116.780	On	7	Gp	a		
Lap	Elapsed Time	Lap Time	Lap Speed						
1	6:14.870	6:14.870	84.797						
2	11:13.255	4:58.385	108.223						
3	20:59.957	9:46.702	55.040						
4	25:41.310	4:41.353	114.774						
5	30:20.792	4:39.482	115.542						
6	34:59.694	4:38.902	115.783						
7	39:36.215	4:36.521	116.780						

Qualifying Classification

Position

5		12 Conor CUMMINS		SBK		Behind		4.809	
Best Time	4:37.431	Best Speed	116.397	On	6	Gp	a		
Lap	Elapsed Time	Lap Time	Lap Speed						
1	5:09.382	5:09.382	102.747						
2	9:54.229	4:44.847	113.366						
3	16:45.829	6:51.600	78.455						
4	21:23.929	4:38.100	116.117						
5	26:06.278	4:42.349	114.369						
6	30:43.709	4:37.431	116.397						
7	35:33.606	4:49.897	111.391						

6		77 Ryan FARQUHAR		SBK		Behind		5.519	
Best Time	4:38.141	Best Speed	116.099	On	7	Gp	a		
Lap	Elapsed Time	Lap Time	Lap Speed						
1	5:08.819	5:08.819	102.934						
2	9:53.658	4:44.839	113.369						
3	14:37.616	4:43.958	113.721						
4	19:23.272	4:45.656	113.045						
5	27:34.542	8:11.270	65.732						
6	33:40.832	6:06.290	88.160						
7	38:18.973	4:38.141	116.099						

7		13 Adrian ARCHIBALD		SBK		Behind		6.396	
Best Time	4:39.018	Best Speed	115.734	On	7	Gp	a		
Lap	Elapsed Time	Lap Time	Lap Speed						
1	5:54.475	5:54.475	89.676						
2	12:03.847	6:09.372	87.424						
3	16:48.649	4:44.802	113.384						
4	21:31.595	4:42.946	114.128						
5	26:45.777	5:14.182	102.781						
6	33:44.257	6:58.480	77.165						
7	38:23.275	4:39.018	115.734						

8		34 Alastair SEELEY		SBK		Behind		6.805	
Best Time	4:39.427	Best Speed	115.565	On	6	Gp	a		
Lap	Elapsed Time	Lap Time	Lap Speed						
1	5:37.065	5:37.065	94.308						
2	15:26.182	9:49.117	54.814						
3	24:31.899	9:05.717	59.174						
4	29:14.535	4:42.636	114.253						
5	33:54.702	4:40.167	115.260						
6	38:34.129	4:39.427	115.565						



RELENTLESS International NORTH WEST 200

in association with Blackhorse
SUPERBIKE



First Qualifying

Tuesday, 11 May 2010

DETAILED RESULT

Qualifying Classification

Position

9 **37 Keith AMOR**

SBK Behind **7.056**
Best Time **4:39.678** Best Speed **115.461** On **6** Gp **a**

Lap	Elapsed Time	Lap Time	Lap Speed
1	5:10.495	5:10.495	102.378
2	9:53.362	4:42.867	114.160
3	14:37.015	4:43.653	113.843
4	19:24.571	4:47.556	112.298
5	29:59.936	10:35.365	50.824
6	34:39.614	4:39.678	115.461
7	39:19.462	4:39.848	115.391

10 **6 Cameron DONALD**

SBK Behind **8.126**
Best Time **4:40.748** Best Speed **115.021** On **5** Gp **a**

Lap	Elapsed Time	Lap Time	Lap Speed
1	5:02.696	5:02.696	105.016
2	9:49.244	4:46.548	112.693
3	17:44.542	7:55.298	67.941
4	22:27.918	4:43.376	113.955
5	27:08.666	4:40.748	115.021
6	32:03.243	4:54.577	109.622
7	40:57.923	8:54.680	60.395

11 **9 Ian HUTCHINSON**

SBK Behind **8.324**
Best Time **4:40.946** Best Speed **114.940** On **6** Gp **a**

Lap	Elapsed Time	Lap Time	Lap Speed
1	5:17.878	5:17.878	100.001
2	10:04.059	4:46.181	112.838
3	14:54.090	4:50.031	111.340
4	26:59.634	12:05.544	44.507
5	32:41.440	5:41.806	94.475
6	37:22.386	4:40.946	114.940

12 **8 Guy MARTIN**

SBK Behind **9.056**
Best Time **4:41.678** Best Speed **114.642** On **7** Gp **a**

Lap	Elapsed Time	Lap Time	Lap Speed
1	5:04.202	5:04.202	104.496
2	9:50.644	4:46.442	112.735
3	15:10.570	5:19.926	100.936
4	19:53.986	4:43.416	113.939
5	24:38.120	4:44.134	113.651
6	31:46.384	7:08.264	75.402
7	36:28.062	4:41.678	114.642
8	41:16.771	4:48.709	111.850

Qualifying Classification

Position

13 **11 Gary JOHNSON**

SBK Behind **9.200**
Best Time **4:41.822** Best Speed **114.583** On **4** Gp **a**

Lap	Elapsed Time	Lap Time	Lap Speed
1	5:09.753	5:09.753	102.624
2	9:51.398	4:41.645	114.655
3	14:36.577	4:45.179	113.234
4	19:18.399	4:41.822	114.583
5	24:07.568	4:49.169	111.672
6	37:10.033	13:02.465	41.270

14 **5 Bruce ANSTEY**

SBK Behind **9.852**
Best Time **4:42.474** Best Speed **114.318** On **5** Gp **a**

Lap	Elapsed Time	Lap Time	Lap Speed
1	5:12.136	5:12.136	101.840
2	14:21.999	9:09.863	58.727
3	24:12.211	9:50.212	54.713
4	28:56.732	4:44.521	113.496
5	33:39.206	4:42.474	114.318
6	38:25.846	4:46.640	112.657

15 **2 Ian LOUGHER**

SBK Behind **11.651**
Best Time **4:44.273** Best Speed **113.595** On **5** Gp **a**

Lap	Elapsed Time	Lap Time	Lap Speed
1	5:42.305	5:42.305	92.865
2	10:35.973	4:53.668	109.961
3	17:45.652	7:09.679	75.154
4	22:29.973	4:44.321	113.576
5	27:14.246	4:44.273	113.595
6	32:03.715	4:49.469	111.556
7	38:39.476	6:35.761	81.595

16 **20 Denver ROBB**

SBK Behind **12.174**
Best Time **4:44.796** Best Speed **113.386** On **7** Gp **a**

Lap	Elapsed Time	Lap Time	Lap Speed
1	5:42.959	5:42.959	92.687
2	10:37.050	4:54.091	109.803
3	19:19.778	8:42.728	61.776
4	24:06.964	4:47.186	112.443
5	29:19.419	5:12.455	103.349
6	35:32.703	6:13.284	86.508
7	40:17.499	4:44.796	113.386



RELENTLESS International NORTH WEST 200

in association with Blackhorse
SUPERBIKE



First Qualifying

Tuesday, 11 May 2010

DETAILED RESULT

Qualifying Classification

Position

17 14 William DUNLOP

SBK Behind 12.398

Best Time 4:45.020 Best Speed 113.297 On 6 Gp a

Lap	Elapsed Time	Lap Time	Lap Speed
1	6:01.009	6:01.009	88.053
2	10:59.151	4:58.142	108.311
3	17:45.929	6:46.778	79.385
4	22:32.632	4:46.703	112.632
5	27:19.819	4:47.187	112.442
6	32:04.839	4:45.020	113.297

18 24 James McBRIDE

SBK Behind 15.121

Best Time 4:47.743 Best Speed 112.225 On 6 Gp a

Lap	Elapsed Time	Lap Time	Lap Speed
1	5:54.982	5:54.982	89.548
2	10:49.823	4:54.841	109.523
3	15:42.477	4:52.654	110.342
4	20:35.020	11:08.543	48.302
5	31:40.597	4:49.577	111.514
6	36:28.340	4:47.743	112.225
7	41:19.374	4:51.034	110.956

19 68 Derek BRIEN

SBK Behind 17.095

Best Time 4:49.717 Best Speed 111.460 On 6 Gp a

Lap	Elapsed Time	Lap Time	Lap Speed
1	7:15.108	7:15.108	73.058
2	12:20.172	5:05.064	105.853
3	17:24.239	5:04.067	106.200
4	22:22.521	4:58.282	108.260
5	27:18.320	4:55.799	109.169
6	32:08.037	4:49.717	111.460
7	37:11.779	5:03.742	106.314

20 15 Stephen THOMPSON

SBK Behind 17.132

Best Time 4:49.754 Best Speed 111.446 On 4 Gp a

Lap	Elapsed Time	Lap Time	Lap Speed
1	5:40.099	5:40.099	93.467
2	14:06.670	8:26.571	63.746
3	19:04.471	4:57.801	108.435
4	23:54.225	4:49.754	111.446
5	28:44.197	4:49.972	111.362
6	33:44.081	4:59.884	107.682
7	40:40.552	6:56.471	77.537

Qualifying Classification

Position

21 70 Daniel KNEEN

SBK Behind 17.157

Best Time 4:49.779 Best Speed 111.437 On 6 Gp a

Lap	Elapsed Time	Lap Time	Lap Speed
1	6:30.393	6:30.393	81.426
2	11:32.202	5:01.809	106.995
3	16:30.240	4:58.038	108.349
4	21:23.814	4:53.574	109.996
5	26:16.242	4:52.428	110.427
6	31:06.021	4:49.779	111.437
7	36:03.565	4:57.544	108.528

22 17 Jimmy MOORE

SBK Behind 18.434

Best Time 4:51.056 Best Speed 110.948 On 6 Gp a

Lap	Elapsed Time	Lap Time	Lap Speed
1	6:52.974	6:52.974	76.973
2	12:10.667	5:17.693	101.645
3	17:18.771	5:08.104	104.809
4	22:29.207	8:10.436	65.843
5	31:30.884	6:01.677	89.284
6	36:21.940	4:51.056	110.948
7	41:13.071	4:51.131	110.919

23 16 John BURROWS

SBK Behind 19.225

Best Time 4:51.847 Best Speed 110.647 On 3 Gp a

Lap	Elapsed Time	Lap Time	Lap Speed
1	5:56.011	5:56.011	89.289
2	10:51.105	4:55.094	109.430
3	15:42.952	4:51.847	110.647
4	20:36.913	4:53.961	109.851
5	25:33.403	4:56.490	108.914
6	30:36.099	5:02.696	106.681

24 33 Olie LINSDELL

SBK Behind 20.089

Best Time 4:52.711 Best Speed 110.320 On 5 Gp a

Lap	Elapsed Time	Lap Time	Lap Speed
1	6:27.798	6:27.798	81.971
2	11:32.478	5:04.680	105.987
3	22:05.533	10:33.055	51.010
4	26:59.967	4:54.434	109.675
5	31:52.678	4:52.711	110.320
6	36:59.354	5:06.676	105.297



RELENTLESS International NORTH WEST 200
in association with Blackhorse
SUPERBIKE



First Qualifying

Tuesday, 11 May 2010

DETAILED RESULT

Qualifying Classification

Position

25 **60 Gavin HUNT**

SBK Behind **21.833**
Best Time **4:54.455** Best Speed **109.667** On **3** Gp **a**

Lap	Elapsed Time	Lap Time	Lap Speed
1	7:16.290	7:16.290	72.860
2	12:27.173	5:10.883	103.872
3	17:21.628	4:54.455	109.667
4	22:34.840	5:13.212	103.099

26 **41 Paul DOBBS**

SBK Behind **22.814**
Best Time **4:55.436** Best Speed **109.303** On **5** Gp **a**

Lap	Elapsed Time	Lap Time	Lap Speed
1	7:03.365	7:03.365	75.084
2	12:15.931	5:12.566	103.313
3	17:14.249	4:58.318	108.247
4	22:10.444	4:56.195	109.023
5	27:05.880	4:55.436	109.303
6	32:02.429	4:56.549	108.893
7	37:04.903	5:02.474	106.760

27 **83 Graham ENGLISH**

SBK Behind **24.544**
Best Time **4:57.166** Best Speed **108.667** On **6** Gp **a**

Lap	Elapsed Time	Lap Time	Lap Speed
1	7:34.768	7:34.768	69.899
2	19:06.660	11:31.892	46.672
3	24:07.687	5:01.027	107.273
4	29:15.662	5:07.975	104.852
5	35:56.326	6:40.664	80.596
6	40:53.492	4:57.166	108.667

28 **52 Dave HEWSON**

SBK Behind **25.575**
Best Time **4:58.197** Best Speed **108.291** On **6** Gp **a**

Lap	Elapsed Time	Lap Time	Lap Speed
1	7:22.070	7:22.070	71.907
2	12:36.178	5:14.108	102.805
3	17:47.483	5:11.305	103.731
4	22:54.405	5:06.922	105.212
5	31:33.414	8:39.009	62.219
6	36:31.611	4:58.197	108.291
7	41:33.394	5:01.783	107.004

Qualifying Classification

Position

29 **39 Adrian CLARK**

SBK Behind **25.884**
Best Time **4:58.506** Best Speed **108.179** On **6** Gp **a**

Lap	Elapsed Time	Lap Time	Lap Speed
1	6:56.829	6:56.829	76.261
2	12:15.507	5:18.678	101.331
3	17:18.649	5:03.142	106.524
4	22:21.980	5:03.331	106.458
5	27:22.039	5:00.059	107.619
6	32:20.545	4:58.506	108.179
7	37:22.672	5:02.127	106.882

30 **66 Mark BUCKLEY**

SBK Behind **26.133**
Best Time **4:58.755** Best Speed **108.089** On **4** Gp **a**

Lap	Elapsed Time	Lap Time	Lap Speed
1	6:28.408	6:28.408	81.842
2	11:46.523	5:18.115	101.510
3	18:03.205	6:16.682	85.727
4	23:01.960	4:58.755	108.089
5	28:18.118	5:16.158	102.139
6	37:05.624	8:47.506	61.216

31 **69 Dave WOOLAMS**

SBK Behind **26.509**
Best Time **4:59.131** Best Speed **107.953** On **5** Gp **a**

Lap	Elapsed Time	Lap Time	Lap Speed
1	6:50.422	6:50.422	77.452
2	12:46.535	5:56.113	90.679
3	17:52.606	5:06.071	105.505
4	22:53.802	5:01.196	107.213
5	27:52.933	4:59.131	107.953
6	32:54.005	5:01.072	107.257
7	37:53.176	4:59.171	107.938

32 **63 James HILLIER**

SBK Behind **26.861**
Best Time **4:59.483** Best Speed **107.826** On **6** Gp **a**

Lap	Elapsed Time	Lap Time	Lap Speed
1	8:24.028	8:24.028	63.068
2	14:00.915	5:36.887	95.854
3	19:10.767	5:09.852	104.217
4	24:12.808	5:02.041	106.913
5	29:15.630	5:02.822	106.637
6	34:15.113	4:59.483	107.826
7	39:15.908	5:00.795	107.356



RELENTLESS International NORTH WEST 200

in association with Blackhorse
SUPERBIKE



First Qualifying

Tuesday, 11 May 2010

DETAILED RESULT

Qualifying Classification

Position

33 18 Brian McCORMACK

SBK Behind 27.299
Best Time 4:59.921 Best Speed 107.668 On 4 Gp a

Lap	Elapsed Time	Lap Time	Lap Speed
1	6:33.183	6:33.183	80.848
2	11:48.592	5:15.409	102.381
3	19:54.288	8:05.696	66.486
4	24:54.209	4:59.921	107.668
5	30:04.459	5:10.250	104.084
6	38:43.792	8:39.333	62.180

34 84 James REDPATH

SBK Behind 27.364
Best Time 4:59.986 Best Speed 107.645 On 3 Gp a

Lap	Elapsed Time	Lap Time	Lap Speed
1	7:08.408	7:08.408	74.200
2	12:21.034	5:12.626	103.293
3	17:21.020	4:59.986	107.645
4	22:23.791	5:02.771	106.655
5	28:53.073	6:29.282	82.953

35 36 Michael NIBLETT

SBK Behind 27.423
Best Time 5:00.045 Best Speed 107.624 On 5 Gp a

Lap	Elapsed Time	Lap Time	Lap Speed
1	7:28.760	7:28.760	70.835
2	12:42.405	5:13.645	102.957
3	17:49.745	5:07.340	105.069
4	22:51.833	5:02.088	106.896
5	27:51.878	5:00.045	107.624
6	32:53.787	5:01.909	106.959
7	37:53.843	5:00.056	107.620

36 54 Steve HENEGHAN

SBK Behind 28.549
Best Time 5:01.171 Best Speed 107.221 On 3 Gp a

Lap	Elapsed Time	Lap Time	Lap Speed
1	7:16.791	7:16.791	72.776
2	12:29.339	5:12.548	103.319
3	17:30.510	5:01.171	107.221
4	22:32.131	5:01.621	107.062
5	27:37.270	5:05.139	105.827

Qualifying Classification

Position

37 21 Ben WYLIE

SBK Behind 28.830
Best Time 5:01.452 Best Speed 107.122 On 4 Gp a

Lap	Elapsed Time	Lap Time	Lap Speed
1	6:29.444	6:29.444	81.624
2	11:40.984	5:11.540	103.653
3	16:46.612	5:05.628	105.658
4	21:48.064	5:01.452	107.122
5	26:58.034	5:09.970	104.178
6	34:22.834	7:24.800	72.599
7	39:56.220	5:33.386	96.861

38 32 Paul CRANSTON

SBK Behind 29.342
Best Time 5:01.964 Best Speed 106.940 On 5 Gp a

Lap	Elapsed Time	Lap Time	Lap Speed
1	6:09.033	6:09.033	86.139
2	11:17.037	5:08.004	104.843
3	16:22.118	5:05.081	105.847
4	21:26.934	5:04.816	105.939
5	26:28.898	5:01.964	106.940
6	31:36.987	5:08.089	104.814
7	40:19.301	8:42.314	61.825

39 47 Mark McPHEE

SBK Behind 29.459
Best Time 5:02.081 Best Speed 106.898 On 5 Gp a

Lap	Elapsed Time	Lap Time	Lap Speed
1	7:31.807	7:31.807	70.357
2	12:47.448	5:15.641	102.306
3	18:00.661	5:13.213	103.099
4	32:07.664	14:07.003	38.125
5	37:09.745	5:02.081	106.898

40 56 Tony CZYZEWSKI

SBK Behind 30.101
Best Time 5:02.723 Best Speed 106.672 On 4 Gp a

Lap	Elapsed Time	Lap Time	Lap Speed
1	6:34.664	6:34.664	80.544
2	11:49.584	5:14.920	102.540
3	19:04.036	7:14.452	74.328
4	24:06.759	5:02.723	106.672
5	29:09.644	5:02.885	106.615
6	34:22.056	5:12.412	103.364



RELENTLESS International NORTH WEST 200

in association with Blackhorse
SUPERBIKE



First Qualifying

Tuesday, 11 May 2010

DETAILED RESULT

Qualifying Classification

Position

42 27 James McCANN

SBK Behind 33.873

Best Time 5:06.495 Best Speed 105.359 On 4 Gp a

Lap	Elapsed Time	Lap Time	Lap Speed
1	6:40.384	6:40.384	79.394
2	11:56.695	5:16.311	102.089
3	23:11.961	11:15.266	47.821
4	28:18.456	5:06.495	105.359
5	33:40.274	5:21.818	100.342

43 43 John TATTERSALL

SBK Behind 35.042

Best Time 5:07.664 Best Speed 104.959 On 4 Gp a

Lap	Elapsed Time	Lap Time	Lap Speed
1	7:30.558	7:30.558	70.553
2	12:46.237	5:15.679	102.294
3	17:58.846	5:12.609	103.298
4	23:06.510	5:07.664	104.959
5	28:16.952	5:10.442	104.019
6	38:40.221	10:23.269	51.811

44 38 Jonathan HOWARTH

SBK Behind 35.189

Best Time 5:07.811 Best Speed 104.909 On 6 Gp a

Lap	Elapsed Time	Lap Time	Lap Speed
1	8:22.907	8:22.907	63.209
2	14:01.452	5:38.545	95.385
3	19:17.263	5:15.811	102.251
4	24:31.760	5:14.497	102.678
5	29:44.887	5:13.127	103.127
6	34:52.698	5:07.811	104.909
7	40:02.744	5:10.046	104.152

45 85 Sandor BITTER

SBK Behind 36.144

Best Time 5:08.766 Best Speed 104.584 On 6 Gp a

Lap	Elapsed Time	Lap Time	Lap Speed
1	8:33.130	8:33.130	61.949
2	14:05.950	5:32.820	97.025
3	19:19.404	5:13.454	103.020
4	24:32.808	5:13.404	103.036
5	29:45.557	5:12.749	103.252
6	34:54.323	5:08.766	104.584
7	40:10.436	5:16.113	102.153

Qualifying Classification

Position

46 98 Paul OWEN

SBK Behind 38.146

Best Time 5:10.768 Best Speed 103.910 On 4 Gp a

Lap	Elapsed Time	Lap Time	Lap Speed
1	7:16.088	7:16.088	72.894
2	12:36.519	5:20.431	100.777
3	17:52.288	5:15.769	102.265
4	23:03.056	5:10.768	103.910

48 55 Emlyn HUGHES

SBK Behind 42.359

Best Time 5:14.981 Best Speed 102.520 On 5 Gp a

Lap	Elapsed Time	Lap Time	Lap Speed
1	6:43.441	6:43.441	78.792
2	11:56.537	5:13.096	103.138
3	17:13.176	5:16.639	101.984
4	22:29.117	5:15.941	102.209
5	27:44.098	5:14.981	102.520
6	33:08.728	5:24.630	99.473

49 29 Ryan McCAY

SBK Behind 43.087

Best Time 5:15.709 Best Speed 102.284 On 4 Gp a

Lap	Elapsed Time	Lap Time	Lap Speed
1	6:42.785	6:42.785	78.921
2	12:05.657	5:22.872	100.015
3	19:36.863	7:31.206	71.568
4	24:52.572	5:15.709	102.284

50 42 John HILDRETH

SBK Behind 43.690

Best Time 5:16.312 Best Speed 102.089 On 5 Gp a

Lap	Elapsed Time	Lap Time	Lap Speed
1	6:52.804	6:52.804	77.005
2	12:35.194	5:42.390	94.314
3	17:58.299	5:23.105	99.943
4	23:16.641	5:18.342	101.438
5	28:32.953	5:16.312	102.089
6	33:52.325	5:19.372	101.111



RELENTLESS International NORTH WEST 200

in association with Blackhorse
SUPERBIKE



First Qualifying

Tuesday, 11 May 2010

DETAILED RESULT

Qualifying Classification

Position

53 51 Paul SHOESMITH

SBK Behind 50.000
Best Time 5:22.622 Best Speed 100.092 On 5 Gp a

Lap	Elapsed Time	Lap Time	Lap Speed
1	6:24.826	6:24.826	82.604
2	11:42.940	5:18.114	101.511
3	17:13.395	5:30.455	97.720
4	34:02.153	16:48.758	32.012
5	39:24.775	5:22.622	100.092

Non Qualifiers

Position

101 Gary MASON

SBK Behind 33.445
Best Time 5:06.067 Best Speed 105.506 On 3 Gp a

Lap	Elapsed Time	Lap Time	Lap Speed
1	8:32.012	8:32.012	62.084
2	14:03.799	5:31.787	97.328
3	19:09.866	5:06.067	105.506

44 William DAVISON

SBK Behind 40.409
Best Time 5:13.031 Best Speed 103.159 On 3 Gp a

Lap	Elapsed Time	Lap Time	Lap Speed
1	8:35.099	8:35.099	61.712
2	14:04.451	5:29.352	98.047
3	19:17.482	5:13.031	103.159

58 Fabrice MIGUET

SBK Behind 44.078
Best Time 5:16.700 Best Speed 101.964 On 5 Gp a

Lap	Elapsed Time	Lap Time	Lap Speed
1	7:28.405	7:28.405	70.891
2	13:01.373	5:32.968	96.982
3	23:39.419	10:38.046	50.611
4	31:52.343	8:12.924	65.511
5	37:09.043	5:16.700	101.964

71 Davy MORGAN

SBK Behind 45.590
Best Time 5:18.212 Best Speed 101.480 On 2 Gp a

Lap	Elapsed Time	Lap Time	Lap Speed
1	6:11.115	6:11.115	85.655
2	11:29.327	5:18.212	101.480

Non Qualifiers

Position

53 Donald MacFADYEN

SBK Behind 51.274
Best Time 5:23.896 Best Speed 99.699 On 2 Gp a

Lap	Elapsed Time	Lap Time	Lap Speed
1	7:11.963	7:11.963	73.590
2	12:35.859	5:23.896	99.699

49 Forbes COWAN

SBK Behind 56.848
Best Time 5:29.470 Best Speed 98.012 On 6 Gp a

Lap	Elapsed Time	Lap Time	Lap Speed
1	8:56.425	8:56.425	59.259
2	14:45.978	5:49.553	92.381
3	20:42.444	5:56.466	90.589
4	26:25.496	5:43.052	94.132
5	32:01.646	5:36.150	96.064
6	37:31.116	5:29.470	98.012

48 Myles BYRNE

SBK Behind 1:04.968
Best Time 5:37.590 Best Speed 95.654 On 6 Gp a

Lap	Elapsed Time	Lap Time	Lap Speed
1	8:39.114	8:39.114	61.235
2	14:22.671	5:43.557	93.993
3	20:00.568	5:37.897	95.568
4	25:41.123	5:40.555	94.822
5	33:42.454	8:01.331	67.089
6	39:20.044	5:37.590	95.654

72 Kevin MAXTED

SBK Behind 1:07.822
Best Time 5:40.444 Best Speed 94.853 On 5 Gp a

Lap	Elapsed Time	Lap Time	Lap Speed
1	8:56.834	8:56.834	59.214
2	14:50.655	5:53.821	91.266
3	24:05.344	9:14.689	58.216
4	29:52.157	5:46.813	93.111
5	35:32.601	5:40.444	94.853
6	41:13.803	5:41.202	94.642

19 Carl RENNIE

SBK Behind 1:48.965
Best Time 6:21.587 Best Speed 84.626 On 1 Gp a

Lap	Elapsed Time	Lap Time	Lap Speed
1	6:21.587	6:21.587	83.305



RELENTLESS International NORTH WEST 200 in association with Blackhorse SUPERBIKE



First Qualifying

Tuesday, 11 May 2010

DETAILED RESULT

Non Qualifiers

Position

57 Gerard KINGHAN

SBK Behind **2:18.710**
Best Time **6:51.332** Best Speed **78.506** On 1 Gp a

Lap	Elapsed Time	Lap Time	Lap Speed
1	6:51.332	6:51.332	77.281



IN ASSOCIATION WITH blackhorse

Speed TrapSuperbike First Qualifying

No.	Name	Lap 1	Lap 2	Lap 3	Lap 4	Lap 5	Lap 6	Lap 7	Lap 8	Lap 9
1	Steve PLATER	195				200.5		200	203	
2	Ian LOUGHER	177	191			194				
3	Stuart EASTON		204			204				
4	John McGUINNESS	197	197	198		196	198	196		
5	Bruce ANSTEY		192			200		198	196	
6	Cameron DONALD	197					196			194
7	Michael RUTTER	193								
8	Guy MARTIN			195	182	197	195		198	197
9	Ian HUTCHINSON	197	193	197					196	
11	Gary JOHNSON					189				
12	Conor CUMMINS			192	194	191	193	168	192	
13	Adrian ARCHIBALD	182	184			191		197	197	
14	William DUNLOP		187							
15	Stephen THOMPSON	192	188	194	196	186	187	183		187
16	John BURROWS						179			
17	Jimmy MOORE		185	179		187			190	190
18	Brian McCORMACK	186	184							
19	Carl RENNIE	179	185							
20	Denver ROBB		188	184		188			186	186
21	Ben WYLIE	184	186	185	188	184				
24	James McBRIDE		184	182		183	174		183	183
26	Michael DUNLOP							194		
27	James McCANN		185			182				
28		183		180						
32	Paul CRANSTON			180			177		181	
33	Olie LINSDELL		192		188	191			189	
34	Alastair SEELEY			184				191		
36	Michael NIBLETT		190	181		177			179	
37	Keith AMOR		194					191	191	
38	Jonathan HOWARTH	153		184			166	185		
39	Adrian CLARK	160				194	183			
41	Paul DOBBS	182	186	183	186	187			187	
42	John HILDRETH		173	172		179		171		
43	John TATTERSALL	180								
44	William DAVISON			183						
47	Mark McPHEE	177	181	169						
48	Myles BYRNE		167						172	
49	Forbes COWAN		164			167	176		172	
51	Paul SHOESMITH			164					187	
52	Dave HEWSON		183		180	183			184	183
53	Donald MacFADYEN	177								
54	Steve HENEGHAN		190	188	187	189				
55	Emlyn HUGHES			180	179	180				
56	Tony CZYZEWSKI			182						
58	Fabrice MIGUET	161					173		171	
60	Gavin HUNT				186					
63	James HILLIER		166							
69	Dave WOOLAMS	179					180		172	
70	Daniel KNEEN				187		186		188	
77	Ryan FARQUHAR	192	192							
83	Graham ENGLISH	187		186			188		179	185
84	James REDPATH		185							
85	Sandor BITTER						166			

RELENTLESS International NORTH WEST 200 in association with Blackhorse

SUPERBIKE

Second Qualifying

Thursday, 13 May 2010




Qualifying Time **5:25.308** Qualifying Speed **99.266**

Pos	Class	No	Name	Machine / Sponsor	Time	Best Lap Time	Speed	On	Total Laps	Qualifying Laps
1	SBK	37	Keith AMOR	BMW - KBMG Racing	4:35.561		117.186	4	5	2
2	SBK	12	Conor CUMMINS	Kawasaki - McAdoo Kawasaki Racing	4:35.729	0.168	117.115	3	4	2
3	SBK	8	Guy MARTIN	Honda - Wilson Craig Racing	4:36.283	0.722	116.880	4	5	2
4	SBK	7	Michael RUTTER	BMW - RidersMotorcycles.com	4:36.486	0.925	116.794	4	5	2
5	SBK	34	Alastair SEELEY	Suzuki - Relentless Suzuki by TAS Racing	4:37.249	1.688	116.473	4	5	2
6	SBK	77	Ryan FARQUHAR	Kawasaki - MSS Colchester Kawasaki	4:37.764	2.203	116.257	4	5	3
7	SBK	3	Stuart EASTON	Honda - Swan Honda	4:38.861	3.300	115.800	3	4	2
8	SBK	9	Ian HUTCHINSON	Honda - Padgetts of Batley	4:40.185	4.624	115.252	3	4	2
9	SBK	13	Adrian ARCHIBALD	Suzuki - AMA Racing	4:41.231	5.670	114.824	3	4	2
10	SBK	5	Bruce ANSTEY	Suzuki - Relentless Suzuki by TAS Racing	4:41.323	5.762	114.786	4	5	3
11	SBK	4	John McGUINNESS	Honda - HM Plant Honda	4:42.600	7.039	114.268	4	5	2
12	SBK	6	Cameron DONALD	Suzuki - Relentless Suzuki by TAS Racing	4:46.267	10.706	112.804	4	4	3
13	SBK	15	Stephen THOMPSON	Kawasaki - MSS Colchester Kawasaki	4:46.385	10.824	112.757	3	4	2
14	SBK	20	Denver ROBB	Suzuki - D.R. Racing	4:49.682	14.121	111.474	3	3	2
15	SBK	26	Michael DUNLOP	Honda - Street Sweep / Robinson Concrete	4:49.720	14.159	111.459	3	3	2
16	SBK	70	Daniel KNEEN	Yamaha - Marks Bloom Racing	4:53.006	17.445	110.209	4	5	2
17	SBK	66	Mark BUCKLEY	Kawasaki - OTSS Racing	4:53.582	18.021	109.993	4	4	2
18	SBK	40	Martin JESSOPP	BMW - RidersMotorcycles.com	4:53.605	18.044	109.985	4	4	2
19	SBK	51	Paul SHOESMITH	BMW - Speedfreak Ice Valley Racing	4:55.333	19.772	109.341	4	4	2

Non Qualifiers

SBK	39	Adrian CLARK	Honda - Adrian Clark Racing	4:54.766	19.205	109.551	4	4	1
SBK	71	Davy MORGAN	Suzuki - Strangford Holiday Park	4:56.943	21.382	108.748	3	3	1
SBK	101	Gary MASON	Kawasaki - MSS Colchester Kawasaki	4:59.932	24.371	107.664	4	4	1
SBK	33	Olie LINSDELL	Yamaha - Team Flitwick Yamaha	5:00.371	24.810	107.507	3	3	1
SBK	14	William DUNLOP	Yamaha - CD Racing	5:01.612	26.051	107.065	3	3	1
SBK	21	Ben WYLIE	Yamaha - Phase One Endurance	5:02.913	27.352	106.605	4	4	1
SBK	18	Brian McCORMACK	Honda - TAG Racing	5:03.787	28.226	106.298	4	4	1
SBK	63	James HILLIER	Kawasaki - Bournemouth Kawasaki Racing	5:04.688	29.127	105.984	3	3	1
SBK	57	Gerard KINGHAN	Suzuki - KP Racing	5:06.687	31.126	105.293	3	3	1
SBK	32	Paul CRANSTON	Honda - P & J Fuel Haulage	5:06.726	31.165	105.280	4	4	1
SBK	1	Steve PLATER	Honda - HM Plant Honda	5:07.443	31.882	105.034	1	2	1
SBK	55	Emlyn HUGHES	Suzuki - D & G W Racing	5:08.694	33.133	104.608	4	4	1
SBK	38	Jonathan HOWARTH	Honda - Midland Motorsport	5:09.739	34.178	104.256	3	3	1
SBK	68	Derek BRIEN	Kawasaki	5:10.795	35.234	103.901	4	4	1
SBK	11	Gary JOHNSON	Suzuki - AIM Suzuki	5:13.516	37.955	103.000	1	2	1
SBK	19	Carl RENNIE	Yamaha - Phase One Endurance	5:16.363	40.802	102.073	4	4	1
SBK	85	Sandor BITTER	Suzuki - Barron Transport Services	5:17.461	41.900	101.720	4	4	1
SBK	36	Michael NIBLETT	Honda - Kestral Honda	5:19.138	43.577	101.185	4	4	1
SBK	54	Steve HENEGHAN	Honda - Quattro Plant Honda	5:21.015	45.454	100.593	3	3	1
SBK	52	Dave HEWSON	Kawasaki - The Other Bike Shop	5:21.070	45.509	100.576	3	3	1
SBK	47	Mark McPHEE	Suzuki	5:30.367	54.806	97.746	4	4	0
SBK	27	James McCANN	Suzuki - Lectros Ireland	5:31.395	55.834	97.443	3	3	0
SBK	2	Ian LOUGHER	Kawasaki - Blackhorse Kawasaki	5:49.938	1:14.377	92.279	1	2	0
SBK	16	John BURROWS	Suzuki - Burrows Engineering	5:50.727	1:15.166	92.072	1	3	0
SBK	42	John HILDRETH	Suzuki	5:51.242	1:15.681	91.937	4	4	0
SBK	43	John TATTERSALL	Suzuki - Kick Start Motorcycles	5:53.186	1:17.625	91.431	4	4	0
SBK	60	Gavin HUNT	Yamaha - Sloppy Racing	5:55.922	1:20.361	90.728	1	4	0
SBK	49	Forbes COWAN	Yamaha - Cowan Racing	5:59.505	1:23.944	89.824	4	4	0
SBK	72	Kevin MAXTED	Suzuki	6:01.569	1:26.008	89.311	4	4	0
SBK	84	James REDPATH	Suzuki - Raymond Lilley Electrical	6:29.253	1:53.692	82.959	1	3	0

These Results are provisional and are subject to ratification by the Stewards of the Meeting.

Track	The Triangle	Signed	Organising Club	Coleraine & District Motor Club
Length(miles)	8.9700 Lap 1 (8.8300)		Qualifying Started	12:36:48.733
Weather	Cloudy	Chief Timekeeper		
Track	Dry	Issued At: 14:40:32		



MCUI
Ulster Centre
Timing
www.elaps-timing.com



RELENTLESS International NORTH WEST 200 in association with Blackhorse

SUPERBIKE

Second Qualifying


Thursday, 13 May 2010



Qualifying Time **5:25.308** Qualifying Speed **99.266**

Pos	Class	No	Name	Machine / Sponsor	Time	Best Lap Behind	Speed	On	Total Laps	Qualifying Laps
Non Qualifiers										
	SBK	69	Dave WOOLAMS	Suzuki - Woolys Autos	6:34.304	1:58.743	81.896	1	2	<u>0</u>
	SBK	98	Paul OWEN	Kawasaki - Speedycom.co.uk	6:38.216	2:02.655	81.092	2	4	<u>0</u>
	SBK	17	Jimmy MOORE	Yamaha - East Coast Racing	6:38.634	2:03.073	81.007	1	3	<u>0</u>
	SBK	83	Graham ENGLISH	Yamaha	7:28.803	2:53.242	71.951	1	3	<u>0</u>
	SBK	48	Myles BYRNE	Honda - Step Racing	7:37.297	3:01.736	70.615	2	4	<u>0</u>
	SBK	41	Paul DOBBS	Yamaha - Dave East Engineering	10:21.949	5:46.388	51.921	1	1	<u>0</u>

These Results are provisional and are subject to ratification by the Stewards of the Meeting.

Track	The Triangle	Signed		Organising Club	Coleraine & District Motor Club
Length(miles)	8.9700 Lap 1 (8.8300)		Chief Timekeeper	Qualifying Started	12:36:48.733
Weather	Cloudy	Issued At:	14:40:32		
Track	Dry				



RELENTLESS International NORTH WEST 200

in association with Blackhorse
SUPERBIKE



Second Qualifying

Thursday, 13 May 2010

DETAILED RESULT

Qualifying Classification

Position

1 37 Keith AMOR

SBK Behind **1.688**
Best Time **4:35.561** Best Speed **117.186** On 4 Gp a

Lap	Elapsed Time	Lap Time	Lap Speed
1	5:08.895	5:08.895	102.909
2	10:50.751	5:41.856	94.461
3	1:46:32.508	1:35:41.757	5.624
4	1:51:08.069	4:35.561	117.186
5	1:56:59.118	5:51.049	91.987

2 12 Conor CUMMINS

SBK Behind **0.168**
Best Time **4:35.729** Best Speed **117.115** On 3 Gp a

Lap	Elapsed Time	Lap Time	Lap Speed
1	7:21.494	7:21.494	72.001
2	1:46:26.976	1:39:05.482	5.431
3	1:51:02.705	4:35.729	117.115
4	1:56:54.464	5:51.759	91.801

3 8 Guy MARTIN

SBK Behind **0.722**
Best Time **4:36.283** Best Speed **116.880** On 4 Gp a

Lap	Elapsed Time	Lap Time	Lap Speed
1	5:07.319	5:07.319	103.436
2	10:42.492	5:35.173	96.344
3	1:46:29.163	1:35:46.671	5.619
4	1:51:05.446	4:36.283	116.880
5	1:56:50.788	5:45.342	93.507

4 7 Michael RUTTER

SBK Behind **0.925**
Best Time **4:36.486** Best Speed **116.794** On 4 Gp a

Lap	Elapsed Time	Lap Time	Lap Speed
1	5:29.975	5:29.975	96.335
2	11:20.388	5:50.413	92.154
3	1:46:37.967	1:35:17.579	5.648
4	1:51:14.453	4:36.486	116.794
5	1:57:33.516	6:19.063	85.189

Qualifying Classification

Position

5 34 Alastair SEELEY

SBK Behind **1.688**
Best Time **4:37.249** Best Speed **116.473** On 4 Gp a

Lap	Elapsed Time	Lap Time	Lap Speed
1	6:02.468	6:02.468	87.699
2	11:48.010	5:45.542	93.453
3	1:46:51.151	1:35:03.141	5.662
4	1:51:28.400	4:37.249	116.473
5	1:57:06.181	5:37.781	95.600

6 77 Ryan FARQUHAR

SBK Behind **2.203**
Best Time **4:37.764** Best Speed **116.257** On 4 Gp a

Lap	Elapsed Time	Lap Time	Lap Speed
1	5:08.039	5:08.039	103.195
2	10:17.528	5:09.489	104.340
3	1:46:33.048	1:36:15.520	5.591
4	1:51:10.812	4:37.764	116.257
5	1:56:55.799	5:44.987	93.604

7 3 Stuart EASTON

SBK Behind **3.300**
Best Time **4:38.861** Best Speed **115.800** On 3 Gp a

Lap	Elapsed Time	Lap Time	Lap Speed
1	5:30.981	5:30.981	96.042
2	1:46:50.779	1:41:19.798	5.311
3	1:51:29.640	4:38.861	115.800
4	1:57:24.922	5:55.282	90.891

8 9 Ian HUTCHINSON

SBK Behind **4.624**
Best Time **4:40.185** Best Speed **115.252** On 3 Gp a

Lap	Elapsed Time	Lap Time	Lap Speed
1	5:32.438	5:32.438	95.621
2	1:46:49.207	1:41:16.769	5.314
3	1:51:29.392	4:40.185	115.252
4	1:57:21.986	5:52.594	91.584

RELENTLESS International NORTH WEST 200

in association with Blackhorse
SUPERBIKE



Second Qualifying

Thursday, 13 May 2010

DETAILED RESULT

Qualifying Classification

Position

9 **13 Adrian ARCHIBALD**

SBK Behind **5.670**

Best Time **4:41.231** Best Speed **114.824** On **3** Gp **a**

Lap	Elapsed Time	Lap Time	Lap Speed
1	5:44.451	5:44.451	92.286
2	1:47:00.715	1:41:16.264	5.314
3	1:51:41.946	4:41.231	114.824
4	1:58:00.124	6:18.178	85.388

10 **5 Bruce ANSTEY**

SBK Behind **5.762**

Best Time **4:41.323** Best Speed **114.786** On **4** Gp **a**

Lap	Elapsed Time	Lap Time	Lap Speed
1	5:03.655	5:03.655	104.685
2	10:23.593	5:19.938	100.932
3	1:46:26.805	1:36:03.212	5.603
4	1:51:08.128	4:41.323	114.786
5	1:59:08.776	8:00.648	67.184

11 **4 John McGUINNESS**

SBK Behind **7.039**

Best Time **4:42.600** Best Speed **114.268** On **4** Gp **a**

Lap	Elapsed Time	Lap Time	Lap Speed
1	5:06.793	5:06.793	103.614
2	10:49.978	5:43.185	94.095
3	1:46:26.598	1:35:36.620	5.629
4	1:51:09.198	4:42.600	114.268
5	1:57:16.320	6:07.122	87.960

12 **6 Cameron DONALD**

SBK Behind **10.706**

Best Time **4:46.267** Best Speed **112.804** On **4** Gp **a**

Lap	Elapsed Time	Lap Time	Lap Speed
1	5:02.040	5:02.040	105.244
2	10:14.082	5:12.042	103.486
3	1:46:32.094	1:36:18.012	5.589
4	1:51:18.361	4:46.267	112.804

Qualifying Classification

Position

13 **15 Stephen THOMPSON**

SBK Behind **10.824**

Best Time **4:46.385** Best Speed **112.757** On **3** Gp **a**

Lap	Elapsed Time	Lap Time	Lap Speed
1	5:45.345	5:45.345	92.047
2	1:47:01.329	1:41:15.984	5.315
3	1:51:47.714	4:46.385	112.757
4	1:57:58.296	6:10.582	87.139

14 **20 Denver ROBB**

SBK Behind **14.121**

Best Time **4:49.682** Best Speed **111.474** On **3** Gp **a**

Lap	Elapsed Time	Lap Time	Lap Speed
1	5:46.399	5:46.399	91.767
2	1:46:55.519	1:41:09.120	5.321
3	1:51:45.201	4:49.682	111.474

15 **26 Michael DUNLOP**

SBK Behind **14.159**

Best Time **4:49.720** Best Speed **111.459** On **3** Gp **a**

Lap	Elapsed Time	Lap Time	Lap Speed
1	6:04.323	6:04.323	87.252
2	1:47:08.370	1:41:04.047	5.325
3	1:51:58.090	4:49.720	111.459

16 **70 Daniel KNEEN**

SBK Behind **17.445**

Best Time **4:53.006** Best Speed **110.209** On **4** Gp **a**

Lap	Elapsed Time	Lap Time	Lap Speed
1	5:59.371	5:59.371	88.455
2	12:01.577	6:02.206	89.154
3	1:47:00.120	1:34:58.543	5.667
4	1:51:53.126	4:53.006	110.209
5	1:58:35.575	6:42.449	80.239

17 **66 Mark BUCKLEY**

SBK Behind **18.021**

Best Time **4:53.582** Best Speed **109.993** On **4** Gp **a**

Lap	Elapsed Time	Lap Time	Lap Speed
1	6:06.062	6:06.062	86.838
2	12:44.462	6:38.400	81.054
3	1:47:09.427	1:34:24.965	5.700
4	1:52:03.009	4:53.582	109.993



RELENTLESS International NORTH WEST 200

in association with Blackhorse
SUPERBIKE



Second Qualifying

Thursday, 13 May 2010

DETAILED RESULT

Qualifying Classification

Position

18 40 Martin JESSOPP

SBK Behind **18.044**
Best Time **4:53.605** Best Speed **109.985** On 4 Gp a

Lap	Elapsed Time	Lap Time	Lap Speed
1	5:44.001	5:44.001	92.407
2	11:57.721	6:13.720	86.407
3	1:47:09.125	1:35:11.404	5.654
4	1:52:02.730	4:53.605	109.985

19 51 Paul SHOESMITH

SBK Behind **19.772**
Best Time **4:55.333** Best Speed **109.341** On 4 Gp a

Lap	Elapsed Time	Lap Time	Lap Speed
1	5:51.322	5:51.322	90.481
2	12:00.676	6:09.354	87.428
3	1:47:10.300	1:35:09.624	5.656
4	1:52:05.633	4:55.333	109.341

Non Qualifiers

Position

39 Adrian CLARK

SBK Behind **19.205**
Best Time **4:54.766** Best Speed **109.551** On 4 Gp a

Lap	Elapsed Time	Lap Time	Lap Speed
1	6:07.750	6:07.750	86.439
2	12:45.998	6:38.248	81.085
3	1:47:21.791	1:34:35.793	5.689
4	1:52:16.557	4:54.766	109.551

71 Davy MORGAN

SBK Behind **21.382**
Best Time **4:56.943** Best Speed **108.748** On 3 Gp a

Lap	Elapsed Time	Lap Time	Lap Speed
1	6:37.948	6:37.948	79.880
2	1:47:23.520	1:40:45.572	5.341
3	1:52:20.463	4:56.943	108.748

Non Qualifiers

Position

101 Gary MASON

SBK Behind **24.371**
Best Time **4:59.932** Best Speed **107.664** On 4 Gp a

Lap	Elapsed Time	Lap Time	Lap Speed
1	6:51.506	6:51.506	77.248
2	14:03.433	7:11.927	74.763
3	1:47:56.300	1:33:52.867	5.733
4	1:52:56.232	4:59.932	107.664

33 Olie LINSDELL

SBK Behind **24.810**
Best Time **5:00.371** Best Speed **107.507** On 3 Gp a

Lap	Elapsed Time	Lap Time	Lap Speed
1	8:50.956	8:50.956	59.869
2	1:47:38.479	1:38:47.523	5.448
3	1:52:38.850	5:00.371	107.507

14 William DUNLOP

SBK Behind **26.051**
Best Time **5:01.612** Best Speed **107.065** On 3 Gp a

Lap	Elapsed Time	Lap Time	Lap Speed
1	12:35.932	12:35.932	42.051
2	1:47:38.757	1:35:02.825	5.662
3	1:52:40.369	5:01.612	107.065

21 Ben WYLIE

SBK Behind **27.352**
Best Time **5:02.913** Best Speed **106.605** On 4 Gp a

Lap	Elapsed Time	Lap Time	Lap Speed
1	6:06.631	6:06.631	86.703
2	12:38.305	6:31.674	82.446
3	1:47:37.927	1:34:59.622	5.666
4	1:52:40.840	5:02.913	106.605

18 Brian McCORMACK

SBK Behind **28.226**
Best Time **5:03.787** Best Speed **106.298** On 4 Gp a

Lap	Elapsed Time	Lap Time	Lap Speed
1	6:04.401	6:04.401	87.234
2	12:28.802	6:24.401	84.006
3	1:47:41.863	1:35:13.061	5.652
4	1:52:45.650	5:03.787	106.298



RELENTLESS International NORTH WEST 200
in association with Blackhorse
SUPERBIKE



Second Qualifying
Thursday, 13 May 2010
DETAILED RESULT

Non Qualifiers

Position

63 James HILLIER

SBK Behind **29.127**
 Best Time **5:04.688** Best Speed **105.984** On **3** Gp **a**

Lap	Elapsed Time	Lap Time	Lap Speed
1	6:36.436	6:36.436	80.184
2	1:47:45.082	1:41:08.646	5.321
3	1:52:49.770	5:04.688	105.984

57 Gerard KINGHAN

SBK Behind **31.126**
 Best Time **5:06.687** Best Speed **105.293** On **3** Gp **a**

Lap	Elapsed Time	Lap Time	Lap Speed
1	5:50.991	5:50.991	90.566
2	1:47:35.461	1:41:44.470	5.290
3	1:52:42.148	5:06.687	105.293

32 Paul CRANSTON

SBK Behind **31.165**
 Best Time **5:06.726** Best Speed **105.280** On **4** Gp **a**

Lap	Elapsed Time	Lap Time	Lap Speed
1	6:11.125	6:11.125	85.653
2	12:08.636	5:57.511	90.324
3	1:47:47.650	1:35:39.014	5.627
4	1:52:54.376	5:06.726	105.280

55 Emlyn HUGHES

SBK Behind **33.133**
 Best Time **5:08.694** Best Speed **104.608** On **4** Gp **a**

Lap	Elapsed Time	Lap Time	Lap Speed
1	6:06.257	6:06.257	86.792
2	13:19.281	7:13.024	74.573
3	1:47:36.250	1:34:16.969	5.708
4	1:52:44.944	5:08.694	104.608

38 Jonathan HOWARTH

SBK Behind **34.178**
 Best Time **5:09.739** Best Speed **104.256** On **3** Gp **a**

Lap	Elapsed Time	Lap Time	Lap Speed
1	6:32.387	6:32.387	81.012
2	1:47:47.415	1:41:15.028	5.316
3	1:52:57.154	5:09.739	104.256

Non Qualifiers

Position

68 Derek BRIEN

SBK Behind **35.234**
 Best Time **5:10.795** Best Speed **103.901** On **4** Gp **a**

Lap	Elapsed Time	Lap Time	Lap Speed
1	6:37.662	6:37.662	79.937
2	13:28.948	6:51.286	78.515
3	1:47:41.626	1:34:12.678	5.713
4	1:52:52.421	5:10.795	103.901

11 Gary JOHNSON

SBK Behind **37.955**
 Best Time **5:13.516** Best Speed **103.000** On **1** Gp **a**

Lap	Elapsed Time	Lap Time	Lap Speed
1	5:13.516	5:13.516	101.392
2	1:48:00.020	1:42:46.504	5.237

19 Carl RENNIE

SBK Behind **40.802**
 Best Time **5:16.363** Best Speed **102.073** On **4** Gp **a**

Lap	Elapsed Time	Lap Time	Lap Speed
1	6:09.717	6:09.717	85.979
2	12:39.161	6:29.444	82.918
3	1:47:39.357	1:35:00.196	5.665
4	1:52:55.720	5:16.363	102.073

85 Sandor BITTER

SBK Behind **41.900**
 Best Time **5:17.461** Best Speed **101.720** On **4** Gp **a**

Lap	Elapsed Time	Lap Time	Lap Speed
1	6:31.610	6:31.610	81.173
2	13:33.142	7:01.532	76.606
3	1:47:51.820	1:34:18.678	5.707
4	1:53:09.281	5:17.461	101.720

36 Michael NIBLETT

SBK Behind **43.577**
 Best Time **5:19.138** Best Speed **101.185** On **4** Gp **a**

Lap	Elapsed Time	Lap Time	Lap Speed
1	6:33.940	6:33.940	80.692
2	13:21.995	6:48.055	79.136
3	1:47:56.511	1:34:34.516	5.691
4	1:53:15.649	5:19.138	101.185



RELENTLESS International NORTH WEST 200

in association with Blackhorse
SUPERBIKE



Second Qualifying

Thursday, 13 May 2010

DETAILED RESULT

Non Qualifiers

Position

54 Steve HENEGHAN

SBK Behind **45.454**
Best Time **5:21.015** Best Speed **100.593** On **3** Gp **a**

Lap	Elapsed Time	Lap Time	Lap Speed
1	6:30.977	6:30.977	81.304
2	1:47:55.538	1:41:24.561	5.307
3	1:53:16.553	5:21.015	100.593

52 Dave HEWSON

SBK Behind **45.509**
Best Time **5:21.070** Best Speed **100.576** On **3** Gp **a**

Lap	Elapsed Time	Lap Time	Lap Speed
1	6:39.799	6:39.799	79.510
2	1:48:05.739	1:41:25.940	5.306
3	1:53:26.809	5:21.070	100.576

47 Mark McPHEE

SBK Behind **54.806**
Best Time **5:30.367** Best Speed **97.746** On **4** Gp **a**

Lap	Elapsed Time	Lap Time	Lap Speed
1	6:30.669	6:30.669	81.368
2	13:12.820	6:42.151	80.298
3	1:48:04.804	1:34:51.984	5.673
4	1:53:35.171	5:30.367	97.746

27 James McCANN

SBK Behind **55.834**
Best Time **5:31.395** Best Speed **97.443** On **3** Gp **a**

Lap	Elapsed Time	Lap Time	Lap Speed
1	8:20.540	8:20.540	63.507
2	1:47:50.926	1:39:30.386	5.409
3	1:53:22.321	5:31.395	97.443

2 Ian LOUGHER

SBK Behind **1:14.377**
Best Time **5:49.938** Best Speed **92.279** On **1** Gp **a**

Lap	Elapsed Time	Lap Time	Lap Speed
1	5:49.938	5:49.938	90.839
2	1:47:38.186	1:41:48.248	5.287

Non Qualifiers

Position

16 John BURROWS

SBK Behind **1:15.166**
Best Time **5:50.727** Best Speed **92.072** On **1** Gp **a**

Lap	Elapsed Time	Lap Time	Lap Speed
1	5:50.727	5:50.727	90.635
2	11:54.685	6:03.958	88.725
3	1:54:28.229	1:42:33.544	5.248

42 John HILDRETH

SBK Behind **1:15.681**
Best Time **5:51.242** Best Speed **91.937** On **4** Gp **a**

Lap	Elapsed Time	Lap Time	Lap Speed
1	6:58.254	6:58.254	76.002
2	14:14.656	7:16.402	73.996
3	1:48:21.142	1:34:06.486	5.719
4	1:54:12.384	5:51.242	91.937

43 John TATTERSALL

SBK Behind **1:17.625**
Best Time **5:53.186** Best Speed **91.431** On **4** Gp **a**

Lap	Elapsed Time	Lap Time	Lap Speed
1	6:51.966	6:51.966	77.162
2	14:06.533	7:14.567	74.308
3	1:48:37.487	1:34:30.954	5.694
4	1:54:30.673	5:53.186	91.431

60 Gavin HUNT

SBK Behind **1:20.361**
Best Time **5:55.922** Best Speed **90.728** On **1** Gp **a**

Lap	Elapsed Time	Lap Time	Lap Speed
1	5:55.922	5:55.922	89.312
2	12:32.029	6:36.107	81.523
3	1:48:40.389	1:36:08.360	5.598
4	1:55:33.142	6:52.753	78.236

49 Forbes COWAN

SBK Behind **1:23.944**
Best Time **5:59.505** Best Speed **89.824** On **4** Gp **a**

Lap	Elapsed Time	Lap Time	Lap Speed
1	6:57.456	6:57.456	76.147
2	14:10.583	7:13.127	74.555
3	1:48:27.352	1:34:16.769	5.709
4	1:54:26.857	5:59.505	89.824



RELENTLESS International NORTH WEST 200
in association with Blackhorse
SUPERBIKE



Second Qualifying

Thursday, 13 May 2010

DETAILED RESULT

Non Qualifiers

Position

72 Kevin MAXTED

SBK Behind **1:26.008**
Best Time **6:01.569** Best Speed **89.311** On **4** Gp **a**

Lap	Elapsed Time	Lap Time	Lap Speed
1	6:55.320	6:55.320	76.539
2	14:08.488	7:13.168	74.548
3	1:48:24.232	1:34:15.744	5.710
4	1:54:25.801	6:01.569	89.311

84 James REDPATH

SBK Behind **1:53.692**
Best Time **6:29.253** Best Speed **82.959** On **1** Gp **a**

Lap	Elapsed Time	Lap Time	Lap Speed
1	6:29.253	6:29.253	81.664
2	13:28.052	6:58.799	77.106
3	1:47:51.811	1:34:23.759	5.702

69 Dave WOOLAMS

SBK Behind **1:58.743**
Best Time **6:34.304** Best Speed **81.896** On **1** Gp **a**

Lap	Elapsed Time	Lap Time	Lap Speed
1	6:34.304	6:34.304	80.618
2	13:22.714	6:48.410	79.068

98 Paul OWEN

SBK Behind **2:02.655**
Best Time **6:38.216** Best Speed **81.092** On **2** Gp **a**

Lap	Elapsed Time	Lap Time	Lap Speed
1	6:52.330	6:52.330	77.094
2	13:30.546	6:38.216	81.092
3	1:47:49.928	1:34:19.382	5.706
4	1:55:03.621	7:13.693	74.458

17 Jimmy MOORE

SBK Behind **2:03.073**
Best Time **6:38.634** Best Speed **81.007** On **1** Gp **a**

Lap	Elapsed Time	Lap Time	Lap Speed
1	6:38.634	6:38.634	79.742
2	1:48:04.228	1:41:25.594	5.306
3	1:55:29.883	7:25.655	72.460

Non Qualifiers

Position

83 Graham ENGLISH

SBK Behind **2:53.242**
Best Time **7:28.803** Best Speed **71.951** On **1** Gp **a**

Lap	Elapsed Time	Lap Time	Lap Speed
1	7:28.803	7:28.803	70.828
2	1:49:24.705	1:41:55.902	5.280
3	1:58:02.688	8:37.983	62.342

48 Myles BYRNE

SBK Behind **3:01.736**
Best Time **7:37.297** Best Speed **70.615** On **2** Gp **a**

Lap	Elapsed Time	Lap Time	Lap Speed
1	8:03.432	8:03.432	65.755
2	15:40.729	7:37.297	70.615
3	1:48:11.393	1:32:30.664	5.818
4	1:56:26.864	8:15.471	65.174

41 Paul DOBBS

SBK Behind **5:46.388**
Best Time **10:21.949** Best Speed **51.921** On **1** Gp **a**

Lap	Elapsed Time	Lap Time	Lap Speed
1	10:21.949	10:21.949	51.110



Speed TrapSUPERBIKE SECOND QUALIFYING

<u>No.</u>	<u>Name</u>	<u>Lap 1</u>	<u>Lap 2</u>	<u>Lap 3</u>	<u>Lap 4</u>
1	Steve PLATER	190		194	
2	Ian LOUGHER	187			
3	Stuart EASTON	194			
4	John McGUINNESS	189		193	175
6	Cameron DONALD	192			
7	Michael RUTTER	173		185	184
9	Ian HUTCHINSON			188	174
12	Conor CUMMINS	183		190	
14	William DUNLOP	174			185
15	Stephen THOMPSON	182			167
16	John BURROWS	177			178
17	Jimmy MOORE			175	183
18	Brian McCORMACK	176			180
19	Carl RENNIE	165			
20	Denver ROBB			182	181
26	Michael DUNLOP			183	187
27	James McCANN			186	174
33	Olie LINSDELL	178			
34	Alastair SEELEY	190		184	172
36	Michael NIBLETT			178	
37	Keith AMOR				191
38	Jonathan HOWARTH				177
39	Adrian CLARK				182
40	Martin JESSOPP	181			
41	Paul DOBBS				167
42	John HILDRETH				168
43	John TATTERSALL				168
47	Mark McPHEE			172	179
48	Myles BYRNE	157			
49	Forbes COWAN	167			
56	Tony CZYZEWSKI				177
57	Gerard KINGHAN	167			184
66	Mark BUCKLEY	179			
69	Dave WOOLAMS	171			
70	Daniel KNEEN	169			
71	Davy MORGAN			164	
72	Kevin MAXTED			171	167
77	Ryan FARQUHAR	184			
83	Graham ENGLISH	172			
84	James REDPATH	170			
98	Paul OWEN	167			179
101	Gary MASON				187

RELENTLESS International NORTH WEST 200 in association with Blackhorse




SUPERBIKE

Combined Qualifying

Thursday 13 May 2010

Pos	Class	No	Name	-----Best Time / Qual Laps-----			Overall Best Time / Speed /	
				Session A	Session B		Total Qual Laps	
Qualifying Classification								
1	SBK	1	Steve PLATER	4:32.622	5	5:07.443	1	4:32.622 118.450 6
2	SBK	4	John McGUINNESS	4:35.023	7	4:42.600	2	4:35.023 117.416 9
3	SBK	37	Keith AMOR	4:39.678	6	4:35.561	2	4:35.561 117.186 8
4	SBK	12	Conor CUMMINS	4:37.431	6	4:35.729	2	4:35.729 117.115 8
5	SBK	3	Stuart EASTON	4:35.775	6	4:38.861	2	4:35.775 117.095 8
6	SBK	8	Guy MARTIN	4:41.678	7	4:36.283	2	4:36.283 116.880 9
7	SBK	7	Michael RUTTER	-----		4:36.486	2	4:36.486 116.794 2
8	SBK	26	Michael DUNLOP	4:36.521	5	4:49.720	2	4:36.521 116.780 7
9	SBK	34	Alastair SEELEY	4:39.427	3	4:37.249	2	4:37.249 116.473 5
10	SBK	77	Ryan FARQUHAR	4:38.141	5	4:37.764	3	4:37.764 116.257 8
11	SBK	13	Adrian ARCHIBALD	4:39.018	4	4:41.231	2	4:39.018 115.734 6
12	SBK	9	Ian HUTCHINSON	4:40.946	4	4:40.185	2	4:40.185 115.252 6
13	SBK	6	Cameron DONALD	4:40.748	5	4:46.267	3	4:40.748 115.021 8
14	SBK	5	Bruce ANSTEY	4:42.474	4	4:41.323	3	4:41.323 114.786 7
15	SBK	11	Gary JOHNSON	4:41.822	5	5:13.516	1	4:41.822 114.583 6
16	SBK	2	Ian LOUGHER	4:44.273	4	5:49.938	0	4:44.273 113.595 4
17	SBK	20	Denver ROBB	4:44.796	4	4:49.682	2	4:44.796 113.386 6
18	SBK	14	William DUNLOP	4:45.020	4	5:01.612	1	4:45.020 113.297 5
19	SBK	15	Stephen THOMPSON	4:49.754	4	4:46.385	2	4:46.385 112.757 6
20	SBK	24	James McBRIDE	4:47.743	5	-----		4:47.743 112.225 5
21	SBK	68	Derek BRIEN	4:49.717	6	5:10.795	1	4:49.717 111.460 7
22	SBK	70	Daniel KNEEN	4:49.779	6	4:53.006	2	4:49.779 111.437 8
23	SBK	17	Jimmy MOORE	4:51.056	4	6:38.634	0	4:51.056 110.948 4
24	SBK	16	John BURROWS	4:51.847	5	5:50.727	0	4:51.847 110.647 5
25	SBK	33	Olie LINSDELL	4:52.711	4	5:00.371	1	4:52.711 110.320 5
26	SBK	66	Mark BUCKLEY	4:58.755	3	4:53.582	2	4:53.582 109.993 5
27	SBK	40	Martin JESSOPP	-----		4:53.605	2	4:53.605 109.985 2
28	SBK	60	Gavin HUNT	4:54.455	3	5:55.922	0	4:54.455 109.667 3
29	SBK	39	Adrian CLARK	4:58.506	6	4:54.766	1	4:54.766 109.551 7
30	SBK	51	Paul SHOESMITH	5:22.622	2	4:55.333	2	4:55.333 109.341 4
31	SBK	41	Paul DOBBS	4:55.436	6	10:21.949	0	4:55.436 109.303 6
32	SBK	71	Davy MORGAN	5:18.212	1	4:56.943	1	4:56.943 108.748 2
33	SBK	83	Graham ENGLISH	4:57.166	3	7:28.803	0	4:57.166 108.667 3
34	SBK	52	Dave HEWSON	4:58.197	5	5:21.070	1	4:58.197 108.291 6
35	SBK	69	Dave WOOLAMS	4:59.131	5	6:34.304	0	4:59.131 107.953 5
36	SBK	63	James HILLIER	4:59.483	5	5:04.688	1	4:59.483 107.826 6
37	SBK	18	Brian McCORMACK	4:59.921	3	5:03.787	1	4:59.921 107.668 4
38	SBK	101	Gary MASON	5:06.067	1	4:59.932	1	4:59.932 107.664 2
39	SBK	84	James REDPATH	4:59.986	3	6:29.253	0	4:59.986 107.645 3
40	SBK	36	Michael NIBLETT	5:00.045	6	5:19.138	1	5:00.045 107.624 7
41	SBK	54	Steve HENEGHAN	5:01.171	4	5:21.015	1	5:01.171 107.221 5
42	SBK	21	Ben WYLIE	5:01.452	4	5:02.913	1	5:01.452 107.122 5
43	SBK	32	Paul CRANSTON	5:01.964	5	5:06.726	1	5:01.964 106.940 6
44	SBK	47	Mark McPHEE	5:02.081	3	5:30.367	0	5:02.081 106.898 3
45	SBK	56	Tony CZYZEWSKI	5:02.723	4	-----		5:02.723 106.672 4
46	SBK	27	James McCANN	5:06.495	3	5:31.395	0	5:06.495 105.359 3
47	SBK	43	John TATTERSALL	5:07.664	4	5:53.186	0	5:07.664 104.959 4

These Results are provisional and are subject to ratification by the Stewards of the Meeting.

Track	The Triangle	Signed	Organising Club	Coleraine & District Motor Club
Length(miles)	8.9700 Lap 1 (8.8300)			
Weather		Chief Timekeeper		
Track		Issued At:		

RELENTLESS International NORTH WEST 200 in association with Blackhorse



SUPERBIKE

Combined Qualifying

Thursday 13 May 2010


Qualifying Classification

48	SBK	38	Jonathan HOWARTH	5:07.811	5	5:09.739	1	5:07.811	104.909	6
49	SBK	55	Emlyn HUGHES	5:14.981	4	5:08.694	1	5:08.694	104.608	5
50	SBK	85	Sandor BITTER	5:08.766	5	5:17.461	1	5:08.766	104.584	6
51	SBK	98	Paul OWEN	5:10.768	3	6:38.216	0	5:10.768	103.910	3
52	SBK	29	Ryan McCAY	5:15.709	2	-----		5:15.709	102.284	2
53	SBK	42	John HILDRETH	5:16.312	4	5:51.242	0	5:16.312	102.089	4

Non Qualifiers

SBK	44	William DAVISON	5:13.031	1	-----					1
SBK	58	Fabrice MIGUET	5:16.700	1	-----					1
SBK	53	Donald MacFADYEN	5:23.896	1	-----					1
SBK	49	Forbes COWAN	5:29.470	0	5:59.505	0				0
SBK	48	Myles BYRNE	5:37.590	0	7:37.297	0				0
SBK	72	Kevin MAXTED	5:40.444	0	6:01.569	0				0
SBK	19	Carl RENNIE	6:21.587	0	5:16.363	1				1
SBK	57	Gerard KINGHAN	6:51.332	0	5:06.687	1				1


These Results are provisional and are subject to ratification by the Stewards of the Meeting.

Track	The Triangle	Signed		Organising Club	Coleraine & District Motor Club
Length(miles)	8.9700 Lap 1 (8.8300)		Chief Timekeeper		
Weather		Issued At:			
Track					

YOKO & GREENLINE SUPERBIKE RACES

RACE NUMBER: 1 & 5

GROUP: A



70
KNEEN

68
BRIEN

24
McBRIDE

ROW 7

15
THOMPSON

14
W DUNLOP

20
ROBB

ROW 6

2
LOUGHER

11
JOHNSON

5
ANSTEY

ROW 5

6
DONALD

9
HUTCHINSON

13
ARCHIBALD

ROW 4

77
FARQUHAR

34
SEELEY

26
M DUNLOP

ROW 3

7
RUTTER

8
MARTIN

3
EASTON

ROW 2

12
CUMMINS

37
AMOR

4
McGUINNESS

ROW 1





POLE

YOKO & GREENLINE SUPERBIKE RACES

RACE NUMBER: 1 & 5

GROUP: B



32
CRANSTON

21
WYLIE

54
HENEGHAN

ROW 14

36
NIBLETT

84
REDPATH

101
MASON

ROW 13

18
McCORMACK

63
HILLIER

69
WOOLAMS

ROW 12

52
HEWSON

83
ENGLISH

71
MORGAN

ROW 11

41
DOBBS

51
SHOESMITH

39
CLARK

ROW 10

60
HUNT

40
JESSOPP

66
BUCKLEY


ROW 9

33
LINSELL

16
BURROWS

17
MOORE

ROW 8



YOKO & GREENLINE SUPERBIKE RACES

RACE NUMBER: 1 & 5

GROUP: C

ROW 21

ROW 20

ROW 19

58
MIGUET

48
M BYRNE

42
HILDRETH

ROW 18

29
McCAY

98
OWEN

85
BITTER

ROW 17

55
HUGHES

38
HOWARTH

43
TATTERSALL


ROW 16

27
McCANN

56
CZYZEWSKI

47
McPHEE

ROW 15



RELENTLESS International NORTH WEST 200 in association with Blackhorse



SUPERBIKE

Race 1 - Yoko Bistro Restaurant & Noodle Bar Superbike

Saturday, 15 May 2010

Pos	Class	No	Name	Machine / Sponsor	Gp	Laps	Total Time	Behind	Speed	-----Best Lap-----		
										Time	Speed	On
Race Classification												
1	SBK	4	John McGUINNESS	Honda - HM Plant Honda	a	4	17:58.937		119.251	4:28.696	120.180	4
2	SBK	12	Conor CUMMINS	Kawasaki - McAdoo Kawasaki Racing	a	4	17:59.154	0.217	119.227	4:28.353	120.334	4
3	SBK	34	Alastair SEELEY	Suzuki - Relentless Suzuki by TAS Racing	a	4	17:59.490	0.553	119.190	4:26.909	120.985	4
4	SBK	37	Keith AMOR	BMW - KBMG Racing	a	4	18:06.457	7.520	118.425	4:30.276	119.478	3
5	SBK	3	Stuart EASTON	Honda - Swan Honda	a	4	18:15.605	16.668	117.436	4:32.505	118.501	3
6	SBK	5	Bruce ANSTEY	Suzuki - Relentless Suzuki by TAS Racing	a	4	18:16.183	17.246	117.375	4:33.131	118.229	2
7	SBK	26	Michael DUNLOP	Honda - Street Sweep / Robinson Concrete	a	4	18:17.335	18.398	117.251	4:32.662	118.432	3
8	SBK	6	Cameron DONALD	Suzuki - Relentless Suzuki by TAS Racing	a	4	18:20.970	22.033	116.864	4:34.422	117.673	3
9	SBK	13	Adrian ARCHIBALD	Suzuki - AMA Racing	a	4	18:21.559	22.622	116.802	4:34.538	117.623	4
10	SBK	9	Ian HUTCHINSON	Honda - Padgetts of Batley	a	4	18:33.994	35.057	115.498	4:35.654	117.147	2
11	SBK	70	Daniel KNEEN	Yamaha - Marks Bloom Racing	a	4	18:50.485	51.548	113.813	4:43.245	114.007	2
12	SBK	17	Jimmy MOORE	Yamaha - East Coast Racing	b	4	18:54.669	55.732	113.393	4:41.595	114.675	4
13	SBK	20	Denver ROBB	Suzuki - D.R. Racing	a	4	18:57.549	58.612	113.106	4:41.586	114.679	3
14	SBK	15	Stephen THOMPSON	Kawasaki - MSS Colchester Kawasaki	a	4	18:57.879	58.942	113.074	4:44.587	113.470	2
15	SBK	71	Davy MORGAN	Suzuki - Strangford Holiday Park	b	4	18:58.508	59.571	113.011	4:42.674	114.238	4
16	SBK	60	Gavin HUNT	Yamaha - Sloppy Racing	b	4	18:58.972	1:00.035	112.965	4:42.779	114.195	4
17	SBK	24	James McBRIDE	Yamaha - Downview Finance/Pazzo Racing	a	4	19:01.439	1:02.502	112.721	4:43.601	113.864	4
18	SBK	33	Olie LINSDELL	Yamaha - Team Flitwick Yamaha	b	4	19:07.531	1:08.594	112.122	4:45.645	113.049	3
19	SBK	39	Adrian CLARK	Honda - Adrian Clark Racing	b	4	19:10.123	1:11.186	111.870	4:47.316	112.392	4
20	SBK	101	Gary MASON	Kawasaki - MSS Colchester Kawasaki	b	4	19:10.520	1:11.583	111.831	4:45.645	113.049	3
21	SBK	21	Ben WYLIE	Yamaha - Phase One Endurance	b	4	19:14.351	1:15.414	111.460	4:44.730	113.413	3
22	SBK	40	Martin JESSOPP	BMW - RidersMotorcycles.com	b	4	19:15.651	1:16.714	111.335	4:46.494	112.714	4
23	SBK	41	Paul DOBBS	Yamaha - Dave East Engineering	b	4	19:15.979	1:17.042	111.303	4:49.232	111.647	2
24	SBK	57	Gerard KINGHAN	Suzuki - KP Racing	c	4	19:17.763	1:18.826	111.132	4:47.732	112.229	2
25	SBK	51	Paul SHOESMITH	BMW - Speedfreak Ice Valley Racing	b	4	19:17.816	1:18.879	111.126	4:48.297	112.009	4
26	SBK	52	Dave HEWSON	Kawasaki - The Other Bike Shop	b	4	19:18.422	1:19.485	111.068	4:47.065	112.490	4
27	SBK	68	Derek BRIEN	Kawasaki	a	4	19:18.807	1:19.870	111.031	4:47.779	112.211	4
28	SBK	47	Mark McPHEE	Suzuki	c	4	19:22.295	1:23.358	110.698	4:50.763	111.060	3
29	SBK	83	Graham ENGLISH	Yamaha	b	4	19:30.952	1:32.015	109.880	4:51.128	110.920	2
30	SBK	36	Michael NIBLETT	Honda - Kestral Honda	b	4	19:31.081	1:32.144	109.868	4:50.074	111.323	2
31	SBK	55	Emlyn HUGHES	Suzuki - D & G W Racing	c	4	19:39.652	1:40.715	109.069	4:53.630	109.975	4
32	SBK	85	Sandor BITTER	Suzuki - Barron Transport Services	c	4	19:40.552	1:41.615	108.986	4:53.764	109.925	4
33	SBK	43	John TATTERSALL	Suzuki - Kick Start Motorcycles	c	4	19:41.623	1:42.686	108.888	4:51.847	110.647	4
34	SBK	38	Jonathan HOWARTH	Honda - Midland Motorsport	c	4	19:44.875	1:45.938	108.589	4:51.516	110.773	2
35	SBK	32	Paul CRANSTON	Honda - P & J Fuel Haulage	b	4	19:52.195	1:53.258	107.922	4:56.737	108.824	3
36	SBK	7	Michael RUTTER	BMW - RidersMotorcycles.com	a	4	19:59.827	2:00.890	107.235	4:36.686	116.710	2
37	SBK	69	Dave WOOLAMS	Suzuki - Woolys Autos	b	4	20:02.057	2:03.120	107.037	4:59.146	107.947	3
38	SBK	42	John HILDRETH	Suzuki	c	4	20:23.676	2:24.739	105.145	5:02.346	106.805	3
39	SBK	48	Myles BYRNE	Honda - Step Racing	c	4	20:34.665	2:35.728	104.210	5:06.913	105.215	3
40	SBK	58	Fabrice MIGUET	Kawasaki	c	4	20:56.337	2:57.400	102.412	5:11.616	103.628	3
41	SBK	84	James REDPATH	Suzuki - Raymond Lilley Electrical	b	3	22:14.677	1 Lap	72.206	4:58.958	108.015	2


Fastest Lap / New Lap Record 120.985 mph

SBK	34	Alastair SEELEY	Suzuki - Relentless Suzuki by TAS Racing	a						4:26.909	120.985	4
-----	----	-----------------	------------------------------------------	---	--	--	--	--	--	----------	---------	---

Not Classified

DNF	SBK	63	James HILLIER	Kawasaki - Bournemouth Kawasaki Racing	b	3	14:42.688	1 Lap	109.180	4:50.868	111.019	2
DNF	SBK	77	Ryan FARQUHAR	Kawasaki - MSS Colchester Kawasaki	a	2	9:21.062	2 Laps	114.212	4:44.642	113.448	2
DNF	SBK	98	Paul OWEN	Kawasaki - Speedycom.co.uk	c	2	10:08.634	47.572	105.285	5:10.737	103.921	2
DNF	SBK	18	Brian McCORMACK	Honda - TAG Racing	b	1	4:56.944	3 Laps	107.050	4:56.944	107.050	1
DNF	SBK	27	James McCANN	Suzuki - Lectros Ireland	c	1	4:58.219	1.275	106.593	4:58.219	106.593	1
DNF	SBK	11	Gary JOHNSON	Suzuki - AIM Suzuki	a	1	5:07.683	10.739	103.314	5:07.683	103.314	1
<75%	SBK	66	Mark BUCKLEY	Kawasaki - OTSS Racing	b	1	22:10.719	17:13.775	23.888	22:10.719	23.888	1

These Results are provisional and are subject to ratification by the Stewards of the Meeting.

Track	The Triangle	Signed		Organising Club	Coleraine & District Motor C
Length(miles)	8.9700 Lap 1 (8.8300)	Chief Timekeeper		Warmup Started	11:33:31.404
Weather	Sunny	Issued At:	12:08:56	Race Started	11:43:36.106
Track	Dry			Gp Time Diff - b 26.18 / c 51.64	



MCUI
Ulster Centre
Timing
www.elaps-timing.com



RELENTLESS International NORTH WEST 200 in association with Blackhorse

SUPERBIKE

Race 1 - Yoko Bistro Restaurant & Noodle Bar Superbike

Saturday, 15 May 2010

DETAILED RESULT



Race Classification

1 4 John McGUINNESS

Total Time **17:58.937** Avg Speed **119.251** Behind
Best Time **4:28.696** Best Speed **120.180** On **4** Gp **a**

Lap	Elapsed Time	Lap Time	Lap Speed
1	4:30.439	4:30.439	117.542
2	9:00.751	4:30.312	119.462
3	13:30.241	4:29.490	119.826
4	17:58.937	4:28.696	120.180

2 12 Conor CUMMINS

Total Time **17:59.154** Avg Speed **119.227** Behind **0.217**
Best Time **4:28.353** Best Speed **120.334** On **4** Gp **a**

Lap	Elapsed Time	Lap Time	Lap Speed
1	4:29.340	4:29.340	118.022
2	9:01.078	4:31.738	118.835
3	13:30.801	4:29.723	119.723
4	17:59.154	4:28.353	120.334

3 34 Alastair SEELEY

Total Time **17:59.490** Avg Speed **119.190** Behind **0.553**
Best Time **4:26.909** Best Speed **120.985** On **4** Gp **a**

Lap	Elapsed Time	Lap Time	Lap Speed
1	4:34.530	4:34.530	115.791
2	9:04.420	4:29.890	119.649
3	13:32.581	4:28.161	120.420
4	17:59.490	4:26.909	120.985

4 37 Keith AMOR

Total Time **18:06.457** Avg Speed **118.425** Behind **7.520**
Best Time **4:30.276** Best Speed **119.478** On **3** Gp **a**

Lap	Elapsed Time	Lap Time	Lap Speed
1	4:31.061	4:31.061	117.272
2	9:02.068	4:31.007	119.156
3	13:32.344	4:30.276	119.478
4	18:06.457	4:34.113	117.805

5 3 Stuart EASTON

Total Time **18:15.605** Avg Speed **117.436** Behind **16.668**
Best Time **4:32.505** Best Speed **118.501** On **3** Gp **a**

Lap	Elapsed Time	Lap Time	Lap Speed
1	4:35.195	4:35.195	115.511
2	9:08.120	4:32.925	118.318
3	13:40.625	4:32.505	118.501
4	18:15.605	4:34.980	117.434

Race Classification

6 5 Bruce ANSTEY

Total Time **18:16.183** Avg Speed **117.375** Behind **17.246**
Best Time **4:33.131** Best Speed **118.229** On **2** Gp **a**

Lap	Elapsed Time	Lap Time	Lap Speed
1	4:33.672	4:33.672	116.154
2	9:06.803	4:33.131	118.229
3	13:40.831	4:34.028	117.842
4	18:16.183	4:35.352	117.275

7 26 Michael DUNLOP

Total Time **18:17.335** Avg Speed **117.251** Behind **18.398**
Best Time **4:32.662** Best Speed **118.432** On **3** Gp **a**

Lap	Elapsed Time	Lap Time	Lap Speed
1	4:36.941	4:36.941	114.783
2	9:10.132	4:33.191	118.203
3	13:42.794	4:32.662	118.432
4	18:17.335	4:34.541	117.622

8 6 Cameron DONALD

Total Time **18:20.970** Avg Speed **116.864** Behind **22.033**
Best Time **4:34.422** Best Speed **117.673** On **3** Gp **a**

Lap	Elapsed Time	Lap Time	Lap Speed
1	4:37.478	4:37.478	114.560
2	9:11.906	4:34.428	117.670
3	13:46.328	4:34.422	117.673
4	18:20.970	4:34.642	117.579

9 13 Adrian ARCHIBALD

Total Time **18:21.559** Avg Speed **116.802** Behind **22.622**
Best Time **4:34.538** Best Speed **117.623** On **4** Gp **a**

Lap	Elapsed Time	Lap Time	Lap Speed
1	4:35.761	4:35.761	115.274
2	9:11.586	4:35.825	117.074
3	13:47.021	4:35.435	117.240
4	18:21.559	4:34.538	117.623

10 9 Ian HUTCHINSON

Total Time **18:33.994** Avg Speed **115.498** Behind **35.057**
Best Time **4:35.654** Best Speed **117.147** On **2** Gp **a**

Lap	Elapsed Time	Lap Time	Lap Speed
1	4:35.615	4:35.615	115.335
2	9:11.269	4:35.654	117.147
3	13:51.774	4:40.505	115.121
4	18:33.994	4:42.220	114.421



RELENTLESS International NORTH WEST 200 in association with Blackhorse

SUPERBIKE

Race 1 - Yoko Bistro Restaurant & Noodle Bar Superbike

Saturday, 15 May 2010

DETAILED RESULT



Race Classification

11 70 Daniel KNEEN

Total Time **18:50.485** Avg Speed **113.813** Behind **51.548**
Best Time **4:43.245** Best Speed **114.007** On **2** Gp **a**

Lap	Elapsed Time	Lap Time	Lap Speed
1	4:39.507	4:39.507	113.729
2	9:22.752	4:43.245	114.007
3	14:06.077	4:43.325	113.975
4	18:50.485	4:44.408	113.541

12 17 Jimmy MOORE

Total Time **18:54.669** Avg Speed **113.393** Behind **55.732**
Best Time **4:41.595** Best Speed **114.675** On **4** Gp **b**

Lap	Elapsed Time	Lap Time	Lap Speed
1	4:44.817	4:44.817	111.609
2	9:30.920	4:46.103	112.868
3	14:13.074	4:42.154	114.448
4	18:54.669	4:41.595	114.675

13 20 Denver ROBB

Total Time **18:57.549** Avg Speed **113.106** Behind **58.612**
Best Time **4:41.586** Best Speed **114.679** On **3** Gp **a**

Lap	Elapsed Time	Lap Time	Lap Speed
1	4:47.853	4:47.853	110.431
2	9:34.168	4:46.315	112.785
3	14:15.754	4:41.586	114.679
4	18:57.549	4:41.795	114.594

14 15 Stephen THOMPSON

Total Time **18:57.879** Avg Speed **113.074** Behind **58.942**
Best Time **4:44.587** Best Speed **113.470** On **2** Gp **a**

Lap	Elapsed Time	Lap Time	Lap Speed
1	4:43.157	4:43.157	112.263
2	9:27.744	4:44.587	113.470
3	14:13.220	4:45.476	113.116
4	18:57.879	4:44.659	113.441

15 71 Davy MORGAN

Total Time **18:58.508** Avg Speed **113.011** Behind **59.571**
Best Time **4:42.674** Best Speed **114.238** On **4** Gp **b**

Lap	Elapsed Time	Lap Time	Lap Speed
1	4:47.252	4:47.252	110.662
2	9:32.216	4:44.964	113.320
3	14:15.834	4:43.618	113.857
4	18:58.508	4:42.674	114.238

Race Classification

16 60 Gavin HUNT

Total Time **18:58.972** Avg Speed **112.965** Behind **1:00.035**
Best Time **4:42.779** Best Speed **114.195** On **4** Gp **b**

Lap	Elapsed Time	Lap Time	Lap Speed
1	4:45.909	4:45.909	111.182
2	9:33.186	4:47.277	112.407
3	14:16.193	4:43.007	114.103
4	18:58.972	4:42.779	114.195

17 24 James McBRIDE

Total Time **19:01.439** Avg Speed **112.721** Behind **1:02.502**
Best Time **4:43.601** Best Speed **113.864** On **4** Gp **a**

Lap	Elapsed Time	Lap Time	Lap Speed
1	4:48.841	4:48.841	110.054
2	9:33.460	4:44.619	113.457
3	14:17.838	4:44.378	113.553
4	19:01.439	4:43.601	113.864

18 33 Olie LINSDELL

Total Time **19:07.531** Avg Speed **112.122** Behind **1:08.594**
Best Time **4:45.645** Best Speed **113.049** On **3** Gp **b**

Lap	Elapsed Time	Lap Time	Lap Speed
1	4:45.667	4:45.667	111.276
2	9:34.276	4:48.609	111.888
3	14:19.921	4:45.645	113.049
4	19:07.531	4:47.610	112.277

19 39 Adrian CLARK

Total Time **19:10.123** Avg Speed **111.870** Behind **1:11.186**
Best Time **4:47.316** Best Speed **112.392** On **4** Gp **b**

Lap	Elapsed Time	Lap Time	Lap Speed
1	4:46.454	4:46.454	110.971
2	9:35.108	4:48.654	111.871
3	14:22.807	4:47.699	112.242
4	19:10.123	4:47.316	112.392

20 101 Gary MASON

Total Time **19:10.520** Avg Speed **111.831** Behind **1:11.583**
Best Time **4:45.645** Best Speed **113.049** On **3** Gp **b**

Lap	Elapsed Time	Lap Time	Lap Speed
1	4:52.808	4:52.808	108.563
2	9:38.717	4:45.909	112.945
3	14:24.362	4:45.645	113.049
4	19:10.520	4:46.158	112.847

RELENTLESS International NORTH WEST 200 in association with Blackhorse



SUPERBIKE

Race 1 - Yoko Bistro Restaurant & Noodle Bar Superbike

Saturday, 15 May 2010

DETAILED RESULT

Race Classification

21 21 Ben WYLIE

Total Time **19:14.351** Avg Speed **111.460** Behind **1:15.414**
Best Time **4:44.730** Best Speed **113.413** On **3** Gp **b**

Lap	Elapsed Time	Lap Time	Lap Speed
1	4:56.280	4:56.280	107.290
2	9:43.547	4:47.267	112.411
3	14:28.277	4:44.730	113.413
4	19:14.351	4:46.074	112.880

22 40 Martin JESSOPP

Total Time **19:15.651** Avg Speed **111.335** Behind **1:16.714**
Best Time **4:46.494** Best Speed **112.714** On **4** Gp **b**

Lap	Elapsed Time	Lap Time	Lap Speed
1	4:45.284	4:45.284	111.426
2	9:32.905	4:47.621	112.273
3	14:29.157	4:56.252	109.002
4	19:15.651	4:46.494	112.714

23 41 Paul DOBBS

Total Time **19:15.979** Avg Speed **111.303** Behind **1:17.042**
Best Time **4:49.232** Best Speed **111.647** On **2** Gp **b**

Lap	Elapsed Time	Lap Time	Lap Speed
1	4:47.789	4:47.789	110.456
2	9:37.021	4:49.232	111.647
3	14:26.311	4:49.290	111.625
4	19:15.979	4:49.668	111.479

24 57 Gerard KINGHAN

Total Time **19:17.763** Avg Speed **111.132** Behind **1:18.826**
Best Time **4:47.732** Best Speed **112.229** On **2** Gp **c**

Lap	Elapsed Time	Lap Time	Lap Speed
1	4:46.976	4:46.976	110.769
2	9:34.708	4:47.732	112.229
3	14:25.168	4:50.460	111.175
4	19:17.763	4:52.595	110.364

25 51 Paul SHOESMITH

Total Time **19:17.816** Avg Speed **111.126** Behind **1:18.879**
Best Time **4:48.297** Best Speed **112.009** On **4** Gp **b**

Lap	Elapsed Time	Lap Time	Lap Speed
1	4:48.782	4:48.782	110.076
2	9:38.272	4:49.490	111.548
3	14:29.519	4:51.247	110.875
4	19:17.816	4:48.297	112.009

Race Classification

26 52 Dave HEWSON

Total Time **19:18.422** Avg Speed **111.068** Behind **1:19.485**
Best Time **4:47.065** Best Speed **112.490** On **4** Gp **b**

Lap	Elapsed Time	Lap Time	Lap Speed
1	4:50.532	4:50.532	109.413
2	9:41.620	4:51.088	110.936
3	14:31.357	4:49.737	111.453
4	19:18.422	4:47.065	112.490

27 68 Derek BRIEN

Total Time **19:18.807** Avg Speed **111.031** Behind **1:19.870**
Best Time **4:47.779** Best Speed **112.211** On **4** Gp **a**

Lap	Elapsed Time	Lap Time	Lap Speed
1	4:51.227	4:51.227	109.152
2	9:40.551	4:49.324	111.612
3	14:31.028	4:50.477	111.169
4	19:18.807	4:47.779	112.211

28 47 Mark McPHEE

Total Time **19:22.295** Avg Speed **110.698** Behind **1:23.358**
Best Time **4:50.763** Best Speed **111.060** On **3** Gp **c**

Lap	Elapsed Time	Lap Time	Lap Speed
1	4:47.633	4:47.633	110.516
2	9:40.746	4:53.113	110.169
3	14:31.509	4:50.763	111.060
4	19:22.295	4:50.786	111.051

29 83 Graham ENGLISH

Total Time **19:30.952** Avg Speed **109.880** Behind **1:32.015**
Best Time **4:51.128** Best Speed **110.920** On **2** Gp **b**

Lap	Elapsed Time	Lap Time	Lap Speed
1	4:51.901	4:51.901	108.900
2	9:43.029	4:51.128	110.920
3	14:37.932	4:54.903	109.500
4	19:30.952	4:53.020	110.204

30 36 Michael NIBLETT

Total Time **19:31.081** Avg Speed **109.868** Behind **1:32.144**
Best Time **4:50.074** Best Speed **111.323** On **2** Gp **b**

Lap	Elapsed Time	Lap Time	Lap Speed
1	4:53.066	4:53.066	108.467
2	9:43.140	4:50.074	111.323
3	14:35.376	4:52.236	110.500
4	19:31.081	4:55.705	109.203



MCUI
Ulster Centre
Timing
www.elaps-timing.com



RELENTLESS International NORTH WEST 200 in association with Blackhorse

SUPERBIKE

Race 1 - Yoko Bistro Restaurant & Noodle Bar Superbike

Saturday, 15 May 2010

DETAILED RESULT



Race Classification

31 55 Emlyn HUGHES

Total Time **19:39.652** Avg Speed **109.069** Behind **1:40.715**
Best Time **4:53.630** Best Speed **109.975** On **4** Gp **c**

Lap	Elapsed Time	Lap Time	Lap Speed
1	4:55.758	4:55.758	107.480
2	9:50.224	4:54.466	109.663
3	14:46.022	4:55.798	109.169
4	19:39.652	4:53.630	109.975

32 85 Sandor BITTER

Total Time **19:40.552** Avg Speed **108.986** Behind **1:41.615**
Best Time **4:53.764** Best Speed **109.925** On **4** Gp **c**

Lap	Elapsed Time	Lap Time	Lap Speed
1	4:55.529	4:55.529	107.563
2	9:51.384	4:55.855	109.148
3	14:46.788	4:55.404	109.315
4	19:40.552	4:53.764	109.925

33 43 John TATTERSALL

Total Time **19:41.623** Avg Speed **108.888** Behind **1:42.686**
Best Time **4:51.847** Best Speed **110.647** On **4** Gp **c**

Lap	Elapsed Time	Lap Time	Lap Speed
1	4:58.565	4:58.565	106.469
2	9:56.014	4:57.449	108.563
3	14:49.776	4:53.762	109.926
4	19:41.623	4:51.847	110.647

34 38 Jonathan HOWARTH

Total Time **19:44.875** Avg Speed **108.589** Behind **1:45.938**
Best Time **4:51.516** Best Speed **110.773** On **2** Gp **c**

Lap	Elapsed Time	Lap Time	Lap Speed
1	4:46.559	4:46.559	110.930
2	9:38.075	4:51.516	110.773
3	14:51.469	5:13.394	103.040
4	19:44.875	4:53.406	110.059

35 32 Paul CRANSTON

Total Time **19:52.195** Avg Speed **107.922** Behind **1:53.258**
Best Time **4:56.737** Best Speed **108.824** On **3** Gp **b**

Lap	Elapsed Time	Lap Time	Lap Speed
1	5:00.621	5:00.621	105.741
2	9:57.656	4:57.035	108.714
3	14:54.393	4:56.737	108.824
4	19:52.195	4:57.802	108.434

Race Classification

36 7 Michael RUTTER

Total Time **19:59.827** Avg Speed **107.235** Behind **2:00.890**
Best Time **4:36.686** Best Speed **116.710** On **2** Gp **a**

Lap	Elapsed Time	Lap Time	Lap Speed
1	4:39.775	4:39.775	113.620
2	9:16.461	4:36.686	116.710
3	13:56.164	4:39.703	115.451
4	19:49.827	5:53.663	91.307

37 69 Dave WOOLAMS

Total Time **20:02.057** Avg Speed **107.037** Behind **2:03.120**
Best Time **4:59.146** Best Speed **107.947** On **3** Gp **b**

Lap	Elapsed Time	Lap Time	Lap Speed
1	5:01.791	5:01.791	105.331
2	10:01.905	5:00.114	107.599
3	15:01.051	4:59.146	107.947
4	20:02.057	5:01.006	107.280

38 42 John HILDRETH

Total Time **20:23.676** Avg Speed **105.145** Behind **2:24.739**
Best Time **5:02.346** Best Speed **106.805** On **3** Gp **c**

Lap	Elapsed Time	Lap Time	Lap Speed
1	5:12.215	5:12.215	101.814
2	10:16.467	5:04.252	106.136
3	15:18.813	5:02.346	106.805
4	20:23.676	5:04.863	105.923

39 48 Myles BYRNE

Total Time **20:34.665** Avg Speed **104.210** Behind **2:35.728**
Best Time **5:06.913** Best Speed **105.215** On **3** Gp **c**

Lap	Elapsed Time	Lap Time	Lap Speed
1	5:05.808	5:05.808	103.948
2	10:15.185	5:09.377	104.378
3	15:22.098	5:06.913	105.215
4	20:34.665	5:12.567	103.312

40 58 Fabrice MIGUET

Total Time **20:56.337** Avg Speed **102.412** Behind **2:57.400**
Best Time **5:11.616** Best Speed **103.628** On **3** Gp **c**

Lap	Elapsed Time	Lap Time	Lap Speed
1	5:10.699	5:10.699	102.311
2	10:27.049	5:16.350	102.077
3	15:38.665	5:11.616	103.628
4	20:56.337	5:17.672	101.652

RELENTLESS International NORTH WEST 200 in association with Blackhorse

SUPERBIKE

Race 1 - Yoko Bistro Restaurant & Noodle Bar Superbike

Saturday, 15 May 2010

DETAILED RESULT



Race Classification

41 84 James REDPATH

Total Time **22:14.677** Avg Speed **72.206** Behind **1 Lap**
Best Time **4:58.958** Best Speed **108.015** On **2** Gp **b**

Lap	Elapsed Time	Lap Time	Lap Speed
1	5:02.276	5:02.276	105.162
2	10:01.234	4:58.958	108.015
3	22:14.677	12:13.443	44.028

Not Classified

DNF 63 James HILLIER

Total Time **14:42.688** Avg Speed **109.180** Behind **1 Lap**
Best Time **4:50.868** Best Speed **111.019** On **2** Gp **b**

Lap	Elapsed Time	Lap Time	Lap Speed
1	4:44.586	4:44.586	111.699
2	9:35.454	4:50.868	111.019
3	14:42.688	5:07.234	105.106

DNF 77 Ryan FARQUHAR

Total Time **9:21.062** Avg Speed **114.212** Behind **2 Laps**
Best Time **4:44.642** Best Speed **113.448** On **2** Gp **a**

Lap	Elapsed Time	Lap Time	Lap Speed
1	4:36.420	4:36.420	114.999
2	9:21.062	4:44.642	113.448

DNF 98 Paul OWEN

Total Time **10:08.634** Avg Speed **105.285** Behind **47.572**
Best Time **5:10.737** Best Speed **103.921** On **2** Gp **c**

Lap	Elapsed Time	Lap Time	Lap Speed
1	4:57.897	4:57.897	106.708
2	10:08.634	5:10.737	103.921

DNF 18 Brian McCORMACK

Total Time **4:56.944** Avg Speed **107.050** Behind **3 Laps**
Best Time **4:56.944** Best Speed **107.050** On **1** Gp **b**

Lap	Elapsed Time	Lap Time	Lap Speed
1	4:56.944	4:56.944	107.050

DNF 27 James McCANN

Total Time **4:58.219** Avg Speed **106.593** Behind **1.275**
Best Time **4:58.219** Best Speed **106.593** On **1** Gp **c**

Lap	Elapsed Time	Lap Time	Lap Speed
1	4:58.219	4:58.219	106.593

Not Classified

DNF 11 Gary JOHNSON

Total Time **5:07.683** Avg Speed **103.314** Behind **10.739**
Best Time **5:07.683** Best Speed **103.314** On **1** Gp **a**

Lap	Elapsed Time	Lap Time	Lap Speed
1	5:07.683	5:07.683	103.314

<75% 66 Mark BUCKLEY

Total Time **22:10.719** Avg Speed **23.888** Behind **17:13.775**
Best Time **22:10.71** Best Speed **23.888** On **1** Gp **b**

Lap	Elapsed Time	Lap Time	Lap Speed
1	22:10.719	22:10.719	23.888

RELENTLESS International NORTH WEST 200 in association with Blackhorse

SUPERBIKE

Race 1 - Yoko Bistro Restaurant & Noodle Bar Superbike

LAP CHART



1					2					3				
No	Name	G	Elapsed Time	Lap Time	No	Name	G	Elapsed Time	Lap Time	No	Name	G	Elapsed Time	Lap Time
12	Conor CUMMINS	a	4:29.340	4:29.340	4	John McGUINNESS	a	9:00.751	4:30.312	4	John McGUINNESS	a	13:30.241	4:29.490
4	John McGUINNESS	a	4:30.439	4:30.439	12	Conor CUMMINS	a	9:01.078	4:31.738	12	Conor CUMMINS	a	13:30.801	4:29.723
37	Keith AMOR	a	4:31.061	4:31.061	37	Keith AMOR	a	9:02.068	4:31.007	37	Keith AMOR	a	13:32.344	4:30.276
5	Bruce ANSTEY	a	4:33.672	4:33.672	34	Alastair SEELEY	a	9:04.420	4:29.890	34	Alastair SEELEY	a	13:32.581	4:28.161
34	Alastair SEELEY	a	4:34.530	4:34.530	5	Bruce ANSTEY	a	9:06.803	4:33.131	3	Stuart EASTON	a	13:40.625	4:32.505
3	Stuart EASTON	a	4:35.195	4:35.195	3	Stuart EASTON	a	9:08.120	4:32.925	5	Bruce ANSTEY	a	13:40.831	4:34.028
9	Ian HUTCHINSON	a	4:35.615	4:35.615	26	Michael DUNLOP	a	9:10.132	4:33.191	26	Michael DUNLOP	a	13:42.794	4:32.662
13	Adrian ARCHIBALD	a	4:35.761	4:35.761	9	Ian HUTCHINSON	a	9:11.269	4:35.654	6	Cameron DONALD	a	13:46.328	4:34.422
77	Ryan FARQUHAR	a	4:36.420	4:36.420	13	Adrian ARCHIBALD	a	9:11.586	4:35.825	13	Adrian ARCHIBALD	a	13:47.021	4:35.435
26	Michael DUNLOP	a	4:36.941	4:36.941	6	Cameron DONALD	a	9:11.906	4:34.428	9	Ian HUTCHINSON	a	13:51.774	4:40.505
6	Cameron DONALD	a	4:37.478	4:37.478	7	Michael RUTTER	a	9:16.461	4:36.686	7	Michael RUTTER	a	13:56.164	4:39.703
70	Daniel KNEEN	a	4:39.507	4:39.507	77	Ryan FARQUHAR	a	9:21.062	4:44.642	70	Daniel KNEEN	a	14:06.077	4:43.325
7	Michael RUTTER	a	4:39.775	4:39.775	70	Daniel KNEEN	a	9:22.752	4:43.245	17	Jimmy MOORE	b	14:13.074	4:42.154
15	Stephen THOMPSON	a	4:43.157	4:43.157	15	Stephen THOMPSON	a	9:27.744	4:44.587	15	Stephen THOMPSON	a	14:13.220	4:45.476
63	James HILLIER	b	4:44.586	4:44.586	17	Jimmy MOORE	b	9:30.920	4:46.103	20	Denver ROBB	a	14:15.754	4:41.586
17	Jimmy MOORE	b	4:44.817	4:44.817	71	Davy MORGAN	b	9:32.216	4:44.964	71	Davy MORGAN	b	14:15.834	4:43.618
40	Martin JESSOPP	b	4:45.284	4:45.284	40	Martin JESSOPP	b	9:32.905	4:47.621	60	Gavin HUNT	b	14:16.193	4:43.007
33	Olie LINSDELL	b	4:45.667	4:45.667	60	Gavin HUNT	b	9:33.186	4:47.277	24	James McBRIDE	a	14:17.838	4:44.378
60	Gavin HUNT	b	4:45.909	4:45.909	24	James McBRIDE	a	9:33.460	4:44.619	33	Olie LINSDELL	b	14:19.921	4:45.645
39	Adrian CLARK	b	4:46.454	4:46.454	20	Denver ROBB	a	9:34.168	4:46.315	39	Adrian CLARK	b	14:22.807	4:47.699
38	Jonathan HOWARTH	c	4:46.559	4:46.559	33	Olie LINSDELL	b	9:34.276	4:48.609	101	Gary MASON	b	14:24.362	4:45.645
57	Gerard KINGHAN	c	4:46.976	4:46.976	57	Gerard KINGHAN	c	9:34.708	4:47.732	57	Gerard KINGHAN	c	14:25.168	4:50.460
71	Davy MORGAN	b	4:47.252	4:47.252	39	Adrian CLARK	b	9:35.108	4:48.654	41	Paul DOBBS	b	14:26.311	4:49.290
47	Mark McPHEE	c	4:47.633	4:47.633	63	James HILLIER	b	9:35.454	4:50.868	21	Ben WYLIE	b	14:28.277	4:44.730
41	Paul DOBBS	b	4:47.789	4:47.789	41	Paul DOBBS	b	9:37.021	4:49.232	40	Martin JESSOPP	b	14:29.157	4:56.252
20	Denver ROBB	a	4:47.853	4:47.853	38	Jonathan HOWARTH	c	9:38.075	4:51.516	51	Paul SHOESMITH	b	14:29.519	4:51.247
51	Paul SHOESMITH	b	4:48.782	4:48.782	51	Paul SHOESMITH	b	9:38.272	4:49.490	68	Derek BRIEN	a	14:31.028	4:50.477
24	James McBRIDE	a	4:48.841	4:48.841	101	Gary MASON	b	9:38.717	4:45.909	52	Dave HEWSON	b	14:31.357	4:49.737
52	Dave HEWSON	b	4:50.532	4:50.532	68	Derek BRIEN	a	9:40.551	4:49.324	47	Mark McPHEE	c	14:31.509	4:50.763
68	Derek BRIEN	a	4:51.227	4:51.227	47	Mark McPHEE	c	9:40.746	4:53.113	36	Michael NIBLETT	b	14:35.376	4:52.236
83	Graham ENGLISH	b	4:51.901	4:51.901	52	Dave HEWSON	b	9:41.620	4:51.088	83	Graham ENGLISH	b	14:37.932	4:54.903
101	Gary MASON	b	4:52.808	4:52.808	83	Graham ENGLISH	b	9:43.029	4:51.128	63	James HILLIER	b	14:42.688	5:07.234
36	Michael NIBLETT	b	4:53.066	4:53.066	36	Michael NIBLETT	b	9:43.140	4:50.074	55	Emlyn HUGHES	c	14:46.022	4:55.798
85	Sandor BITTER	c	4:55.529	4:55.529	21	Ben WYLIE	b	9:43.547	4:47.267	85	Sandor BITTER	c	14:46.788	4:55.404
55	Emlyn HUGHES	c	4:55.758	4:55.758	55	Emlyn HUGHES	c	9:50.224	4:54.466	43	John TATTERSALL	c	14:49.776	4:53.762
21	Ben WYLIE	b	4:56.280	4:56.280	85	Sandor BITTER	c	9:51.384	4:55.855	38	Jonathan HOWARTH	c	14:51.469	5:13.394
18	Brian McCORMACK	b	4:56.944	4:56.944	43	John TATTERSALL	c	9:56.014	4:57.449	32	Paul CRANSTON	b	14:54.393	4:56.737
98	Paul OWEN	c	4:57.897	4:57.897	32	Paul CRANSTON	b	9:57.656	4:57.035	69	Dave WOOLAMS	b	15:01.051	4:59.146
27	James McCANN	c	4:58.219	4:58.219	84	James REDPATH	b	10:01.234	4:58.958	42	John HILDRETH	c	15:18.813	5:02.346
43	John TATTERSALL	c	4:58.565	4:58.565	69	Dave WOOLAMS	b	10:01.905	5:00.114	48	Myles BYRNE	c	15:22.098	5:06.913
32	Paul CRANSTON	b	5:00.621	5:00.621	98	Paul OWEN	c	10:08.634	5:10.737	58	Fabrice MIGUET	c	15:38.665	5:11.616
69	Dave WOOLAMS	b	5:01.791	5:01.791	48	Myles BYRNE	c	10:15.185	5:09.377	84	James REDPATH	b	22:14.677	12:13.44
84	James REDPATH	b	5:02.276	5:02.276	42	John HILDRETH	c	10:16.467	5:04.252					
48	Myles BYRNE	c	5:05.808	5:05.808	58	Fabrice MIGUET	c	10:27.049	5:16.350					
11	Gary JOHNSON	a	5:07.683	5:07.683										
58	Fabrice MIGUET	c	5:10.699	5:10.699										
42	John HILDRETH	c	5:12.215	5:12.215										
66	Mark BUCKLEY	b	22:10.719	22:10.719										

RELENTLESS International NORTH WEST 200 in association with Blackhorse

SUPERBIKE

Race 1 - Yoko Bistro Restaurant & Noodle Bar Superbike

LAP CHART



4

No	Name	G	Elapsed Time	Lap Time
4	John McGUINNESS	a	17:58.937	4:28.696
12	Conor CUMMINS	a	17:59.154	4:28.353
34	Alastair SEELEY	a	17:59.490	4:26.909
37	Keith AMOR	a	18:06.457	4:34.113
3	Stuart EASTON	a	18:15.605	4:34.980
5	Bruce ANSTEY	a	18:16.183	4:35.352
26	Michael DUNLOP	a	18:17.335	4:34.541
6	Cameron DONALD	a	18:20.970	4:34.642
13	Adrian ARCHIBALD	a	18:21.559	4:34.538
9	Ian HUTCHINSON	a	18:33.994	4:42.220
70	Daniel KNEEN	a	18:50.485	4:44.408
17	Jimmy MOORE	b	18:54.669	4:41.595
20	Denver ROBB	a	18:57.549	4:41.795
15	Stephen THOMPSON	a	18:57.879	4:44.659
71	Davy MORGAN	b	18:58.508	4:42.674
60	Gavin HUNT	b	18:58.972	4:42.779
24	James McBRIDE	a	19:01.439	4:43.601
33	Olie LINSDELL	b	19:07.531	4:47.610
39	Adrian CLARK	b	19:10.123	4:47.316
101	Gary MASON	b	19:10.520	4:46.158
21	Ben WYLIE	b	19:14.351	4:46.074
40	Martin JESSOPP	b	19:15.651	4:46.494
41	Paul DOBBS	b	19:15.979	4:49.668
57	Gerard KINGHAN	c	19:17.763	4:52.595
51	Paul SHOESMITH	b	19:17.816	4:48.297
52	Dave HEWSON	b	19:18.422	4:47.065
68	Derek BRIEN	a	19:18.807	4:47.779
47	Mark McPHEE	c	19:22.295	4:50.786
83	Graham ENGLISH	b	19:30.952	4:53.020
36	Michael NIBLETT	b	19:31.081	4:55.705
55	Emlyn HUGHES	c	19:39.652	4:53.630
85	Sandor BITTER	c	19:40.552	4:53.764
43	John TATTERSALL	c	19:41.623	4:51.847
38	Jonathan HOWARTH	c	19:44.875	4:53.406
7	Michael RUTTER	a	19:49.827	5:53.663
32	Paul CRANSTON	b	19:52.195	4:57.802
69	Dave WOOLAMS	b	20:02.057	5:01.006
42	John HILDRETH	c	20:23.676	5:04.863
48	Myles BYRNE	c	20:34.665	5:12.567
58	Fabrice MIGUET	c	20:56.337	5:17.672



MCUI
Ulster Centre
Timing
www.elaps-timing.com



Powered by
e-Laps II
© 2010
Walter Marks



Speed TrapYoko Superbike Race

<u>No.</u>	<u>Name</u>	<u>Lap 1</u>	<u>Lap 2</u>	<u>Lap 3</u>	<u>Lap 4</u>
3	Stuart EASTON		202		
4	John McGUINNESS		196	194	194
5	Bruce ANSTEY		192	189	194
6	Cameron DONALD			192	194
7	Michael RUTTER			193	
9	Ian HUTCHINSON				193
11	Gary JOHNSON	162			
12	Conor CUMMINS	194	195		192
15	Stephen THOMPSON		181	13	
17	Jimmy MOORE			189	184
20	Denver ROBB	184		184	
21	Ben WYLIE		179		
24	James McBRIDE				175
26	Michael DUNLOP			192	
32	Paul CRANSTON		175	171	
33	Olie LINSDELL			181	178
34	Alastair SEELEY			193	
36	Michael NIBLETT				171
37	Keith AMOR		193	195	
38	Jonathan HOWARTH	185	181		
39	Adrian CLARK		187	182	181
41	Paul DOBBS				181
42	John HILDRETH				170
43	John TATTERSALL			168	178
44	William DAVISON			182	
47	Mark McPHEE				179
48	Myles BYRNE		167	171	160
51	Paul SHOESMITH				182
52	Dave HEWSON		187		182
57	Gerard KINGHAN				174
58	Fabrice MIGUET	179		171	
60	Gavin HUNT				178
69	Dave WOOLAMS			175	172
70	Daniel KNEEN			183	182
83	Graham ENGLISH			171	186
84	James REDPATH	178			
85	Sandor BITTER		185		
98	Paul OWEN		173		