



**TUESDAY 11<sup>th</sup> – SATURDAY 15<sup>th</sup> MAY 2010**

**promoted by  
Coleraine & District Motor Club  
[www.northwest200.org](http://www.northwest200.org)**



**SUPERSPORT RACE**



# The Triangle Circuit 8.970 miles



## LAP RECORDS (for 8.966 miles circuit 1998-2009)

| Class      | Rider         | Machine | m | s      | mph     | Year |
|------------|---------------|---------|---|--------|---------|------|
| 125cc      | Robert Dunlop | Honda   | 5 | 12.909 | 103.153 | 2006 |
| Supersport | Steve Plater  | Yamaha  | 4 | 30.792 | 119.197 | 2008 |
| Superstock | Guy Martin    | Honda   | 4 | 24.682 | 121.949 | 2008 |
| Superbike  | Steve Plater  | Honda   | 4 | 20.074 | 124.109 | 2006 |

## MOST WINS at NORTH WEST 200

|                   |    |           |                                       |
|-------------------|----|-----------|---------------------------------------|
| Robert Dunlop     | 15 | 1986 - 06 | (125 - 5, 250 - 4, 350 - 1, SBK - 5)  |
| Joey Dunlop       | 13 | 1979 - 88 | (250 - 1, 500 - 1, P750 - 2, SBK - 9) |
| Michael Rutter    | 12 | 1997 - 08 | (SSP - 2, P1000 - 1, SBK - 9)         |
| Phillip McCallen  | 11 | 1991 - 97 | (250 - 2, 400 - 1, SSP - 4, SBK - 4)  |
| Tony Rutter       | 9  | 1973 - 82 | (250 - 2, 350 - 5, 500 - 1, SBK - 1)  |
| Bruce Anstey (NZ) | 9  | 2002 - 07 | (SSP - 4, P1000/STK - 4, SBK - 1)     |
| Ian Lougher       | 8  | 1991 - 05 | (125 - 5, 250 - 1, SSP - 1, STK - 1)  |
| Steve Plater      | 8  | 2006 - 09 | (SSP - 2, SBK - 6)                    |

# RELENTLESS International NORTH WEST 200 in association with Blackhorse

## SUPERSPORT

First Qualifying [Amended]

Tuesday, 11 May 2010



Qualifying Time **5:34.876** Qualifying Speed **96.43**

| Pos | Class | No | Name             | Machine / Sponsor                        | Time     | Best Lap<br>Time | Speed   | Behind | On | Total<br>Laps | Qualifying<br>Laps |
|-----|-------|----|------------------|--|----------|------------------|---------|--------|----|---------------|--------------------|
| 1   | SSP   | 5  | Bruce ANSTEY     | Suzuki - Relentless Suzuki by TAS Racing | 4:43.260 |                  | 114.001 |        | 9  | 10            | 7                  |
| 2   | SSP   | 7  | William DUNLOP   | Yamaha - CD Racing                       | 4:43.863 | 0.603            | 113.759 |        | 7  | 8             | 7                  |
| 3   | SSP   | 39 | Keith AMOR       | Honda - Kojak Racing                     | 4:44.862 | 1.602            | 113.360 |        | 6  | 9             | 6                  |
| 4   | SSP   | 77 | Ryan FARQUHAR    | Kawasaki - KMR Kawasaki                  | 4:44.958 | 1.698            | 113.322 |        | 5  | 7             | 6                  |
| 5   | SSP   | 8  | Guy MARTIN       | Honda - Wilson Craig Racing              | 4:45.319 | 2.059            | 113.179 |        | 6  | 8             | 6                  |
| 6   | SSP   | 10 | Michael DUNLOP   | Yamaha - Street Sweep/Hardship/DGW       | 4:45.607 | 2.347            | 113.064 |        | 9  | 9             | 7                  |
| 7   | SSP   | 4  | John McGUINNESS  | Honda - Padgetts of Batley               | 4:46.393 | 3.133            | 112.754 |        | 8  | 8             | 7                  |
| 8   | SSP   | 9  | Ian HUTCHINSON   | Honda - Padgetts of Batley               | 4:46.753 | 3.493            | 112.613 |        | 5  | 6             | 5                  |
| 9   | SSP   | 6  | Cameron DONALD   | Suzuki - Relentless Suzuki by TAS Racing | 4:47.890 | 4.630            | 112.168 |        | 9  | 9             | 6                  |
| 10  | SSP   | 34 | Alastair SEELEY  | Suzuki - Relentless Suzuki by TAS Racing | 4:48.293 | 5.033            | 112.011 |        | 5  | 9             | 5                  |
| 11  | SSP   | 2  | Ian LOUGHER      | Kawasaki - Blackhorse Kawasaki           | 4:51.551 | 8.291            | 110.759 |        | 4  | 5             | 3                  |
| 12  | SSP   | 33 | Olie LINSDELL    | Yamaha - Team Flitwick Yamaha / SMV      | 4:51.587 | 8.327            | 110.746 |        | 7  | 8             | 5                  |
| 13  | SSP   | 3  | Conor CUMMINS    | Kawasaki - McAdoo Kawasaki Racing        | 4:52.227 | 8.967            | 110.503 |        | 4  | 6             | 4                  |
| 14  | SSP   | 13 | Adrian ARCHIBALD | Yamaha - AMA Racing                      | 4:52.526 | 9.266            | 110.390 |        | 5  | 6             | 2                  |
| 15  | SSP   | 52 | Jimmy MOORE      | Yamaha - East Coast Racing               | 4:55.476 | 12.216           | 109.288 |        | 7  | 9             | 6                  |
| 16  | SSP   | 24 | James McBRIDE    | Yamaha - Downview Finance/Pazzo Racing   | 4:56.863 | 13.603           | 108.777 |        | 5  | 8             | 5                  |
| 17  | SSP   | 66 | Mark BUCKLEY     | Kawasaki - OTSS Racing                   | 4:56.929 | 13.669           | 108.753 |        | 4  | 9             | 5                  |
| 18  | SSP   | 22 | Stephen McLVENNA | Yamaha - Moira Motorcycle Racing Club    | 4:57.785 | 14.525           | 108.441 |        | 7  | 8             | 5                  |
| 19  | SSP   | 21 | Stefano BONETTI  | Honda - Team Ronzoni Racing              | 4:58.399 | 15.139           | 108.218 |        | 7  | 8             | 5                  |
| 20  | SSP   | 38 | Gary ROBINSON    | Yamaha - D R Refrigeration               | 4:59.842 | 16.582           | 107.697 |        | 8  | 8             | 5                  |
| 21  | SSP   | 18 | Ben WYLIE        | Yamaha - Phase One/Magic Bullet Racing   | 5:00.001 | 16.741           | 107.640 |        | 6  | 9             | 6                  |
| 22  | SSP   | 68 | Derek BRIEN      | Kawasaki                                 | 5:00.307 | 17.047           | 107.530 |        | 6  | 7             | 4                  |
| 23  | SSP   | 16 | John BURROWS     | Yamaha - Burrows Engineering             | 5:01.111 | 17.851           | 107.243 |        | 5  | 7             | 5                  |
| 24  | SSP   | 98 | Paul OWEN        | Yamaha - 98 Club                         | 5:03.261 | 20.001           | 106.483 |        | 6  | 7             | 4                  |
| 25  | SSP   | 27 | James McCANN     | Yamaha - Inver Tool Hire                 | 5:03.464 | 20.204           | 106.411 |        | 6  | 8             | 5                  |
| 26  | SSP   | 63 | David MULLIGAN   | Yamaha                                   | 5:05.622 | 22.362           | 105.660 |        | 6  | 8             | 5                  |
| 27  | SSP   | 44 | Glenn WALKER     | Kawasaki - Henderson Racing              | 5:06.184 | 22.924           | 105.466 |        | 7  | 8             | 5                  |
| 28  | SSP   | 28 | Alan JACKSON     | Honda - W A Corless / Jackson Racing     | 5:06.249 | 22.989           | 105.444 |        | 5  | 6             | 3                  |
| 29  | SSP   | 29 | Ryan McCAY       | Suzuki - PRF Racing                      | 5:06.440 | 23.180           | 105.378 |        | 4  | 5             | 2                  |
| 30  | SSP   | 81 | Coyles WRIGHT    | Suzuki - CW Racing                       | 5:06.936 | 23.676           | 105.208 |        | 5  | 8             | 4                  |
| 31  | SSP   | 47 | Derek McLAUGHLIN | Honda                                    | 5:07.250 | 23.990           | 105.100 |        | 4  | 7             | 3                  |
| 32  | SSP   | 43 | Dave HEWSON      | Kawasaki - The Other Bike Shop           | 5:07.317 | 24.057           | 105.077 |        | 6  | 7             | 4                  |
| 33  | SSP   | 37 | Paul DOBBS       | Suzuki - Hallett Aviation Racing         | 5:09.160 | 25.900           | 104.451 |        | 4  | 5             | 2                  |
| 34  | SSP   | 20 | Nathan PALLETT   | Yamaha - TH Racing / Event Homes UK      | 5:09.932 | 26.672           | 104.191 |        | 7  | 8             | 5                  |
| 35  | SSP   | 65 | Michael SWEENEY  | Yamaha - Tracblast / Greenclean          | 5:10.564 | 27.304           | 103.979 |        | 4  | 5             | 3                  |
| 36  | SSP   | 26 | Paul SHOESMITH   | Yamaha - Speedfreak Ice Valley Racing    | 5:10.747 | 27.487           | 103.917 |        | 6  | 8             | 6                  |
| 37  | SSP   | 25 | Robert WILSON    | Kawasaki - RJW Racing                    | 5:13.493 | 30.233           | 103.007 |        | 7  | 8             | 5                  |
| 38  | SSP   | 72 | Daley MATHISON   | Honda - DDM Racing                       | 5:14.569 | 31.309           | 102.655 |        | 9  | 9             | 6                  |
| 39  | SSP   | 40 | William DAVISON  | Honda - Maine Road Racing Club           | 5:15.622 | 32.362           | 102.312 |        | 6  | 7             | 4                  |
| 40  | SSP   | 41 | Matt WOOLRIDGE   | Triumph 675 - Kestrel Honda              | 5:17.549 | 34.289           | 101.691 |        | 7  | 7             | 4                  |
| 41  | SSP   | 51 | Darwyn YOUNG     | Yamaha                                   | 5:18.707 | 35.447           | 101.322 |        | 7  | 8             | 5                  |
| 42  | SSP   | 80 | Phill ARCHER     | Triumph 675                              | 5:20.544 | 37.284           | 100.741 |        | 8  | 8             | 5                  |
| 43  | SSP   | 46 | Ian WHITLOW      | Suzuki - Hallett Aviation Racing         | 5:21.137 | 37.877           | 100.555 |        | 6  | 6             | 3                  |
| 44  | SSP   | 87 | Billy BYRNE      | Honda - T & M Racing                     | 5:25.119 | 41.859           | 99.324  |        | 7  | 8             | 5                  |
| 45  | SSP   | 42 | Sandy BERWICK    | Suzuki - Berm Shot Blasting Services     | 5:25.983 | 42.723           | 99.060  |        | 8  | 8             | 5                  |
| 46  | SSP   | 57 | Brian WYLES      | Suzuki - KS Performance                  | 5:30.639 | 47.379           | 97.665  |        | 7  | 8             | 4                  |

### Non Qualifiers

|     |    |                 |                      |          |        |        |   |   |   |
|-----|----|-----------------|----------------------|----------|--------|--------|---|---|---|
| SSP | 35 | Trevor FERGUSON | Suzuki               | 5:35.838 | 52.578 | 96.154 | 4 | 6 | 0 |
| SSP | 45 | Myles BYRNE     | Yamaha - Step Racing | 5:39.493 | 56.233 | 95.118 | 7 | 8 | 0 |
| SSP | 32 | Franz SCHWARZ   | Yamaha               | 5:40.205 | 56.945 | 94.919 | 4 | 5 | 0 |

These Results are provisional and are subject to ratification by the Stewards of the Meeting.

|               |                              |                     |                    |  |
|---------------|------------------------------|---------------------|--------------------|--|
| Track         | <b>The Triangle</b>          | Signed              | Organising Club    | <b>Coleraine &amp; District Motor Club</b> |
| Length(miles) | <b>8.9700</b> Lap 1 (8.8300) |                     | Qualifying Started | <b>19:45:39.721</b>                        |
| Weather       | <b>Sunny</b>                 | Chief Timekeeper    |                    |  |
| Track         | <b>Dry</b>                   | Issued At: 09:18:38 |                    |  |



MCUI  
Ulster Centre  
Timing  
www.elaps-timing.com



# RELENTLESS International NORTH WEST 200 in association with Blackhorse

## SUPERSPORT

### First Qualifying [Amended]


### Tuesday, 11 May 2010



Qualifying Time **5:34.876** Qualifying Speed **96.43**

| Pos                   | Class | No | Name                  | Machine / Sponsor                         | -----<br>Time | Best Lap<br>Behind | -----<br>Speed | On | Total<br>Laps | Qualifying<br>Laps |
|-----------------------|-------|----|-----------------------|---|---------------|--------------------|----------------|----|---------------|--------------------|
| <b>Non Qualifiers</b> |       |    |                       |   |               |                    |                |    |               |                    |
|                       | SSP   | 11 | Gary JOHNSON          | Yamaha - Rev2Race East Coast Construction | 5:40.249      | 56.989             | 94.907         | 1  | 1             | <u>0</u>           |
|                       | SSP   | 12 | Maria COSTELLO        | Yamaha - CSC Racing                       | 5:45.625      | 1:02.365           | 93.431         | 4  | 5             | <u>0</u>           |
|                       | SSP   | 83 | Kevin MAXTED          | Suzuki                                    | 5:46.457      | 1:03.197           | 93.206         | 7  | 8             | <u>0</u>           |
|                       | SSP   | 48 | Alessandro La MACCHIA | Honda                                     | 5:48.186      | 1:04.926           | 92.744         | 5  | 8             | <u>0</u>           |
|                       | SSP   | 50 | Gavin HUNT            | Honda - Sloppy Racing                     | 7:15.396      | 2:32.136           | 74.167         | 1  | 2             | <u>0</u>           |

These Results are provisional and are subject to ratification by the Stewards of the Meeting.

|               |                              |            |   |                 |  |
|---------------|------------------------------|------------|---|-----------------|--|
| Track         | <b>The Triangle</b>          | Signed     | <br>Chief Timekeeper | Organising Club | <b>Coleraine &amp; District Motor Club</b> |
| Length(miles) | <b>8.9700</b> Lap 1 (8.8300) | Issued At: |   | 09:18:38        | Qualifying Started                         |
| Weather       | <b>Sunny</b>                 |            |   |                 |  |
| Track         | <b>Dry</b>                   |            |   |                 |  |



# RELENTLESS International NORTH WEST 200

in association with Blackhorse  
SUPERSPORT



First Qualifying [Amended]

Tuesday, 11 May 2010

## DETAILED RESULT

### Qualifying Classification

Position

**1** **5 Bruce ANSTEY**

SSP Behind **0.603**  
Best Time **4:43.260** Best Speed **114.001** On **9** Gp **a**

| Lap | Elapsed Time | Lap Time  | Lap Speed |
|-----|--------------|-----------|-----------|
| 1   | 5:21.838     | 5:21.838  | 98.770    |
| 2   | 10:12.087    | 4:50.249  | 111.256   |
| 3   | 16:30.297    | 6:18.210  | 85.381    |
| 4   | 46:26.812    | 29:56.515 | 17.975    |
| 5   | 51:11.740    | 4:44.928  | 113.334   |
| 6   | 55:56.283    | 4:44.543  | 113.487   |
| 7   | 1:00:56.628  | 5:00.345  | 107.516   |
| 8   | 1:10:09.131  | 9:12.503  | 58.447    |
| 9   | 1:14:52.391  | 4:43.260  | 114.001   |
| 10  | 1:19:48.937  | 4:56.546  | 108.894   |

**2** **7 William DUNLOP**

SSP Behind **0.603**  
Best Time **4:43.863** Best Speed **113.759** On **7** Gp **a**

| Lap | Elapsed Time | Lap Time  | Lap Speed |
|-----|--------------|-----------|-----------|
| 1   | 5:27.268     | 5:27.268  | 97.131    |
| 2   | 10:27.995    | 5:00.727  | 107.380   |
| 3   | 47:04.099    | 36:36.104 | 14.704    |
| 4   | 51:53.797    | 4:49.698  | 111.468   |
| 5   | 56:40.768    | 4:46.971  | 112.527   |
| 6   | 1:01:26.229  | 4:45.461  | 113.122   |
| 7   | 1:06:10.092  | 4:43.863  | 113.759   |
| 8   | 1:11:16.186  | 5:06.094  | 105.497   |

**3** **39 Keith AMOR**

SSP Behind **1.602**  
Best Time **4:44.862** Best Speed **113.360** On **6** Gp **a**

| Lap | Elapsed Time | Lap Time  | Lap Speed |
|-----|--------------|-----------|-----------|
| 1   | 6:22.583     | 6:22.583  | 83.088    |
| 2   | 11:24.327    | 5:01.744  | 107.018   |
| 3   | 46:52.680    | 35:28.353 | 15.172    |
| 4   | 52:08.923    | 5:16.243  | 102.111   |
| 5   | 56:55.400    | 4:46.477  | 112.721   |
| 6   | 1:01:40.262  | 4:44.862  | 113.360   |
| 7   | 1:06:58.409  | 5:18.147  | 101.500   |
| 8   | 1:13:11.558  | 6:13.149  | 86.539    |
| 9   | 1:17:56.446  | 4:44.888  | 113.350   |

### Qualifying Classification

Position

**4** **77 Ryan FARQUHAR**

SSP Behind **1.698**  
Best Time **4:44.958** Best Speed **113.322** On **5** Gp **a**

| Lap | Elapsed Time | Lap Time  | Lap Speed |
|-----|--------------|-----------|-----------|
| 1   | 5:29.156     | 5:29.156  | 96.574    |
| 2   | 10:19.724    | 4:50.568  | 111.134   |
| 3   | 46:42.949    | 36:23.225 | 14.791    |
| 4   | 51:31.296    | 4:48.347  | 111.990   |
| 5   | 56:16.254    | 4:44.958  | 113.322   |
| 6   | 1:01:04.210  | 4:47.956  | 112.142   |
| 7   | 1:06:22.134  | 5:17.924  | 101.571   |

**5** **8 Guy MARTIN**

SSP Behind **2.059**  
Best Time **4:45.319** Best Speed **113.179** On **6** Gp **a**

| Lap | Elapsed Time | Lap Time  | Lap Speed |
|-----|--------------|-----------|-----------|
| 1   | 5:47.682     | 5:47.682  | 91.428    |
| 2   | 10:42.876    | 4:55.194  | 109.392   |
| 3   | 47:04.819    | 36:21.943 | 14.800    |
| 4   | 51:54.286    | 4:49.467  | 111.557   |
| 5   | 56:41.512    | 4:47.226  | 112.427   |
| 6   | 1:01:26.831  | 4:45.319  | 113.179   |
| 7   | 1:06:13.202  | 4:46.371  | 112.763   |
| 8   | 1:11:13.488  | 5:00.286  | 107.537   |

**6** **10 Michael DUNLOP**

SSP Behind **2.347**  
Best Time **4:45.607** Best Speed **113.064** On **9** Gp **a**

| Lap | Elapsed Time | Lap Time  | Lap Speed |
|-----|--------------|-----------|-----------|
| 1   | 5:31.514     | 5:31.514  | 95.887    |
| 2   | 10:29.036    | 4:57.522  | 108.537   |
| 3   | 47:12.164    | 36:43.128 | 14.657    |
| 4   | 52:02.562    | 4:50.398  | 111.199   |
| 5   | 56:48.649    | 4:46.087  | 112.875   |
| 6   | 1:01:39.736  | 4:51.087  | 110.936   |
| 7   | 1:09:48.486  | 8:08.750  | 66.071    |
| 8   | 1:14:38.134  | 4:49.648  | 111.487   |
| 9   | 1:19:23.741  | 4:45.607  | 113.064   |



**RELENTLESS International NORTH WEST 200**  
in association with Blackhorse  
**SUPERSPORT**



**First Qualifying [Amended]**

**Tuesday, 11 May 2010**

**DETAILED RESULT**

**Qualifying Classification**

Position

**7** **4 John McGUINNESS**

SSP Behind **3.133**

Best Time **4:46.393** Best Speed **112.754** On **8** Gp **a**

| Lap | Elapsed Time | Lap Time  | Lap Speed |
|-----|--------------|-----------|-----------|
| 1   | 5:27.730     | 5:27.730  | 96.994    |
| 2   | 10:27.495    | 4:59.765  | 107.724   |
| 3   | 47:32.702    | 37:05.207 | 14.512    |
| 4   | 52:22.290    | 4:49.588  | 111.510   |
| 5   | 57:09.894    | 4:47.604  | 112.279   |
| 6   | 1:01:59.052  | 4:49.158  | 111.676   |
| 7   | 1:06:52.248  | 4:53.196  | 110.138   |
| 8   | 1:11:38.641  | 4:46.393  | 112.754   |

**8** **9 Ian HUTCHINSON**

SSP Behind **3.493**

Best Time **4:46.753** Best Speed **112.613** On **5** Gp **a**

| Lap | Elapsed Time | Lap Time  | Lap Speed |
|-----|--------------|-----------|-----------|
| 1   | 5:28.996     | 5:28.996  | 96.621    |
| 2   | 10:21.048    | 4:52.052  | 110.569   |
| 3   | 46:33.353    | 36:12.305 | 14.865    |
| 4   | 51:20.293    | 4:46.940  | 112.539   |
| 5   | 56:07.046    | 4:46.753  | 112.613   |
| 6   | 1:00:57.885  | 4:50.839  | 111.031   |

**9** **6 Cameron DONALD**

SSP Behind **4.630**

Best Time **4:47.890** Best Speed **112.168** On **9** Gp **a**

| Lap | Elapsed Time | Lap Time  | Lap Speed |
|-----|--------------|-----------|-----------|
| 1   | 5:48.667     | 5:48.667  | 91.170    |
| 2   | 10:43.328    | 4:54.661  | 109.590   |
| 3   | 46:30.289    | 35:46.961 | 15.041    |
| 4   | 51:22.954    | 4:52.665  | 110.338   |
| 5   | 56:11.723    | 4:48.769  | 111.826   |
| 6   | 1:01:09.556  | 4:57.833  | 108.423   |
| 7   | 1:08:49.229  | 7:39.673  | 70.250    |
| 8   | 1:13:41.124  | 4:51.895  | 110.629   |
| 9   | 1:18:29.014  | 4:47.890  | 112.168   |

**Qualifying Classification**

Position

**10** **34 Alastair SEELEY**

SSP Behind **5.033**

Best Time **4:48.293** Best Speed **112.011** On **5** Gp **a**

| Lap | Elapsed Time | Lap Time  | Lap Speed |
|-----|--------------|-----------|-----------|
| 1   | 6:04.855     | 6:04.855  | 87.125    |
| 2   | 13:17.523    | 7:12.668  | 74.635    |
| 3   | 46:36.949    | 33:19.426 | 16.151    |
| 4   | 51:26.889    | 4:49.940  | 111.375   |
| 5   | 56:15.182    | 4:48.293  | 112.011   |
| 6   | 1:01:07.903  | 4:52.721  | 110.317   |
| 7   | 1:09:10.546  | 8:02.643  | 66.907    |
| 8   | 1:13:59.637  | 4:49.091  | 111.702   |
| 9   | 1:18:48.012  | 4:48.375  | 111.979   |

**11** **2 Ian LOUGHER**

SSP Behind **8.291**

Best Time **4:51.551** Best Speed **110.759** On **4** Gp **a**

| Lap | Elapsed Time | Lap Time  | Lap Speed |
|-----|--------------|-----------|-----------|
| 1   | 6:00.422     | 6:00.422  | 88.197    |
| 2   | 46:53.700    | 40:53.278 | 13.163    |
| 3   | 51:47.271    | 4:53.571  | 109.997   |
| 4   | 56:38.822    | 4:51.551  | 110.759   |
| 5   | 1:01:31.157  | 4:52.335  | 110.462   |

**12** **33 Olie LINSDELL**

SSP Behind **8.327**

Best Time **4:51.587** Best Speed **110.746** On **7** Gp **a**

| Lap | Elapsed Time | Lap Time  | Lap Speed |
|-----|--------------|-----------|-----------|
| 1   | 6:52.325     | 6:52.325  | 77.095    |
| 2   | 13:21.365    | 6:29.040  | 83.004    |
| 3   | 48:20.959    | 34:59.594 | 15.380    |
| 4   | 53:20.918    | 4:59.959  | 107.655   |
| 5   | 58:16.818    | 4:55.900  | 109.131   |
| 6   | 1:03:09.650  | 4:52.832  | 110.275   |
| 7   | 1:08:01.237  | 4:51.587  | 110.746   |
| 8   | 1:13:01.272  | 5:00.035  | 107.627   |

**13** **3 Conor CUMMINS**

SSP Behind **8.967**

Best Time **4:52.227** Best Speed **110.503** On **4** Gp **a**

| Lap | Elapsed Time | Lap Time  | Lap Speed |
|-----|--------------|-----------|-----------|
| 1   | 5:50.307     | 5:50.307  | 90.743    |
| 2   | 10:48.572    | 4:58.265  | 108.266   |
| 3   | 49:50.515    | 39:01.943 | 13.789    |
| 4   | 54:42.742    | 4:52.227  | 110.503   |
| 5   | 59:38.668    | 4:55.926  | 109.122   |
| 6   | 1:05:12.619  | 5:33.951  | 96.697    |



**RELENTLESS International NORTH WEST 200**  
in association with Blackhorse  
**SUPERSPORT**



**First Qualifying [Amended]**

**Tuesday, 11 May 2010**

**DETAILED RESULT**

**Qualifying Classification**

Position

**14** **13 Adrian ARCHIBALD**  
SSP Behind **9.266**  
Best Time **4:52.526** Best Speed **110.390** On **5** Gp **a**

| Lap | Elapsed Time | Lap Time  | Lap Speed |
|-----|--------------|-----------|-----------|
| 1   | 5:55.940     | 5:55.940  | 89.307    |
| 2   | 12:56.836    | 7:00.896  | 76.722    |
| 3   | 46:29.886    | 33:33.050 | 16.041    |
| 4   | 52:46.858    | 6:16.972  | 85.662    |
| 5   | 57:39.384    | 4:52.526  | 110.390   |
| 6   | 1:02:33.528  | 4:54.144  | 109.783   |

**15** **52 Jimmy MOORE**  
SSP Behind **12.216**  
Best Time **4:55.476** Best Speed **109.288** On **7** Gp **a**

| Lap | Elapsed Time | Lap Time  | Lap Speed |
|-----|--------------|-----------|-----------|
| 1   | 7:01.115     | 7:01.115  | 75.485    |
| 2   | 12:59.911    | 5:58.796  | 90.001    |
| 3   | 47:33.096    | 34:33.185 | 15.576    |
| 4   | 52:28.975    | 4:55.879  | 109.139   |
| 5   | 57:24.873    | 4:55.898  | 109.132   |
| 6   | 1:02:20.750  | 4:55.877  | 109.140   |
| 7   | 1:07:16.226  | 4:55.476  | 109.288   |
| 8   | 1:12:12.224  | 4:55.998  | 109.095   |
| 9   | 1:17:11.228  | 4:59.004  | 107.999   |

**16** **24 James McBRIDE**  
SSP Behind **13.603**  
Best Time **4:56.863** Best Speed **108.777** On **5** Gp **a**

| Lap | Elapsed Time | Lap Time  | Lap Speed |
|-----|--------------|-----------|-----------|
| 1   | 6:23.297     | 6:23.297  | 82.933    |
| 2   | 12:11.084    | 5:47.787  | 92.850    |
| 3   | 47:07.623    | 34:56.539 | 15.403    |
| 4   | 52:06.252    | 4:58.629  | 108.134   |
| 5   | 57:03.115    | 4:56.863  | 108.777   |
| 6   | 1:02:00.292  | 4:57.177  | 108.663   |
| 7   | 1:06:59.366  | 4:59.074  | 107.973   |
| 8   | 1:12:09.911  | 5:10.545  | 103.985   |

**Qualifying Classification**

Position

**17** **66 Mark BUCKLEY**  
SSP Behind **13.669**  
Best Time **4:56.929** Best Speed **108.753** On **4** Gp **a**

| Lap | Elapsed Time | Lap Time  | Lap Speed |
|-----|--------------|-----------|-----------|
| 1   | 7:04.251     | 7:04.251  | 74.927    |
| 2   | 12:58.899    | 5:54.648  | 91.054    |
| 3   | 47:29.404    | 34:30.505 | 15.596    |
| 4   | 52:26.333    | 4:56.929  | 108.753   |
| 5   | 57:24.127    | 4:57.794  | 108.437   |
| 6   | 1:02:23.701  | 4:59.574  | 107.793   |
| 7   | 1:07:28.381  | 5:04.680  | 105.987   |
| 8   | 1:14:14.362  | 6:45.981  | 79.541    |
| 9   | 1:19:11.956  | 4:57.594  | 108.510   |

**18** **22 Stephen McILVENNA**  
SSP Behind **14.525**  
Best Time **4:57.785** Best Speed **108.441** On **7** Gp **a**

| Lap | Elapsed Time | Lap Time  | Lap Speed |
|-----|--------------|-----------|-----------|
| 1   | 6:39.282     | 6:39.282  | 79.613    |
| 2   | 12:33.226    | 5:53.944  | 91.235    |
| 3   | 47:34.320    | 35:01.094 | 15.369    |
| 4   | 52:37.057    | 5:02.737  | 106.667   |
| 5   | 57:35.879    | 4:58.822  | 108.064   |
| 6   | 1:02:35.178  | 4:59.299  | 107.892   |
| 7   | 1:07:32.963  | 4:57.785  | 108.441   |
| 8   | 1:12:31.211  | 4:58.248  | 108.272   |

**19** **21 Stefano BONETTI**  
SSP Behind **15.139**  
Best Time **4:58.399** Best Speed **108.218** On **7** Gp **a**

| Lap | Elapsed Time | Lap Time  | Lap Speed |
|-----|--------------|-----------|-----------|
| 1   | 7:46.971     | 7:46.971  | 68.073    |
| 2   | 14:44.619    | 6:57.648  | 77.319    |
| 3   | 47:34.724    | 32:50.105 | 16.391    |
| 4   | 52:34.606    | 4:59.882  | 107.682   |
| 5   | 57:34.662    | 5:00.056  | 107.620   |
| 6   | 1:02:34.861  | 5:00.199  | 107.569   |
| 7   | 1:07:33.260  | 4:58.399  | 108.218   |
| 8   | 1:12:32.727  | 4:59.467  | 107.832   |



**RELENTLESS International NORTH WEST 200**  
in association with Blackhorse  
**SUPERSPORT**



**First Qualifying [Amended]**

**Tuesday, 11 May 2010**

**DETAILED RESULT**

**Qualifying Classification**

Position

**20** **38 Gary ROBINSON**

SSP Behind **16.582**  
Best Time **4:59.842** Best Speed **107.697** On **8** Gp **a**

| Lap | Elapsed Time | Lap Time  | Lap Speed |
|-----|--------------|-----------|-----------|
| 1   | 6:38.701     | 6:38.701  | 79.729    |
| 2   | 12:26.508    | 5:47.807  | 92.845    |
| 3   | 47:04.460    | 34:37.952 | 15.540    |
| 4   | 52:12.059    | 5:07.599  | 104.981   |
| 5   | 57:16.756    | 5:04.697  | 105.981   |
| 6   | 1:02:24.862  | 5:08.106  | 104.808   |
| 7   | 1:07:27.495  | 5:02.633  | 106.703   |
| 8   | 1:12:27.337  | 4:59.842  | 107.697   |

**21** **18 Ben WYLIE**

SSP Behind **16.741**  
Best Time **5:00.001** Best Speed **107.640** On **6** Gp **a**

| Lap | Elapsed Time | Lap Time  | Lap Speed |
|-----|--------------|-----------|-----------|
| 1   | 6:09.958     | 6:09.958  | 85.923    |
| 2   | 11:25.726    | 5:15.768  | 102.265   |
| 3   | 47:10.033    | 35:44.307 | 15.059    |
| 4   | 52:11.570    | 5:01.537  | 107.091   |
| 5   | 57:11.651    | 5:00.081  | 107.611   |
| 6   | 1:02:11.652  | 5:00.001  | 107.640   |
| 7   | 1:07:12.355  | 5:00.703  | 107.388   |
| 8   | 1:12:13.140  | 5:00.785  | 107.359   |
| 9   | 1:21:38.636  | 9:25.496  | 57.104    |

**22** **68 Derek BRIEN**

SSP Behind **17.047**  
Best Time **5:00.307** Best Speed **107.530** On **6** Gp **a**

| Lap | Elapsed Time | Lap Time  | Lap Speed |
|-----|--------------|-----------|-----------|
| 1   | 7:11.560     | 7:11.560  | 73.658    |
| 2   | 13:01.168    | 5:49.608  | 92.366    |
| 3   | 47:21.346    | 34:20.178 | 15.674    |
| 4   | 52:22.427    | 5:01.081  | 107.254   |
| 5   | 57:23.905    | 5:01.478  | 107.112   |
| 6   | 1:02:24.212  | 5:00.307  | 107.530   |
| 7   | 1:07:25.123  | 5:00.911  | 107.314   |

**Qualifying Classification**

Position

**23** **16 John BURROWS**

SSP Behind **17.851**  
Best Time **5:01.111** Best Speed **107.243** On **5** Gp **a**

| Lap | Elapsed Time | Lap Time  | Lap Speed |
|-----|--------------|-----------|-----------|
| 1   | 6:10.693     | 6:10.693  | 85.753    |
| 2   | 11:26.913    | 5:16.220  | 102.119   |
| 3   | 47:13.181    | 35:46.268 | 15.046    |
| 4   | 52:16.013    | 5:02.832  | 106.633   |
| 5   | 57:17.124    | 5:01.111  | 107.243   |
| 6   | 1:02:23.407  | 5:06.283  | 105.432   |
| 7   | 1:07:27.220  | 5:03.813  | 106.289   |

**24** **98 Paul OWEN**

SSP Behind **20.001**  
Best Time **5:03.261** Best Speed **106.483** On **6** Gp **a**

| Lap | Elapsed Time | Lap Time  | Lap Speed |
|-----|--------------|-----------|-----------|
| 1   | 7:30.648     | 7:30.648  | 70.538    |
| 2   | 13:16.702    | 5:46.054  | 93.315    |
| 3   | 48:19.843    | 35:03.141 | 15.354    |
| 4   | 53:26.806    | 5:06.963  | 105.198   |
| 5   | 58:34.655    | 5:07.849  | 104.896   |
| 6   | 1:03:37.916  | 5:03.261  | 106.483   |
| 7   | 1:08:41.595  | 5:03.679  | 106.336   |

**25** **27 James McCANN**

SSP Behind **20.204**  
Best Time **5:03.464** Best Speed **106.411** On **6** Gp **a**

| Lap | Elapsed Time | Lap Time  | Lap Speed |
|-----|--------------|-----------|-----------|
| 1   | 7:25.746     | 7:25.746  | 71.314    |
| 2   | 13:15.999    | 5:50.253  | 92.196    |
| 3   | 48:19.222    | 35:03.223 | 15.354    |
| 4   | 53:26.188    | 5:06.966  | 105.197   |
| 5   | 58:34.148    | 5:07.960  | 104.858   |
| 6   | 1:03:37.612  | 5:03.464  | 106.411   |
| 7   | 1:09:02.482  | 5:24.870  | 99.400    |
| 8   | 1:14:08.496  | 5:06.014  | 105.525   |



**RELENTLESS International NORTH WEST 200**  
in association with Blackhorse  
**SUPERSPORT**



**First Qualifying [Amended]**

**Tuesday, 11 May 2010**

**DETAILED RESULT**

**Qualifying Classification**

Position

**26** **63 David MULLIGAN**

SSP Behind **22.362**

Best Time **5:05.622** Best Speed **105.660** On **6** Gp **a**

| Lap | Elapsed Time | Lap Time  | Lap Speed |
|-----|--------------|-----------|-----------|
| 1   | 6:40.001     | 6:40.001  | 79.470    |
| 2   | 12:34.077    | 5:54.076  | 91.201    |
| 3   | 47:05.963    | 34:31.886 | 15.586    |
| 4   | 52:21.502    | 5:15.539  | 102.339   |
| 5   | 57:33.692    | 5:12.190  | 103.437   |
| 6   | 1:02:39.314  | 5:05.622  | 105.660   |
| 7   | 1:07:47.050  | 5:07.736  | 104.934   |
| 8   | 1:12:53.172  | 5:06.122  | 105.487   |

**27** **44 Glenn WALKER**

SSP Behind **22.924**

Best Time **5:06.184** Best Speed **105.466** On **7** Gp **a**

| Lap | Elapsed Time | Lap Time  | Lap Speed |
|-----|--------------|-----------|-----------|
| 1   | 7:04.723     | 7:04.723  | 74.844    |
| 2   | 13:03.460    | 5:58.737  | 90.016    |
| 3   | 47:13.969    | 34:10.509 | 15.748    |
| 4   | 52:22.855    | 5:08.886  | 104.543   |
| 5   | 57:32.038    | 5:09.183  | 104.443   |
| 6   | 1:02:40.011  | 5:07.973  | 104.853   |
| 7   | 1:07:46.195  | 5:06.184  | 105.466   |
| 8   | 1:13:13.518  | 5:27.323  | 98.655    |

**28** **28 Alan JACKSON**

SSP Behind **22.989**

Best Time **5:06.249** Best Speed **105.444** On **5** Gp **a**

| Lap | Elapsed Time | Lap Time  | Lap Speed |
|-----|--------------|-----------|-----------|
| 1   | 7:10.304     | 7:10.304  | 73.873    |
| 2   | 13:06.954    | 5:56.650  | 90.543    |
| 3   | 47:32.490    | 34:25.536 | 15.634    |
| 4   | 52:43.801    | 5:11.311  | 103.729   |
| 5   | 57:50.050    | 5:06.249  | 105.444   |
| 6   | 1:03:19.403  | 5:29.353  | 98.047    |

**29** **29 Ryan McCAY**

SSP Behind **23.180**

Best Time **5:06.440** Best Speed **105.378** On **4** Gp **a**

| Lap | Elapsed Time | Lap Time  | Lap Speed |
|-----|--------------|-----------|-----------|
| 1   | 6:22.287     | 6:22.287  | 83.152    |
| 2   | 12:14.590    | 5:52.303  | 91.660    |
| 3   | 47:36.482    | 35:21.892 | 15.218    |
| 4   | 52:42.922    | 5:06.440  | 105.378   |
| 5   | 57:53.048    | 5:10.126  | 104.125   |

**Qualifying Classification**

Position

**30** **81 Coyles WRIGHT**

SSP Behind **23.676**

Best Time **5:06.936** Best Speed **105.208** On **5** Gp **a**

| Lap | Elapsed Time | Lap Time  | Lap Speed |
|-----|--------------|-----------|-----------|
| 1   | 6:43.088     | 6:43.088  | 78.861    |
| 2   | 12:29.491    | 5:46.403  | 93.221    |
| 3   | 46:59.134    | 34:29.643 | 15.603    |
| 4   | 52:08.338    | 5:09.204  | 104.436   |
| 5   | 57:15.274    | 5:06.936  | 105.208   |
| 6   | 1:02:23.552  | 5:08.278  | 104.750   |
| 7   | 1:07:30.573  | 5:07.021  | 105.178   |
| 8   | 1:17:36.772  | 10:06.199 | 53.270    |

**31** **47 Derek McLAUGHLIN**

SSP Behind **23.990**

Best Time **5:07.250** Best Speed **105.100** On **4** Gp **a**

| Lap | Elapsed Time | Lap Time  | Lap Speed |
|-----|--------------|-----------|-----------|
| 1   | 6:36.251     | 6:36.251  | 80.222    |
| 2   | 12:28.582    | 5:52.331  | 91.652    |
| 3   | 46:51.618    | 34:23.036 | 15.653    |
| 4   | 51:58.868    | 5:07.250  | 105.100   |
| 5   | 57:06.971    | 5:08.103  | 104.809   |
| 6   | 1:02:19.173  | 5:12.202  | 103.433   |
| 7   | 1:10:29.886  | 8:10.713  | 65.806    |

**32** **43 Dave HEWSON**

SSP Behind **24.057**

Best Time **5:07.317** Best Speed **105.077** On **6** Gp **a**

| Lap | Elapsed Time | Lap Time  | Lap Speed |
|-----|--------------|-----------|-----------|
| 1   | 7:34.584     | 7:34.584  | 69.928    |
| 2   | 13:18.335    | 5:43.751  | 93.940    |
| 3   | 48:08.186    | 34:49.851 | 15.452    |
| 4   | 53:20.762    | 5:12.576  | 103.309   |
| 5   | 58:33.313    | 5:12.551  | 103.318   |
| 6   | 1:03:40.630  | 5:07.317  | 105.077   |
| 7   | 1:08:51.711  | 5:11.081  | 103.806   |

**33** **37 Paul DOBBS**

SSP Behind **25.900**

Best Time **5:09.160** Best Speed **104.451** On **4** Gp **a**

| Lap | Elapsed Time | Lap Time  | Lap Speed |
|-----|--------------|-----------|-----------|
| 1   | 7:35.748     | 7:35.748  | 69.749    |
| 2   | 16:18.211    | 8:42.463  | 61.807    |
| 3   | 47:56.706    | 31:38.495 | 17.009    |
| 4   | 53:05.866    | 5:09.160  | 104.451   |
| 5   | 58:17.561    | 5:11.695  | 103.601   |



# RELENTLESS International NORTH WEST 200

in association with Blackhorse SUPERSPORT



First Qualifying [Amended]

Tuesday, 11 May 2010

## DETAILED RESULT

### Qualifying Classification

Position

**34** 20 Nathan PALLETT

SSP Behind 26.672

Best Time 5:09.932 Best Speed 104.191 On 7 Gp a

| Lap | Elapsed Time | Lap Time  | Lap Speed |
|-----|--------------|-----------|-----------|
| 1   | 7:12.140     | 7:12.140  | 73.559    |
| 2   | 13:10.106    | 5:57.966  | 90.210    |
| 3   | 47:03.938    | 33:53.832 | 15.877    |
| 4   | 52:22.025    | 5:18.087  | 101.519   |
| 5   | 57:36.371    | 5:14.346  | 102.728   |
| 6   | 1:02:46.611  | 5:10.240  | 104.087   |
| 7   | 1:07:56.543  | 5:09.932  | 104.191   |
| 8   | 1:13:06.582  | 5:10.039  | 104.155   |

**35** 65 Michael SWEENEY

SSP Behind 27.304

Best Time 5:10.564 Best Speed 103.979 On 4 Gp a

| Lap | Elapsed Time | Lap Time  | Lap Speed |
|-----|--------------|-----------|-----------|
| 1   | 6:02.408     | 6:02.408  | 87.713    |
| 2   | 11:21.750    | 5:19.342  | 101.120   |
| 3   | 48:57.605    | 37:35.855 | 14.315    |
| 4   | 54:08.169    | 5:10.564  | 103.979   |
| 5   | 59:20.698    | 5:12.529  | 103.325   |

**36** 26 Paul SHOESMITH

SSP Behind 27.487

Best Time 5:10.747 Best Speed 103.917 On 6 Gp a

| Lap | Elapsed Time | Lap Time  | Lap Speed |
|-----|--------------|-----------|-----------|
| 1   | 10:20.906    | 10:20.906 | 51.196    |
| 2   | 47:47.360    | 37:26.454 | 14.375    |
| 3   | 53:03.860    | 5:16.500  | 102.028   |
| 4   | 58:18.295    | 5:14.435  | 102.698   |
| 5   | 1:03:33.671  | 5:15.376  | 102.392   |
| 6   | 1:08:44.418  | 5:10.747  | 103.917   |
| 7   | 1:13:55.175  | 5:10.757  | 103.914   |
| 8   | 1:19:09.158  | 5:13.983  | 102.846   |

**37** 25 Robert WILSON

SSP Behind 30.233

Best Time 5:13.493 Best Speed 103.007 On 7 Gp a

| Lap | Elapsed Time | Lap Time  | Lap Speed |
|-----|--------------|-----------|-----------|
| 1   | 7:21.666     | 7:21.666  | 71.973    |
| 2   | 13:45.417    | 6:23.751  | 84.148    |
| 3   | 47:59.795    | 34:14.378 | 15.719    |
| 4   | 53:20.531    | 5:20.736  | 100.681   |
| 5   | 58:38.936    | 5:18.405  | 101.418   |
| 6   | 1:03:54.138  | 5:15.202  | 102.449   |
| 7   | 1:09:07.631  | 5:13.493  | 103.007   |
| 8   | 1:14:26.535  | 5:18.904  | 101.259   |

### Qualifying Classification

Position

**38** 72 Daley MATHISON

SSP Behind 31.309

Best Time 5:14.569 Best Speed 102.655 On 9 Gp a

| Lap | Elapsed Time | Lap Time  | Lap Speed |
|-----|--------------|-----------|-----------|
| 1   | 7:48.349     | 7:48.349  | 67.872    |
| 2   | 14:19.900    | 6:31.551  | 82.472    |
| 3   | 48:11.245    | 33:51.345 | 15.897    |
| 4   | 53:32.175    | 5:20.930  | 100.620   |
| 5   | 58:50.214    | 5:18.039  | 101.535   |
| 6   | 1:04:07.577  | 5:17.363  | 101.751   |
| 7   | 1:09:26.766  | 5:19.189  | 101.169   |
| 8   | 1:14:43.778  | 5:17.012  | 101.864   |
| 9   | 1:19:58.347  | 5:14.569  | 102.655   |

**39** 40 William DAVISON

SSP Behind 32.362

Best Time 5:15.622 Best Speed 102.312 On 6 Gp a

| Lap | Elapsed Time | Lap Time  | Lap Speed |
|-----|--------------|-----------|-----------|
| 1   | 7:45.073     | 7:45.073  | 68.351    |
| 2   | 14:03.800    | 6:18.727  | 85.265    |
| 3   | 48:23.310    | 34:19.510 | 15.679    |
| 4   | 53:45.823    | 5:22.513  | 100.126   |
| 5   | 59:06.778    | 5:20.955  | 100.612   |
| 6   | 1:04:22.400  | 5:15.622  | 102.312   |
| 7   | 1:09:41.893  | 5:19.493  | 101.073   |

**40** 41 Matt WOOLRIDGE

SSP Behind 34.289

Best Time 5:17.549 Best Speed 101.691 On 7 Gp a

| Lap | Elapsed Time | Lap Time  | Lap Speed |
|-----|--------------|-----------|-----------|
| 1   | 9:15.835     | 9:15.835  | 57.190    |
| 2   | 16:10.698    | 6:54.863  | 77.838    |
| 3   | 48:35.744    | 32:25.046 | 16.602    |
| 4   | 54:06.898    | 5:31.154  | 97.514    |
| 5   | 59:30.338    | 5:23.440  | 99.839    |
| 6   | 1:04:54.871  | 5:24.533  | 99.503    |
| 7   | 1:10:12.420  | 5:17.549  | 101.691   |



**RELENTLESS International NORTH WEST 200**  
in association with Blackhorse  
**SUPERSPORT**



**First Qualifying [Amended]**

**Tuesday, 11 May 2010**

**DETAILED RESULT**

**Qualifying Classification**

Position

**41** **51 Darwyn YOUNG**

SSP Behind **35.447**

Best Time **5:18.707** Best Speed **101.322** On **7** Gp **a**

| Lap | Elapsed Time | Lap Time  | Lap Speed |
|-----|--------------|-----------|-----------|
| 1   | 9:17.091     | 9:17.091  | 57.061    |
| 2   | 16:17.183    | 7:00.092  | 76.869    |
| 3   | 48:46.483    | 32:29.300 | 16.566    |
| 4   | 54:11.643    | 5:25.160  | 99.311    |
| 5   | 59:34.259    | 5:22.616  | 100.094   |
| 6   | 1:04:54.675  | 5:20.416  | 100.781   |
| 7   | 1:10:13.382  | 5:18.707  | 101.322   |
| 8   | 1:15:33.941  | 5:20.559  | 100.737   |

**42** **80 Phill ARCHER**

SSP Behind **37.284**

Best Time **5:20.544** Best Speed **100.741** On **8** Gp **a**

| Lap | Elapsed Time | Lap Time  | Lap Speed |
|-----|--------------|-----------|-----------|
| 1   | 7:27.660     | 7:27.660  | 71.009    |
| 2   | 13:54.682    | 6:27.022  | 83.437    |
| 3   | 48:01.613    | 34:06.931 | 15.776    |
| 4   | 53:25.962    | 5:24.349  | 99.559    |
| 5   | 58:47.866    | 5:21.904  | 100.316   |
| 6   | 1:04:12.872  | 5:25.006  | 99.358    |
| 7   | 1:09:34.314  | 5:21.442  | 100.460   |
| 8   | 1:14:54.858  | 5:20.544  | 100.741   |

**43** **46 Ian WHITLOW**

SSP Behind **37.877**

Best Time **5:21.137** Best Speed **100.555** On **6** Gp **a**

| Lap | Elapsed Time | Lap Time  | Lap Speed |
|-----|--------------|-----------|-----------|
| 1   | 7:11.146     | 7:11.146  | 73.729    |
| 2   | 13:14.882    | 6:03.736  | 88.779    |
| 3   | 48:46.868    | 35:31.986 | 15.146    |
| 4   | 54:09.096    | 5:22.228  | 100.215   |
| 5   | 59:31.251    | 5:22.155  | 100.237   |
| 6   | 1:04:52.388  | 5:21.137  | 100.555   |

**Qualifying Classification**

Position

**44** **87 Billy BYRNE**

SSP Behind **41.859**

Best Time **5:25.119** Best Speed **99.324** On **7** Gp **a**

| Lap | Elapsed Time | Lap Time  | Lap Speed |
|-----|--------------|-----------|-----------|
| 1   | 9:08.926     | 9:08.926  | 57.909    |
| 2   | 15:58.209    | 6:49.283  | 78.899    |
| 3   | 47:59.303    | 32:01.094 | 16.809    |
| 4   | 53:25.678    | 5:26.375  | 98.941    |
| 5   | 58:52.820    | 5:27.142  | 98.709    |
| 6   | 1:04:23.405  | 5:30.585  | 97.681    |
| 7   | 1:09:48.524  | 5:25.119  | 99.324    |
| 8   | 1:15:18.212  | 5:29.688  | 97.947    |

**45** **42 Sandy BERWICK**

SSP Behind **42.723**

Best Time **5:25.983** Best Speed **99.060** On **8** Gp **a**

| Lap | Elapsed Time | Lap Time  | Lap Speed |
|-----|--------------|-----------|-----------|
| 1   | 7:43.978     | 7:43.978  | 68.512    |
| 2   | 14:49.505    | 7:05.527  | 75.887    |
| 3   | 48:17.774    | 33:28.269 | 16.080    |
| 4   | 53:49.289    | 5:31.515  | 97.407    |
| 5   | 59:16.904    | 5:27.615  | 98.567    |
| 6   | 1:04:45.153  | 5:28.249  | 98.377    |
| 7   | 1:10:11.183  | 5:26.030  | 99.046    |
| 8   | 1:15:37.166  | 5:25.983  | 99.060    |

**46** **57 Brian WYLES**

SSP Behind **47.379**

Best Time **5:30.639** Best Speed **97.665** On **7** Gp **a**

| Lap | Elapsed Time | Lap Time  | Lap Speed |
|-----|--------------|-----------|-----------|
| 1   | 7:44.582     | 7:44.582  | 68.423    |
| 2   | 14:17.407    | 6:32.825  | 82.205    |
| 3   | 48:26.783    | 34:09.376 | 15.757    |
| 4   | 57:07.591    | 8:40.808  | 62.004    |
| 5   | 1:02:39.074  | 5:31.483  | 97.417    |
| 6   | 1:08:10.412  | 5:31.338  | 97.459    |
| 7   | 1:13:41.051  | 5:30.639  | 97.665    |
| 8   | 1:19:12.033  | 5:30.982  | 97.564    |

**Non Qualifiers**

Position



**RELENTLESS International NORTH WEST 200**  
**in association with Blackhorse**  
**SUPERSPORT**



**First Qualifying [Amended]**

**Tuesday, 11 May 2010**

**DETAILED RESULT**

**Non Qualifiers**

Position

**35 Trevor FERGUSON**

SSP Behind **52.578**  
 Best Time **5:35.838** Best Speed **96.154** On **4** Gp **a**

| Lap | Elapsed Time | Lap Time  | Lap Speed |
|-----|--------------|-----------|-----------|
| 1   | 7:35.625     | 7:35.625  | 69.768    |
| 2   | 13:57.684    | 6:22.059  | 84.521    |
| 3   | 48:55.317    | 34:57.633 | 15.394    |
| 4   | 54:31.155    | 5:35.838  | 96.154    |
| 5   | 1:00:12.201  | 5:41.046  | 94.685    |
| 6   | 1:05:54.730  | 5:42.529  | 94.275    |

**45 Myles BYRNE**

SSP Behind **56.233**  
 Best Time **5:39.493** Best Speed **95.118** On **7** Gp **a**

| Lap | Elapsed Time | Lap Time  | Lap Speed |
|-----|--------------|-----------|-----------|
| 1   | 7:55.674     | 7:55.674  | 66.827    |
| 2   | 14:52.632    | 6:56.958  | 77.447    |
| 3   | 48:05.383    | 33:12.751 | 16.205    |
| 4   | 53:47.917    | 5:42.534  | 94.274    |
| 5   | 59:28.534    | 5:40.617  | 94.804    |
| 6   | 1:05:08.881  | 5:40.347  | 94.880    |
| 7   | 1:10:48.374  | 5:39.493  | 95.118    |
| 8   | 1:16:32.799  | 5:44.425  | 93.756    |

**32 Franz SCHWARZ**

SSP Behind **56.945**  
 Best Time **5:40.205** Best Speed **94.919** On **4** Gp **a**

| Lap | Elapsed Time | Lap Time  | Lap Speed |
|-----|--------------|-----------|-----------|
| 1   | 9:09.928     | 9:09.928  | 57.804    |
| 2   | 15:59.956    | 6:50.028  | 78.756    |
| 3   | 48:49.448    | 32:49.492 | 16.396    |
| 4   | 54:29.653    | 5:40.205  | 94.919    |
| 5   | 1:00:14.903  | 5:45.250  | 93.532    |

**11 Gary JOHNSON**

SSP Behind **56.989**  
 Best Time **5:40.249** Best Speed **94.907** On **1** Gp **a**

| Lap | Elapsed Time | Lap Time | Lap Speed |
|-----|--------------|----------|-----------|
| 1   | 5:40.249     | 5:40.249 | 93.426    |

**Non Qualifiers**

Position

**12 Maria COSTELLO**

SSP Behind **1:02.365**  
 Best Time **5:45.625** Best Speed **93.431** On **4** Gp **a**

| Lap | Elapsed Time | Lap Time  | Lap Speed |
|-----|--------------|-----------|-----------|
| 1   | 8:20.878     | 8:20.878  | 63.465    |
| 2   | 15:39.764    | 7:18.886  | 73.577    |
| 3   | 48:53.959    | 33:14.195 | 16.193    |
| 4   | 54:39.584    | 5:45.625  | 93.431    |
| 5   | 1:07:26.364  | 12:46.780 | 42.114    |

**83 Kevin MAXTED**

SSP Behind **1:03.197**  
 Best Time **5:46.457** Best Speed **93.206** On **7** Gp **a**

| Lap | Elapsed Time | Lap Time  | Lap Speed |
|-----|--------------|-----------|-----------|
| 1   | 8:11.458     | 8:11.458  | 64.681    |
| 2   | 15:42.062    | 7:30.604  | 71.664    |
| 3   | 48:37.115    | 32:55.053 | 16.350    |
| 4   | 54:28.081    | 5:50.966  | 92.009    |
| 5   | 1:00:16.002  | 5:47.921  | 92.814    |
| 6   | 1:06:02.778  | 5:46.776  | 93.121    |
| 7   | 1:11:49.235  | 5:46.457  | 93.206    |
| 8   | 1:17:39.846  | 5:50.611  | 92.102    |

**48 Alessandro La MACCHIA**

SSP Behind **1:04.926**  
 Best Time **5:48.186** Best Speed **92.744** On **5** Gp **a**

| Lap | Elapsed Time | Lap Time  | Lap Speed |
|-----|--------------|-----------|-----------|
| 1   | 9:15.390     | 9:15.390  | 57.235    |
| 2   | 16:12.736    | 6:57.346  | 77.375    |
| 3   | 49:18.043    | 33:05.307 | 16.265    |
| 4   | 55:46.240    | 6:28.197  | 83.185    |
| 5   | 1:01:34.426  | 5:48.186  | 92.744    |
| 6   | 1:07:32.754  | 5:58.328  | 90.119    |
| 7   | 1:13:22.443  | 5:49.689  | 92.345    |
| 8   | 1:19:11.764  | 5:49.321  | 92.442    |

**50 Gavin HUNT**

SSP Behind **2:32.136**  
 Best Time **7:15.396** Best Speed **74.167** On **1** Gp **a**

| Lap | Elapsed Time | Lap Time | Lap Speed |
|-----|--------------|----------|-----------|
| 1   | 7:15.396     | 7:15.396 | 73.009    |
| 2   | 15:35.803    | 8:20.407 | 64.531    |



Speed TrapSupersport First Qualifying

| No. | Name              | Lap 1 | Lap 2 | Lap 3 | Lap 4 | Lap 5 | Lap 6 | Lap 7 | Lap 8 | Lap 9 |
|-----|-------------------|-------|-------|-------|-------|-------|-------|-------|-------|-------|
| 1   | Steve PLATER      |       |       |       |       |       |       | 172   |       |       |
| 2   | Ian LOUGHER       | 173   |       | 169   | 168   | 168   |       |       |       |       |
| 3   | Conor CUMMINS     | 169   |       | 164   |       | 165   |       | 162   |       |       |
| 4   | John McGUINNESS   | 174   |       | 171   |       | 177   | 174   | 173   | 174   |       |
| 5   | Bruce ANSTEY      | 174   |       | 175   | 176   | 176   |       |       | 176   | 177   |
| 6   | Cameron DONALD    |       |       | 180   |       |       |       |       |       | 172   |
| 7   | William DUNLOP    |       |       |       | 169   |       |       | 172   | 172   |       |
| 8   | Guy MARTIN        |       |       |       |       | 175   |       |       | 172   |       |
| 9   | Ian HUTCHINSON    |       |       | 176   | 176   | 177   |       |       |       | 176   |
| 10  | Michael DUNLOP    | 177   |       | 176   | 177   | 176   | 176   |       | 174   | 176   |
| 11  | Gary JOHNSON      | 169   |       |       |       |       |       |       |       |       |
| 12  | Maria COSTELLO    | 146   |       |       | 164   |       |       |       |       |       |
| 13  | Adrian ARCHIBALD  |       |       |       | 152   | 171   |       | 171   |       |       |
| 16  | John BURROWS      |       |       |       | 160   |       |       |       |       |       |
| 18  | Ben WYLIE         | 167   |       |       |       |       | 168   | 167   | 166   |       |
| 20  | Nathan PALLETT    |       |       |       |       |       |       | 169   |       |       |
| 21  | Stefano BONETTI   | 153   |       |       |       | 176   |       | 169   |       |       |
| 22  | Stephen McILVENNA | 154   |       | 154   | 167   | 170   |       |       | 164   | 162   |
| 24  | James McBRIDE     | 162   |       |       |       | 163   | 162   | 163   | 160   |       |
| 25  | Robert WILSON     | 164   |       |       | 167   |       |       | 164   | 164   |       |
| 26  | Paul SHOESMITH    |       |       |       | 167   |       |       |       |       | 176   |
| 27  | James McCANN      | 172   |       |       |       | 171   |       | 165   |       |       |
| 28  | Alan JACKSON      | 167   |       | 164   |       |       |       | 167   |       |       |
| 29  | Ryan McCAY        |       |       |       | 167   |       |       |       |       |       |
| 32  | Franz SCHWARZ     |       |       | 164   |       |       |       |       |       |       |
| 33  | Olie LINSDELL     |       |       | 171   |       | 173   |       | 173   | 174   | 175   |
| 34  | Alastair SEELEY   | 147   |       | 173   | 173   |       |       |       |       | 173   |
| 35  | Trevor FERGUSON   | 154   |       |       | 165   | 140   |       |       |       |       |
| 37  | Paul DOBBS        |       |       | 160   | 165   |       |       |       |       |       |
| 38  | Gary ROBINSON     | 177   |       |       | 168   | 167   | 175   | 161   | 167   |       |
| 40  | William DAVISON   |       |       | 164   | 155   | 162   |       | 163   |       |       |
| 43  | Dave HEWSON       |       |       | 169   | 164   | 171   |       |       | 159   |       |
| 44  | Glenn WALKER      | 172   |       |       |       | 156   |       | 163   |       | 173   |
| 45  | Myles BYRNE       | 161   |       |       |       | 161   |       | 155   |       | 155   |
| 46  | Ian WHITLOW       | 170   |       |       |       |       |       |       |       |       |
| 47  | Derek McLAUGHLIN  |       |       |       | 169   |       | 176   |       | 166   |       |
| 51  | Darwyn YOUNG      |       |       |       | 164   | 161   |       |       | 161   | 156   |
| 52  | Jimmy MOORE       |       |       |       | 165   |       |       | 169   | 170   |       |
| 57  | Brian WYLES       |       |       |       |       |       |       |       |       | 155   |
| 63  | David MULLIGAN    | 164   |       |       |       |       |       |       |       |       |
| 65  | Michael SWEENEY   |       |       |       | 148   | 165   |       |       |       | 167   |
| 66  | Mark BUCKLEY      |       |       |       | 168   |       |       |       |       |       |
| 68  | Derek BRIEN       |       |       |       |       | 167   |       |       |       |       |
| 72  | Daley MATHISON    |       |       |       | 163   | 164   |       |       |       | 157   |
| 77  | Ryan FARQUHAR     | 173   |       | 169   | 172   | 173   |       | 164   |       |       |
| 80  | Phill ARCHER      | 134   |       |       |       |       |       |       |       |       |
| 81  | Coyles WRIGHT     | 160   |       |       |       |       |       | 171   |       |       |
| 83  | Kevin MAXTED      | 140   |       |       |       |       |       |       | 155   | 155   |
| 87  | Billy BYRNE       |       |       | 159   | 163   | 158   |       |       | 154   | 156   |
| 98  | Paul OWEN         |       |       | 163   | 176   |       |       |       |       |       |

# RELENTLESS International NORTH WEST 200 in association with Blackhorse

## SUPERSPORT

### Second Qualifying


### Thursday, 13 May 2010



Qualifying Time **5:32.716** Qualifying Speed **97.056**

| Pos | Class | No | Name              | Machine / Sponsor                         | Time     | Best Lap<br>Time | Behind | Speed   | On | Total<br>Laps | Qualifying<br>Laps |
|-----|-------|----|-------------------|---|----------|------------------|--------|---------|----|---------------|--------------------|
| 1   | SSP   | 10 | Michael DUNLOP    | Yamaha - Street Sweep/Hardship/DGW        | 4:41.775 |                  |        | 114.602 | 3  | 8             | 7                  |
| 2   | SSP   | 39 | Keith AMOR        | Honda - Kojak Racing                      | 4:42.573 |                  | 0.798  | 114.278 | 3  | 4             | 2                  |
| 3   | SSP   | 1  | Steve PLATER      | Honda - Padgetts of Batley                | 4:42.595 |                  | 0.820  | 114.270 | 6  | 6             | 3                  |
| 4   | SSP   | 9  | Ian HUTCHINSON    | Honda - Padgetts of Batley                | 4:42.605 |                  | 0.830  | 114.265 | 3  | 5             | 4                  |
| 5   | SSP   | 4  | John McGUINNESS   | Honda - Padgetts of Batley                | 4:43.174 |                  | 1.399  | 114.036 | 4  | 7             | 6                  |
| 6   | SSP   | 34 | Alastair SEELEY   | Suzuki - Relentless Suzuki by TAS Racing  | 4:44.134 |                  | 2.359  | 113.651 | 7  | 7             | 6                  |
| 7   | SSP   | 7  | William DUNLOP    | Yamaha - CD Racing                        | 4:44.216 |                  | 2.441  | 113.618 | 7  | 7             | 5                  |
| 8   | SSP   | 8  | Guy MARTIN        | Honda - Wilson Craig Racing               | 4:44.741 |                  | 2.966  | 113.408 | 3  | 4             | 4                  |
| 9   | SSP   | 77 | Ryan FARQUHAR     | Kawasaki - KMR Kawasaki                   | 4:45.395 |                  | 3.620  | 113.148 | 2  | 3             | 3                  |
| 10  | SSP   | 2  | Ian LOUGHER       | Kawasaki - Blackhorse Kawasaki            | 4:47.771 |                  | 5.996  | 112.214 | 6  | 6             | 3                  |
| 11  | SSP   | 3  | Conor CUMMINS     | Kawasaki - McAdoo Kawasaki Racing         | 4:48.195 |                  | 6.420  | 112.049 | 5  | 6             | 4                  |
| 12  | SSP   | 11 | Gary JOHNSON      | Yamaha - Rev2Race East Coast Construction | 4:48.749 |                  | 6.974  | 111.834 | 4  | 8             | 7                  |
| 13  | SSP   | 33 | Olie LINSDELL     | Yamaha - Team Flitwick Yamaha / SMV       | 4:48.917 |                  | 7.142  | 111.769 | 6  | 6             | 4                  |
| 14  | SSP   | 6  | Cameron DONALD    | Suzuki - Relentless Suzuki by TAS Racing  | 4:51.112 |                  | 9.337  | 110.926 | 3  | 4             | 3                  |
| 15  | SSP   | 70 | Daniel KNEEN      | Yamaha - Marks Bloom Racing               | 4:51.231 |                  | 9.456  | 110.881 | 2  | 4             | 3                  |
| 16  | SSP   | 21 | Stefano BONETTI   | Honda - Team Ronzoni Racing               | 4:53.257 |                  | 11.482 | 110.115 | 6  | 6             | 3                  |
| 17  | SSP   | 68 | Derek BRIEN       | Kawasaki                                  | 4:54.565 |                  | 12.790 | 109.626 | 5  | 5             | 3                  |
| 18  | SSP   | 24 | James McBRIDE     | Yamaha - Downview Finance/Pazzo Racing    | 4:55.237 |                  | 13.462 | 109.377 | 4  | 7             | 7                  |
| 19  | SSP   | 50 | Gavin HUNT        | Honda - Sloppy Racing                     | 4:55.394 |                  | 13.619 | 109.318 | 6  | 7             | 5                  |
| 20  | SSP   | 66 | Mark BUCKLEY      | Kawasaki - OTSS Racing                    | 4:56.548 |                  | 14.773 | 108.893 | 6  | 6             | 3                  |
| 21  | SSP   | 27 | James McCANN      | Yamaha - Inver Tool Hire                  | 4:57.734 |                  | 15.959 | 108.459 | 5  | 5             | 2                  |
| 22  | SSP   | 71 | Davy MORGAN       | Yamaha - CSC Branson Racing               | 4:57.783 |                  | 16.008 | 108.441 | 3  | 4             | 2                  |
| 23  | SSP   | 18 | Ben WYLIE         | Yamaha - Phase One/Magic Bullet Racing    | 4:58.517 |                  | 16.742 | 108.175 | 3  | 5             | 2                  |
| 24  | SSP   | 22 | Stephen McILVENNA | Yamaha - Moira Motorcycle Racing Club     | 4:58.535 |                  | 16.760 | 108.168 | 7  | 7             | 4                  |
| 25  | SSP   | 44 | Glenn WALKER      | Kawasaki - Henderson Racing               | 5:00.515 |                  | 18.740 | 107.456 | 6  | 6             | 4                  |
| 26  | SSP   | 47 | Derek McLAUGHLIN  | Honda                                     | 5:00.572 |                  | 18.797 | 107.435 | 6  | 6             | 3                  |
| 27  | SSP   | 98 | Paul OWEN         | Yamaha - 98 Club                          | 5:00.798 |                  | 19.023 | 107.354 | 4  | 5             | 3                  |
| 28  | SSP   | 43 | Dave HEWSON       | Kawasaki - The Other Bike Shop            | 5:00.866 |                  | 19.091 | 107.330 | 5  | 5             | 3                  |
| 29  | SSP   | 65 | Michael SWEENEY   | Yamaha - Tracblast / Greenclean           | 5:02.018 |                  | 20.243 | 106.921 | 2  | 3             | 2                  |
| 30  | SSP   | 63 | David MULLIGAN    | Yamaha                                    | 5:03.652 |                  | 21.877 | 106.345 | 6  | 6             | 3                  |
| 31  | SSP   | 23 | John BARTON       | Yamaha - Marks Bloom Racing               | 5:04.545 |                  | 22.770 | 106.034 | 7  | 7             | 5                  |
| 32  | SSP   | 37 | Paul DOBBS        | Suzuki - Hallett Aviation Racing          | 5:04.752 |                  | 22.977 | 105.962 | 3  | 4             | 3                  |
| 33  | SSP   | 25 | Robert WILSON     | Kawasaki - RJW Racing                     | 5:05.030 |                  | 23.255 | 105.865 | 2  | 6             | 3                  |
| 34  | SSP   | 26 | Paul SHOESMITH    | Yamaha - Speedfreak Ice Valley Racing     | 5:06.073 |                  | 24.298 | 105.504 | 6  | 6             | 5                  |
| 35  | SSP   | 35 | Trevor FERGUSON   | Suzuki                                    | 5:06.484 |                  | 24.709 | 105.363 | 2  | 5             | 2                  |
| 36  | SSP   | 20 | Nathan PALLETT    | Yamaha - TH Racing / Event Homes UK       | 5:06.971 |                  | 25.196 | 105.196 | 5  | 5             | 2                  |
| 37  | SSP   | 16 | John BURROWS      | Yamaha - Burrows Engineering              | 5:09.485 |                  | 27.710 | 104.341 | 2  | 4             | 3                  |
| 38  | SSP   | 28 | Alan JACKSON      | Honda - W A Corless / Jackson Racing      | 5:09.683 |                  | 27.908 | 104.274 | 6  | 6             | 3                  |
| 39  | SSP   | 87 | Billy BYRNE       | Honda - T & M Racing                      | 5:09.688 |                  | 27.913 | 104.273 | 6  | 7             | 5                  |
| 40  | SSP   | 72 | Daley MATHISON    | Honda - DDM Racing                        | 5:10.440 |                  | 28.665 | 104.020 | 3  | 6             | 5                  |
| 41  | SSP   | 81 | Coyles WRIGHT     | Suzuki - CW Racing                        | 5:10.684 |                  | 28.909 | 103.938 | 2  | 3             | 2                  |
| 42  | SSP   | 40 | William DAVISON   | Honda - Maine Road Racing Club            | 5:11.019 |                  | 29.244 | 103.826 | 4  | 5             | 3                  |
| 43  | SSP   | 41 | Matt WOOLRIDGE    | Triumph 675 - Kestrel Honda               | 5:11.037 |                  | 29.262 | 103.820 | 6  | 6             | 4                  |
| 44  | SSP   | 51 | Darwyn YOUNG      | Yamaha                                    | 5:11.960 |                  | 30.185 | 103.513 | 5  | 5             | 3                  |
| 45  | SSP   | 46 | Ian WHITLOW       | Suzuki - Hallett Aviation Racing          | 5:12.302 |                  | 30.527 | 103.400 | 3  | 3             | 2                  |
| 46  | SSP   | 32 | Franz SCHWARZ     | Yamaha                                    | 5:14.966 |                  | 33.191 | 102.525 | 5  | 5             | 2                  |
| 47  | SSP   | 29 | Ryan McCAY        | Suzuki - PRF Racing                       | 5:14.970 |                  | 33.195 | 102.524 | 4  | 4             | 2                  |
| 48  | SSP   | 80 | Phill ARCHER      | Triumph 675                               | 5:18.783 |                  | 37.008 | 101.298 | 3  | 4             | 2                  |
| 49  | SSP   | 45 | Myles BYRNE       | Yamaha - Step Racing                      | 5:22.191 |                  | 40.416 | 100.226 | 6  | 6             | 3                  |
| 50  | SSP   | 12 | Maria COSTELLO    | Yamaha - CSC Racing                       | 5:22.947 |                  | 41.172 | 99.992  | 5  | 6             | 4                  |

These Results are provisional and are subject to ratification by the Stewards of the Meeting.

|               |                              |   |                    |  |
|---------------|------------------------------|---|--------------------|--|
| Track         | <b>The Triangle</b>          | Signed  | Organising Club    | <b>Coleraine &amp; District Motor Club</b> |
| Length(miles) | <b>8.9700</b> Lap 1 (8.8300) |  | Qualifying Started | <b>11:35:30.587</b>                        |
| Weather       | <b>Cloudy</b>                | Chief Timekeeper  |                    |  |
| Track         | <b>Dry</b>                   | Issued At:  |                    |  |

# RELENTLESS International NORTH WEST 200 in association with Blackhorse

## SUPERSPORT

### Second Qualifying


### Thursday, 13 May 2010



Qualifying Time **5:32.716** Qualifying Speed **97.056**

| Pos                              | Class | No | Name                  | Machine / Sponsor                        | -----<br>Time | Best Lap<br>Behind | -----<br>Speed | On | Total<br>Laps | Qualifying<br>Laps |
|----------------------------------|-------|----|-----------------------|--|---------------|--------------------|----------------|----|---------------|--------------------|
| <b>Qualifying Classification</b> |       |    |                       |  |               |                    |                |    |               |                    |
| 51                               | SSP   | 57 | Brian WYLES           | Suzuki - KS Performance                  | 5:23.819      | 42.044             | 99.722         | 3  | 4             | 2                  |
| 52                               | SSP   | 83 | Kevin MAXTED          | Suzuki                                   | 5:28.295      | 46.520             | 98.363         | 6  | 6             | 3                  |
| <b>Non Qualifiers</b>            |       |    |                       |  |               |                    |                |    |               |                    |
|                                  | SSP   | 13 | Adrian ARCHIBALD      | Yamaha - AMA Racing                      | 4:51.544      | 9.769              | 110.762        | 2  | 3             | <u>1</u>           |
|                                  | SSP   | 48 | Alessandro La MACCHIA | Honda                                    | 5:32.968      | 51.193             | 96.982         | 6  | 6             | <u>0</u>           |
|                                  | SSP   | 38 | Gary ROBINSON         | Yamaha - D R Refrigeration               | 9:28.442      | 4:46.667           | 56.808         | 1  | 1             | <u>0</u>           |
|                                  | SSP   | 5  | Bruce ANSTEY          | Suzuki - Relentless Suzuki by TAS Racing | 29:31.931     | 24:50.156          | 18.224         | 1  | 1             | <u>0</u>           |

These Results are provisional and are subject to ratification by the Stewards of the Meeting.

|               |                              |            |   |                    |  |
|---------------|------------------------------|------------|---|--------------------|--|
| Track         | <b>The Triangle</b>          | Signed     | <br>Chief Timekeeper | Organising Club    | <b>Coleraine &amp; District Motor Club</b> |
| Length(miles) | <b>8.9700</b> Lap 1 (8.8300) | Issued At: |   | Qualifying Started | <b>11:35:30.587</b>                        |
| Weather       | <b>Cloudy</b>                |            |   |                    |  |
| Track         | <b>Dry</b>                   |            |   |                    |  |





# RELENTLESS International NORTH WEST 200 in association with Blackhorse




## SUPERSPORT

### Combined Qualifying

Thursday 13 May 2010

| Pos                              | Class | No | Name              | -----Best Time / Qual Laps----- |           |                 | Overall Best Time / Speed / |                     |
|----------------------------------|-------|----|-------------------|---------------------------------|-----------|-----------------|-----------------------------|---------------------|
|                                  |       |    |                   | Session A                       | Session B | Total Qual Laps |                             |                     |
| <b>Qualifying Classification</b> |       |    |                   |                                 |           |                 |                             |                     |
| 1                                | SSP   | 10 | Michael DUNLOP    | 4:45.607                        | 7         | 4:41.775        | 7                           | 4:41.775 114.602 14 |
| 2                                | SSP   | 39 | Keith AMOR        | 4:44.862                        | 6         | 4:42.573        | 2                           | 4:42.573 114.278 8  |
| 3                                | SSP   | 1  | Steve PLATER      | -----                           |           | 4:42.595        | 3                           | 4:42.595 114.270 3  |
| 4                                | SSP   | 9  | Ian HUTCHINSON    | 4:46.753                        | 5         | 4:42.605        | 4                           | 4:42.605 114.265 9  |
| 5                                | SSP   | 4  | John McGUINNESS   | 4:46.393                        | 7         | 4:43.174        | 6                           | 4:43.174 114.036 13 |
| 6                                | SSP   | 5  | Bruce ANSTEY      | 4:43.260                        | 7         | 29:31.931       | 0                           | 4:43.260 114.001 7  |
| 7                                | SSP   | 7  | William DUNLOP    | 4:43.863                        | 7         | 4:44.216        | 5                           | 4:43.863 113.759 12 |
| 8                                | SSP   | 34 | Alastair SEELEY   | 4:48.293                        | 5         | 4:44.134        | 6                           | 4:44.134 113.651 11 |
| 9                                | SSP   | 8  | Guy MARTIN        | 4:45.319                        | 6         | 4:44.741        | 4                           | 4:44.741 113.408 10 |
| 10                               | SSP   | 77 | Ryan FARQUHAR     | 4:44.958                        | 6         | 4:45.395        | 3                           | 4:44.958 113.322 9  |
| 11                               | SSP   | 2  | Ian LOUGHER       | 4:51.551                        | 3         | 4:47.771        | 3                           | 4:47.771 112.214 6  |
| 12                               | SSP   | 6  | Cameron DONALD    | 4:47.890                        | 6         | 4:51.112        | 3                           | 4:47.890 112.168 9  |
| 13                               | SSP   | 3  | Conor CUMMINS     | 4:52.227                        | 4         | 4:48.195        | 4                           | 4:48.195 112.049 8  |
| 14                               | SSP   | 11 | Gary JOHNSON      | 5:40.249                        | 0         | 4:48.749        | 7                           | 4:48.749 111.834 7  |
| 15                               | SSP   | 33 | Olie LINSDELL     | 4:51.587                        | 5         | 4:48.917        | 4                           | 4:48.917 111.769 9  |
| 16                               | SSP   | 70 | Daniel KNEEN      | -----                           |           | 4:51.231        | 3                           | 4:51.231 110.881 3  |
| 17                               | SSP   | 13 | Adrian ARCHIBALD  | 4:52.526                        | 2         | 4:51.544        | 1                           | 4:51.544 110.762 3  |
| 18                               | SSP   | 21 | Stefano BONETTI   | 4:58.399                        | 5         | 4:53.257        | 3                           | 4:53.257 110.115 8  |
| 19                               | SSP   | 68 | Derek BRIEN       | 5:00.307                        | 4         | 4:54.565        | 3                           | 4:54.565 109.626 7  |
| 20                               | SSP   | 24 | James McBRIDE     | 4:56.863                        | 5         | 4:55.237        | 7                           | 4:55.237 109.377 12 |
| 21                               | SSP   | 50 | Gavin HUNT        | 7:15.396                        | 0         | 4:55.394        | 5                           | 4:55.394 109.318 5  |
| 22                               | SSP   | 52 | Jimmy MOORE       | 4:55.476                        | 6         | -----           |                             | 4:55.476 109.288 6  |
| 23                               | SSP   | 66 | Mark BUCKLEY      | 4:56.929                        | 5         | 4:56.548        | 3                           | 4:56.548 108.893 8  |
| 24                               | SSP   | 27 | James McCANN      | 5:03.464                        | 5         | 4:57.734        | 2                           | 4:57.734 108.459 7  |
| 25                               | SSP   | 71 | Davy MORGAN       | -----                           |           | 4:57.783        | 2                           | 4:57.783 108.441 2  |
| 26                               | SSP   | 22 | Stephen McILVENNA | 4:57.785                        | 5         | 4:58.535        | 4                           | 4:57.785 108.441 9  |
| 27                               | SSP   | 18 | Ben WYLIE         | 5:00.001                        | 6         | 4:58.517        | 2                           | 4:58.517 108.175 8  |
| 28                               | SSP   | 38 | Gary ROBINSON     | 4:59.842                        | 5         | 9:28.442        | 0                           | 4:59.842 107.697 5  |
| 29                               | SSP   | 44 | Glenn WALKER      | 5:06.184                        | 5         | 5:00.515        | 4                           | 5:00.515 107.456 9  |
| 30                               | SSP   | 47 | Derek McLAUGHLIN  | 5:07.250                        | 3         | 5:00.572        | 3                           | 5:00.572 107.435 6  |
| 31                               | SSP   | 98 | Paul OWEN         | 5:03.261                        | 4         | 5:00.798        | 3                           | 5:00.798 107.354 7  |
| 32                               | SSP   | 43 | Dave HEWSON       | 5:07.317                        | 4         | 5:00.866        | 3                           | 5:00.866 107.330 7  |
| 33                               | SSP   | 16 | John BURROWS      | 5:01.111                        | 5         | 5:09.485        | 3                           | 5:01.111 107.243 8  |
| 34                               | SSP   | 65 | Michael SWEENEY   | 5:10.564                        | 3         | 5:02.018        | 2                           | 5:02.018 106.921 5  |
| 35                               | SSP   | 63 | David MULLIGAN    | 5:05.622                        | 5         | 5:03.652        | 3                           | 5:03.652 106.345 8  |
| 36                               | SSP   | 23 | John BARTON       | -----                           |           | 5:04.545        | 5                           | 5:04.545 106.034 5  |
| 37                               | SSP   | 37 | Paul DOBBS        | 5:09.160                        | 2         | 5:04.752        | 3                           | 5:04.752 105.962 5  |
| 38                               | SSP   | 25 | Robert WILSON     | 5:13.493                        | 5         | 5:05.030        | 3                           | 5:05.030 105.865 8  |
| 39                               | SSP   | 26 | Paul SHOESMITH    | 5:10.747                        | 6         | 5:06.073        | 5                           | 5:06.073 105.504 11 |
| 40                               | SSP   | 28 | Alan JACKSON      | 5:06.249                        | 3         | 5:09.683        | 3                           | 5:06.249 105.444 6  |
| 41                               | SSP   | 29 | Ryan McCAY        | 5:06.440                        | 2         | 5:14.970        | 2                           | 5:06.440 105.378 4  |
| 42                               | SSP   | 35 | Trevor FERGUSON   | 5:35.838                        | 0         | 5:06.484        | 2                           | 5:06.484 105.363 2  |
| 43                               | SSP   | 81 | Coyles WRIGHT     | 5:06.936                        | 4         | 5:10.684        | 2                           | 5:06.936 105.208 6  |
| 44                               | SSP   | 20 | Nathan PALLETT    | 5:09.932                        | 5         | 5:06.971        | 2                           | 5:06.971 105.196 7  |
| 45                               | SSP   | 87 | Billy BYRNE       | 5:25.119                        | 5         | 5:09.688        | 5                           | 5:09.688 104.273 10 |
| 46                               | SSP   | 72 | Daley MATHISON    | 5:14.569                        | 6         | 5:10.440        | 5                           | 5:10.440 104.020 11 |
| 47                               | SSP   | 40 | William DAVISON   | 5:15.622                        | 4         | 5:11.019        | 3                           | 5:11.019 103.826 7  |

These Results are provisional and are subject to ratification by the Stewards of the Meeting.

|               |                              |   |                 |  |
|---------------|------------------------------|---|-----------------|--|
| Track         | <b>The Triangle</b>          | Signed  | Organising Club | <b>Coleraine &amp; District Motor Club</b> |
| Length(miles) | <b>8.9700 Lap 1 (8.8300)</b> |  |                 |  |
| Weather       |                              | Chief Timekeeper  |                 |  |
| Track         |                              | Issued At:  |                 |  |

# RELENTLESS International NORTH WEST 200 in association with Blackhorse



## SUPERSPORT

### Combined Qualifying

Thursday 13 May 2010


#### Qualifying Classification

|    |     |    |                |          |   |          |   |          |         |   |
|----|-----|----|----------------|----------|---|----------|---|----------|---------|---|
| 48 | SSP | 41 | Matt WOOLRIDGE | 5:17.549 | 4 | 5:11.037 | 4 | 5:11.037 | 103.820 | 8 |
| 49 | SSP | 51 | Darwyn YOUNG   | 5:18.707 | 5 | 5:11.960 | 3 | 5:11.960 | 103.513 | 8 |
| 50 | SSP | 46 | Ian WHITLOW    | 5:21.137 | 3 | 5:12.302 | 2 | 5:12.302 | 103.400 | 5 |
| 51 | SSP | 32 | Franz SCHWARZ  | 5:40.205 | 0 | 5:14.966 | 2 | 5:14.966 | 102.525 | 2 |
| 52 | SSP | 80 | Phill ARCHER   | 5:20.544 | 5 | 5:18.783 | 2 | 5:18.783 | 101.298 | 7 |
| 53 | SSP | 45 | Myles BYRNE    | 5:39.493 | 0 | 5:22.191 | 3 | 5:22.191 | 100.226 | 3 |
| 54 | SSP | 12 | Maria COSTELLO | 5:45.625 | 0 | 5:22.947 | 4 | 5:22.947 | 99.992  | 4 |
| 55 | SSP | 57 | Brian WYLES    | 5:30.639 | 4 | 5:23.819 | 2 | 5:23.819 | 99.722  | 6 |
| 56 | SSP | 42 | Sandy BERWICK  | 5:25.983 | 5 | -----    |   | 5:25.983 | 99.060  | 5 |
| 57 | SSP | 83 | Kevin MAXTED   | 5:46.457 | 0 | 5:28.295 | 3 | 5:28.295 | 98.363  | 3 |

#### Non Qualifiers

|  |     |    |                       |          |   |          |   |  |  |   |
|--|-----|----|-----------------------|----------|---|----------|---|--|--|---|
|  | SSP | 48 | Alessandro La MACCHIA | 5:48.186 | 0 | 5:32.968 | 0 |  |  | 0 |
|--|-----|----|-----------------------|----------|---|----------|---|--|--|---|

These Results are provisional and are subject to ratification by the Stewards of the Meeting.

|               |                              |            |   |                 |  |
|---------------|------------------------------|------------|---|-----------------|--|
| Track         | <b>The Triangle</b>          | Signed     | <br>Chief Timekeeper | Organising Club | <b>Coleraine &amp; District Motor Club</b> |
| Length(miles) | <b>8.9700</b> Lap 1 (8.8300) | Issued At: |   |                 |  |
| Weather       |                              |            |   |                 |  |
| Track         |                              |            |   |                 |  |



MCUI  
Ulster Centre  
Timing  
www.elaps-timing.com



Powered by  
e-Laps II  
© 2010  
Walter Marks

