



TUESDAY 11th – SATURDAY 15th MAY 2010

**promoted by
Coleraine & District Motor Club
www.northwest200.org**



stainless steel specialists.

125cc RACE



The Triangle Circuit 8.970 miles



LAP RECORDS (for 8.966 miles circuit 1998-2009)

Class	Rider	Machine	m	s	mph	Year
125cc	Robert Dunlop	Honda	5	12.909	103.153	2006
Supersport	Steve Plater	Yamaha	4	30.792	119.197	2008
Superstock	Guy Martin	Honda	4	24.682	121.949	2008
Superbike	Steve Plater	Honda	4	20.074	124.109	2006

MOST WINS at NORTH WEST 200

Robert Dunlop	15	1986 - 06	(125 - 5, 250 - 4, 350 - 1, SBK - 5)
Joey Dunlop	13	1979 - 88	(250 - 1, 500 - 1, P750 - 2, SBK - 9)
Michael Rutter	12	1997 - 08	(SSP - 2, P1000 - 1, SBK - 9)
Phillip McCallen	11	1991 - 97	(250 - 2, 400 - 1, SSP - 4, SBK - 4)
Tony Rutter	9	1973 - 82	(250 - 2, 350 - 5, 500 - 1, SBK - 1)
Bruce Anstey (NZ)	9	2002 - 07	(SSP - 4, P1000/STK - 4, SBK - 1)
Ian Lougher	8	1991 - 05	(125 - 5, 250 - 1, SSP - 1, STK - 1)
Steve Plater	8	2006 - 09	(SSP - 2, SBK - 6)

RELENTLESS International NORTH WEST 200 in association with Blackhorse

125 cc

First Qualifying

Tuesday, 11 May 2010




Qualifying Time **6:41.436** Qualifying Speed **80.441**

Pos	Class	No	Name	Machine / Sponsor	Time	Best Lap Behind	Speed	On	Total Laps	Qualifying Laps
Qualifying Classification										
1	125	1	William DUNLOP	Honda - James Delaney	5:33.806		96.739	5	5	3
2	125	5	Chris PALMER	Honda - Mannin Collections Racing	5:38.797	4.991	95.314	6	6	6
3	125	2	Renzo van der DONCKT	Honda	5:42.277	8.471	94.345	6	6	4
4	125	33	Sam DUNLOP	Honda	5:42.544	8.738	94.271	6	6	5
5	125	28	Jon VINCENT	Honda - JVR	5:43.982	10.176	93.877	4	6	4
6	125	16	Nigel MOORE	Honda	5:45.919	12.113	93.351	6	6	5
7	125	6	Stephan SAVELKOULS	Honda - Racing Team Kockengen	5:47.867	14.061	92.829	5	5	3
8	125	26	Phil HARVEY	Honda	5:51.137	17.331	91.964	6	6	5
9	125	4	Philip WAKEFIELD	Honda - PWR / Sandbach Scrap Metal	5:52.863	19.057	91.514	6	6	5
10	125	30	Graham WILSON	Honda	5:54.177	20.371	91.175	5	5	4
11	125	32	Paul JORDAN	Honda - D & G W Racing	5:55.725	21.919	90.778	4	5	3
12	125	11	Peter WAKEFIELD	Honda - PW Racing	5:55.965	22.159	90.717	6	6	5
13	125	14	Jack SANDS	Honda	6:00.359	26.553	89.611	6	6	5
14	125	25	Neil DURHAM	Aprilia - Moto Strada	6:02.018	28.212	89.200	5	5	3
15	125	31	Daley MATHISON	Honda - DDM Racing	6:05.723	31.917	88.296	5	5	3
16	125	21	Joe PHILLIPS	Honda	6:06.540	32.734	88.100	3	5	4
17	125	10	Ian MORRELL	Honda	6:08.658	34.852	87.593	5	6	5
18	125	8	Darren GILPIN	Honda - Trevor Dixon Racing	6:08.769	34.963	87.567	3	6	4

Non Qualifiers

125	20	Dylan DAVIES	Honda	6:18.599	44.793	85.293	2	2	<u>1</u>
125	18	Paul ROBINSON	Honda - Impact Conveyor Parts	7:33.606	1:59.800	71.190	1	1	<u>0</u>

These Results are provisional and are subject to ratification by the Stewards of the Meeting.

Track	The Triangle	Signed		Organising Club	Coleraine & District Motor Club
Length(miles)	8.9700 Lap 1 (8.8300)		Chief Timekeeper	Qualifying Started	17:47:00.000
Weather	Sunny	Issued At:	18:28:51		
Track	Dry				



MCUI
Ulster Centre
Timing
www.elaps-timing.com



Powered by
e-Laps II
© 2010
Walter Marks



RELENTLESS International NORTH WEST 200
in association with Blackhorse
125 cc



First Qualifying

Tuesday, 11 May 2010

DETAILED RESULT

Qualifying Classification

Position

1 **1 William DUNLOP**

125 Behind
Best Time **5:33.806** Best Speed **96.739** On 5 Gp a

Lap	Elapsed Time	Lap Time	Lap Speed
1	6:57.033	6:57.033	76.224
2	13:11.095	6:14.062	86.328
3	27:12.180	14:01.085	38.393
4	32:47.873	5:35.693	96.195
5	38:21.679	5:33.806	96.739

2 **5 Chris PALMER**

125 Behind **4.991**
Best Time **5:38.797** Best Speed **95.314** On 6 Gp a

Lap	Elapsed Time	Lap Time	Lap Speed
1	6:14.833	6:14.833	84.806
2	11:55.015	5:40.182	94.926
3	17:36.680	5:41.665	94.514
4	23:17.732	5:41.052	94.684
5	28:57.309	5:39.577	95.095
6	34:36.106	5:38.797	95.314

3 **2 Renzo van der DONCKT**

125 Behind **8.471**
Best Time **5:42.277** Best Speed **94.345** On 6 Gp a

Lap	Elapsed Time	Lap Time	Lap Speed
1	7:58.973	7:58.973	66.367
2	15:19.183	7:20.210	73.356
3	21:10.708	5:51.525	91.863
4	26:59.104	5:48.396	92.688
5	32:45.555	5:46.451	93.208
6	38:27.832	5:42.277	94.345

4 **33 Sam DUNLOP**

125 Behind **8.738**
Best Time **5:42.544** Best Speed **94.271** On 6 Gp a

Lap	Elapsed Time	Lap Time	Lap Speed
1	7:33.019	7:33.019	70.169
2	13:28.385	5:55.366	90.870
3	19:17.619	5:49.234	92.465
4	25:05.530	5:47.911	92.817
5	30:48.834	5:43.304	94.062
6	36:31.378	5:42.544	94.271

Qualifying Classification

Position

5 **28 Jon VINCENT**

125 Behind **10.176**
Best Time **5:43.982** Best Speed **93.877** On 4 Gp a

Lap	Elapsed Time	Lap Time	Lap Speed
1	6:47.151	6:47.151	78.074
2	12:38.182	5:51.031	91.992
3	18:25.142	5:46.960	93.071
4	24:09.124	5:43.982	93.877
5	29:58.365	5:49.241	92.463
6	40:12.677	10:14.312	52.566

6 **16 Nigel MOORE**

125 Behind **12.113**
Best Time **5:45.919** Best Speed **93.351** On 6 Gp a

Lap	Elapsed Time	Lap Time	Lap Speed
1	6:57.724	6:57.724	76.098
2	13:07.966	6:10.242	87.219
3	19:03.682	5:55.716	90.780
4	24:53.097	5:49.415	92.417
5	30:39.467	5:46.370	93.230
6	36:25.386	5:45.919	93.351

7 **6 Stephan SAVELKOULS**

125 Behind **14.061**
Best Time **5:47.867** Best Speed **92.829** On 5 Gp a

Lap	Elapsed Time	Lap Time	Lap Speed
1	9:50.161	9:50.161	53.863
2	15:55.249	6:05.088	88.450
3	21:57.457	6:02.208	89.153
4	31:49.387	9:51.930	54.554
5	37:37.254	5:47.867	92.829

8 **26 Phil HARVEY**

125 Behind **17.331**
Best Time **5:51.137** Best Speed **91.964** On 6 Gp a

Lap	Elapsed Time	Lap Time	Lap Speed
1	6:48.813	6:48.813	77.757
2	12:46.541	5:57.728	90.270
3	18:41.325	5:54.784	91.019
4	24:34.712	5:53.387	91.379
5	30:26.604	5:51.892	91.767
6	36:17.741	5:51.137	91.964



RELENTLESS International NORTH WEST 200
in association with Blackhorse
125 cc



First Qualifying

Tuesday, 11 May 2010

DETAILED RESULT

Qualifying Classification

Position

9 **4 Philip WAKEFIELD**

125 Behind **19.057**
Best Time **5:52.863** Best Speed **91.514** On **6** Gp **a**

Lap	Elapsed Time	Lap Time	Lap Speed
1	7:25.665	7:25.665	71.327
2	13:28.834	6:03.169	88.917
3	19:27.840	5:59.006	89.948
4	25:28.373	6:00.533	89.567
5	31:24.922	5:56.549	90.568
6	37:17.785	5:52.863	91.514

10 **30 Graham WILSON**

125 Behind **20.371**
Best Time **5:54.177** Best Speed **91.175** On **5** Gp **a**

Lap	Elapsed Time	Lap Time	Lap Speed
1	6:56.107	6:56.107	76.394
2	13:10.642	6:14.535	86.219
3	19:10.355	5:59.713	89.772
4	25:04.617	5:54.262	91.153
5	30:58.794	5:54.177	91.175

11 **32 Paul JORDAN**

125 Behind **21.919**
Best Time **5:55.725** Best Speed **90.778** On **4** Gp **a**

Lap	Elapsed Time	Lap Time	Lap Speed
1	9:49.843	9:49.843	53.892
2	16:33.306	6:43.463	80.037
3	22:35.215	6:01.909	89.227
4	28:30.940	5:55.725	90.778
5	34:28.374	5:57.434	90.344

12 **11 Peter WAKEFIELD**

125 Behind **22.159**
Best Time **5:55.965** Best Speed **90.717** On **6** Gp **a**

Lap	Elapsed Time	Lap Time	Lap Speed
1	7:20.056	7:20.056	72.236
2	13:27.591	6:07.535	87.861
3	19:28.473	6:00.882	89.481
4	25:26.653	5:58.180	90.156
5	31:23.115	5:56.462	90.590
6	37:19.080	5:55.965	90.717

Qualifying Classification

Position

13 **14 Jack SANDS**

125 Behind **26.553**
Best Time **6:00.359** Best Speed **89.611** On **6** Gp **a**

Lap	Elapsed Time	Lap Time	Lap Speed
1	7:17.526	7:17.526	72.654
2	13:26.918	6:09.392	87.419
3	19:32.269	6:05.351	88.386
4	25:33.914	6:01.645	89.292
5	31:35.764	6:01.850	89.241
6	37:36.123	6:00.359	89.611

14 **25 Neil DURHAM**

125 Behind **28.212**
Best Time **6:02.018** Best Speed **89.200** On **5** Gp **a**

Lap	Elapsed Time	Lap Time	Lap Speed
1	9:34.342	9:34.342	55.347
2	16:11.219	6:36.877	81.365
3	23:24.375	7:13.156	74.551
4	29:31.040	6:06.665	88.069
5	35:33.058	6:02.018	89.200

15 **31 Daley MATHISON**

125 Behind **31.917**
Best Time **6:05.723** Best Speed **88.296** On **5** Gp **a**

Lap	Elapsed Time	Lap Time	Lap Speed
1	9:33.886	9:33.886	55.391
2	16:12.937	6:39.051	80.922
3	23:15.494	7:02.557	76.420
4	29:23.421	6:07.927	87.767
5	35:29.144	6:05.723	88.296

16 **21 Joe PHILLIPS**

125 Behind **32.734**
Best Time **6:06.540** Best Speed **88.100** On **3** Gp **a**

Lap	Elapsed Time	Lap Time	Lap Speed
1	7:28.611	7:28.611	70.859
2	13:43.499	6:14.888	86.138
3	19:50.039	6:06.540	88.100
4	25:58.074	6:08.035	87.742
5	32:10.695	6:12.621	86.662



First Qualifying

Tuesday, 11 May 2010

DETAILED RESULT

Qualifying Classification

Position

17 10 Ian MORRELL

125 Behind **34.852**

Best Time **6:08.658** Best Speed **87.593** On 5 Gp a

Lap	Elapsed Time	Lap Time	Lap Speed
1	7:30.023	7:30.023	70.636
2	13:45.052	6:15.029	86.105
3	19:58.089	6:13.037	86.565
4	26:09.345	6:11.256	86.980
5	32:18.003	6:08.658	87.593
6	38:30.500	6:12.497	86.691

18 8 Darren GILPIN

125 Behind **34.963**

Best Time **6:08.769** Best Speed **87.567** On 3 Gp a

Lap	Elapsed Time	Lap Time	Lap Speed
1	7:27.755	7:27.755	70.994
2	13:43.143	6:15.388	86.023
3	19:51.912	6:08.769	87.567
4	26:05.350	6:13.438	86.472
5	32:31.015	6:25.665	83.731
6	39:51.894	7:20.879	73.245

Non Qualifiers

Position

20 Dylan DAVIES

125 Behind **44.793**

Best Time **6:18.599** Best Speed **85.293** On 2 Gp a

Lap	Elapsed Time	Lap Time	Lap Speed
1	9:08.555	9:08.555	57.949
2	15:27.154	6:18.599	85.293

18 Paul ROBINSON

125 Behind **1:59.800**

Best Time **7:33.606** Best Speed **71.190** On 1 Gp a

Lap	Elapsed Time	Lap Time	Lap Speed
1	7:33.606	7:33.606	70.078

RELENTLESS International NORTH WEST 200
in association with Blackhorse
125 cc



First Qualifying

Tuesday, 11 May 2010

DETAILED RESULT



Speed Trap125cc First Qualifying

No.	Name	<u>Lap 1</u>	<u>Lap 2</u>	<u>Lap 3</u>	<u>Lap 4</u>	<u>Lap 5</u>	<u>Lap 6</u>
1	William DUNLOP	128			126	136	
2	Renzo van der DONCKT	122	129	138	138	137	
4	Philip WAKEFIELD	116		129		125	127
5	Chris PALMER	140	135	139	139	139	
6	Stephan SAVELKOULS		135	134		130	138
8	Darren GILPIN	125	127		126	136	125
9	Wayne KENNEDY	124					
10	Ian MORRELL	123		127	127	130	125
11	Peter WAKEFIELD	130			128	129	129
14	Jack SANDS	129		131	129		130
16	Nigel MOORE	120	131	130	130	131	
20	Dylan DAVIES			120			
21	Joe PHILLIPS	115			119	120	
25	Neil DURHAM			129	131	132	
26	Phil HARVEY	132	132	131	131	132	
28	Jon VINCENT	132	130	131	130		
30	Graham WILSON		131				
31	Daley MATHISON				123	125	
32	Paul JORDAN			131	133	131	
33	Sam DUNLOP	123	136	135	135	133	135

RELENTLESS International NORTH WEST 200 in association with Blackhorse

125 cc

Second Qualifying

Thursday, 13 May 2010




Qualifying Time **6:48.728** Qualifying Speed **79.006**

Pos	Class	No	Name	Machine / Sponsor	Time	Best Lap Behind	Speed	On	Total Laps	Qualifying Laps
Qualifying Classification										
1	125 cc	18	Paul ROBINSON	Honda - Impact Conveyor Parts	5:35.468		96.260	5	5	4
2	125 cc	32	Paul JORDAN	Honda - D & G W Racing	5:47.001	11.533	93.060	4	4	2
3	125 cc	25	Neil DURHAM	Aprilia - Moto Strada	5:50.528	15.060	92.124	5	5	3
4	125 cc	16	Nigel MOORE	Honda	5:52.595	17.127	91.584	5	5	5
5	125 cc	31	Daley MATHISON	Honda - DDM Racing	5:55.669	20.201	90.792	4	4	2
6	125 cc	9	Wayne KENNEDY	Honda - Harp Farm	5:57.728	22.260	90.270	4	5	3
7	125 cc	20	Dylan DAVIES	Honda	6:02.997	27.529	88.959	4	5	4
8	125 cc	30	Graham WILSON	Honda	6:03.282	27.814	88.890	2	2	2
9	125 cc	14	Jack SANDS	Honda	6:05.510	30.042	88.348	5	5	4
10	125 cc	28	Jon VINCENT	Honda - JVR	6:05.722	30.254	88.297	3	3	2
11	125 cc	11	Peter WAKEFIELD	Honda - PW Racing	6:05.920	30.452	88.249	3	4	3
12	125 cc	6	Stephan SAVELKOULS	Honda - Racing Team Kockengen	6:06.826	31.358	88.031	4	4	2
13	125 cc	21	Joe PHILLIPS	Honda	6:07.752	32.284	87.809	2	4	2
14	125 cc	26	Phil HARVEY	Honda	6:08.080	32.612	87.731	2	4	3
15	125 cc	4	Philip WAKEFIELD	Honda - PWR / Sandbach Scrap Metal	6:13.379	37.911	86.486	2	4	2
16	125 cc	10	Ian MORRELL	Honda	6:14.889	39.421	86.137	4	4	2
17	125 cc	15	Raymond HODGES	Honda - TT Racing	6:15.245	39.777	86.056	5	5	4
18	125 cc	8	Darren GILPIN	Honda - Trevor Dixon Racing	6:26.382	50.914	83.575	3	4	2
19	125 cc	19	Ray HUTCHISON	Honda	6:35.530	1:00.062	81.642	2	5	3

Non Qualifiers

125 cc	33	Sam DUNLOP	Honda	5:47.569	12.101	92.908	4	4	<u>1</u>
125 cc	2	Renzo van der DONCKT	Honda	5:51.354	15.886	91.907	3	3	<u>1</u>
125 cc	23	Wayne HAMILTON	Honda - Track Day Tools	6:44.676	1:09.208	79.797	2	4	<u>1</u>
125 cc	22	Mark SHIELDS	Honda	6:55.733	1:20.265	77.675	3	4	<u>0</u>
125 cc	1	William DUNLOP	Honda - James Delaney	7:55.912	2:20.444	67.853	1	2	<u>0</u>

These Results are provisional and are subject to ratification by the Stewards of the Meeting.

Track	The Triangle	Signed		Organising Club	Coleraine & District Motor Club
Length(miles)	8.9700 Lap 1 (8.8300)		Chief Timekeeper	Qualifying Started	13:32:16.562
Weather	Cloudy	Issued At:	14:09:40		
Track	Damp				



MCUI
Ulster Centre
Timing
www.elaps-timing.com



Powered by
e-Laps II
© 2010
Walter Marks



RELENTLESS International NORTH WEST 200
in association with Blackhorse
125 cc



Second Qualifying

Thursday, 13 May 2010

DETAILED RESULT

Qualifying Classification

Position

1	18 Paul ROBINSON					
	125 cc		Behind			
Best Time	5:35.468	Best Speed	96.260	On	5	Gp a
<i>Lap</i>	<i>Elapsed Time</i>	<i>Lap Time</i>	<i>Lap Speed</i>			
1	7:08.509	7:08.509	74.183			
2	13:02.555	5:54.046	91.208			
3	18:44.619	5:42.064	94.403			
4	24:20.911	5:36.292	96.024			
5	29:56.379	5:35.468	96.260			

2	32 Paul JORDAN					
	125 cc		Behind		11.533	
Best Time	5:47.001	Best Speed	93.060	On	4	Gp a
<i>Lap</i>	<i>Elapsed Time</i>	<i>Lap Time</i>	<i>Lap Speed</i>			
1	8:58.098	8:58.098	59.075			
2	20:57.342	11:59.244	44.897			
3	26:48.870	5:51.528	91.862			
4	32:35.871	5:47.001	93.060			

3	25 Neil DURHAM					
	125 cc		Behind		15.060	
Best Time	5:50.528	Best Speed	92.124	On	5	Gp a
<i>Lap</i>	<i>Elapsed Time</i>	<i>Lap Time</i>	<i>Lap Speed</i>			
1	7:54.971	7:54.971	66.926			
2	15:30.053	7:35.082	70.959			
3	21:33.530	6:03.477	88.842			
4	27:27.150	5:53.620	91.318			
5	33:17.678	5:50.528	92.124			

4	16 Nigel MOORE					
	125 cc		Behind		17.127	
Best Time	5:52.595	Best Speed	91.584	On	5	Gp a
<i>Lap</i>	<i>Elapsed Time</i>	<i>Lap Time</i>	<i>Lap Speed</i>			
1	6:40.310	6:40.310	79.408			
2	12:50.766	6:10.456	87.168			
3	18:56.278	6:05.512	88.347			
4	25:00.950	6:04.672	88.551			
5	30:53.545	5:52.595	91.584			

Qualifying Classification

Position

5	31 Daley MATHISON					
	125 cc		Behind		20.201	
Best Time	5:55.669	Best Speed	90.792	On	4	Gp a
<i>Lap</i>	<i>Elapsed Time</i>	<i>Lap Time</i>	<i>Lap Speed</i>			
1	9:08.318	9:08.318	57.974			
2	22:03.507	12:55.189	41.657			
3	28:02.133	5:58.626	90.044			
4	33:57.802	5:55.669	90.792			

6	9 Wayne KENNEDY					
	125 cc		Behind		22.260	
Best Time	5:57.728	Best Speed	90.270	On	4	Gp a
<i>Lap</i>	<i>Elapsed Time</i>	<i>Lap Time</i>	<i>Lap Speed</i>			
1	7:08.005	7:08.005	74.270			
2	13:15.555	6:07.550	87.857			
3	19:19.195	6:03.640	88.802			
4	25:16.923	5:57.728	90.270			
5	32:55.857	7:38.934	70.363			

7	20 Dylan DAVIES					
	125 cc		Behind		27.529	
Best Time	6:02.997	Best Speed	88.959	On	4	Gp a
<i>Lap</i>	<i>Elapsed Time</i>	<i>Lap Time</i>	<i>Lap Speed</i>			
1	7:20.902	7:20.902	72.098			
2	13:35.291	6:14.389	86.253			
3	19:46.531	6:11.240	86.984			
4	25:49.528	6:02.997	88.959			
5	31:54.362	6:04.834	88.511			

8	30 Graham WILSON					
	125 cc		Behind		27.814	
Best Time	6:03.282	Best Speed	88.890	On	2	Gp a
<i>Lap</i>	<i>Elapsed Time</i>	<i>Lap Time</i>	<i>Lap Speed</i>			
1	6:32.113	6:32.113	81.068			
2	12:35.395	6:03.282	88.890			

9	14 Jack SANDS					
	125 cc		Behind		30.042	
Best Time	6:05.510	Best Speed	88.348	On	5	Gp a
<i>Lap</i>	<i>Elapsed Time</i>	<i>Lap Time</i>	<i>Lap Speed</i>			
1	6:59.212	6:59.212	75.828			
2	13:17.921	6:18.709	85.269			
3	19:30.852	6:12.931	86.590			
4	25:37.779	6:06.927	88.007			
5	31:43.289	6:05.510	88.348			



RELENTLESS International NORTH WEST 200
in association with Blackhorse
125 cc



Second Qualifying

Thursday, 13 May 2010

DETAILED RESULT

Qualifying Classification

Position

10 **28 Jon VINCENT**
125 cc Behind **30.254**
Best Time **6:05.722** Best Speed **88.297** On 3 Gp a

Lap	Elapsed Time	Lap Time	Lap Speed
1	17:52.845	17:52.845	29.630
2	24:00.612	6:07.767	87.806
3	30:06.334	6:05.722	88.297

11 **11 Peter WAKEFIELD**

125 cc Behind **30.452**
Best Time **6:05.920** Best Speed **88.249** On 3 Gp a

Lap	Elapsed Time	Lap Time	Lap Speed
1	6:51.947	6:51.947	77.165
2	13:03.410	6:11.463	86.932
3	19:09.330	6:05.920	88.249
4	25:16.580	6:07.250	87.929

12 **6 Stephan SAVELKOULS**

125 cc Behind **31.358**
Best Time **6:06.826** Best Speed **88.031** On 4 Gp a

Lap	Elapsed Time	Lap Time	Lap Speed
1	11:28.498	11:28.498	46.170
2	18:10.897	6:42.399	80.249
3	27:04.759	8:53.862	60.488
4	33:11.585	6:06.826	88.031

13 **21 Joe PHILLIPS**

125 cc Behind **32.284**
Best Time **6:07.752** Best Speed **87.809** On 2 Gp a

Lap	Elapsed Time	Lap Time	Lap Speed
1	6:54.667	6:54.667	76.659
2	13:02.419	6:07.752	87.809
3	19:13.443	6:11.024	87.035
4	30:18.659	11:05.216	48.544

14 **26 Phil HARVEY**

125 cc Behind **32.612**
Best Time **6:08.080** Best Speed **87.731** On 2 Gp a

Lap	Elapsed Time	Lap Time	Lap Speed
1	6:39.806	6:39.806	79.509
2	12:47.886	6:08.080	87.731
3	19:04.301	6:16.415	85.788
4	30:17.894	11:13.593	47.940

Qualifying Classification

Position

15 **4 Philip WAKEFIELD**
125 cc Behind **37.911**
Best Time **6:13.379** Best Speed **86.486** On 2 Gp a

Lap	Elapsed Time	Lap Time	Lap Speed
1	7:01.166	7:01.166	75.476
2	13:14.545	6:13.379	86.486
3	19:30.604	6:16.059	85.870
4	29:32.504	10:01.900	53.650

16 **10 Ian MORRELL**

125 cc Behind **39.421**
Best Time **6:14.889** Best Speed **86.137** On 4 Gp a

Lap	Elapsed Time	Lap Time	Lap Speed
1	7:13.864	7:13.864	73.267
2	18:30.695	11:16.831	47.711
3	24:49.344	6:18.649	85.282
4	31:04.233	6:14.889	86.137

17 **15 Raymond HODGES**

125 cc Behind **39.777**
Best Time **6:15.245** Best Speed **86.056** On 5 Gp a

Lap	Elapsed Time	Lap Time	Lap Speed
1	7:30.629	7:30.629	70.541
2	14:00.981	6:30.352	82.725
3	20:29.292	6:28.311	83.160
4	26:46.446	6:17.154	85.620
5	33:01.691	6:15.245	86.056

18 **8 Darren GILPIN**

125 cc Behind **50.914**
Best Time **6:26.382** Best Speed **83.575** On 3 Gp a

Lap	Elapsed Time	Lap Time	Lap Speed
1	7:12.705	7:12.705	73.463
2	17:00.281	9:47.576	54.958
3	23:26.663	6:26.382	83.575
4	30:00.095	6:33.432	82.078



RELENTLESS International NORTH WEST 200
in association with Blackhorse
125 cc



Second Qualifying

Thursday, 13 May 2010

DETAILED RESULT

Qualifying Classification

Position

19 19 Ray HUTCHISON

125 cc Behind **1:00.062**

Best Time **6:35.530** Best Speed **81.642** On **2** Gp **a**

Lap	Elapsed Time	Lap Time	Lap Speed
1	7:05.309	7:05.309	74.741
2	13:40.839	6:35.530	81.642
3	20:33.824	6:52.985	78.192
4	27:18.712	6:44.888	79.755
5	34:02.748	6:44.036	79.924

Non Qualifiers

Position

33 Sam DUNLOP

125 cc Behind **12.101**

Best Time **5:47.569** Best Speed **92.908** On **4** Gp **a**

Lap	Elapsed Time	Lap Time	Lap Speed
1	7:25.618	7:25.618	71.335
2	16:53.107	9:27.489	56.903
3	28:49.235	11:56.128	45.092
4	34:36.804	5:47.569	92.908

2 Renzo van der DONCKT

125 cc Behind **15.886**

Best Time **5:51.354** Best Speed **91.907** On **3** Gp **a**

Lap	Elapsed Time	Lap Time	Lap Speed
1	15:32.201	15:32.201	34.100
2	26:07.293	10:35.092	50.846
3	31:58.647	5:51.354	91.907

1 William DUNLOP

125 cc Behind **2:20.444**

Best Time **7:55.912** Best Speed **67.853** On **1** Gp **a**

Lap	Elapsed Time	Lap Time	Lap Speed
1	7:55.912	7:55.912	66.794
2	19:30.966	11:35.054	46.460

Speed Trap125cc Second Qualifying

<u>No.</u>	<u>Name</u>	<u>Lap 1</u>	<u>Lap 2</u>	<u>Lap 3</u>	<u>Lap 4</u>
1	William DUNLOP		109	115	
2	Renzo van der DONCKT	114		128	130
4	Philip WAKEFIELD	118		118	
5	Chris PALMER	130			
6	Stephan SAVELKOULS	123			127
8	Darren GILPIN		110	107	
9	Wayne KENNEDY		121	127	109
10	Ian MORRELL		120	119	
11	Peter WAKEFIELD		116	116	
14	Jack SANDS	119	12	110	119
15	Raymond HODGES	116	108	116	
16	Nigel MOORE		119	120	105
18	Paul ROBINSON	120	130		
19	Ray HUTCHISON		101	106	101
20	Dylan DAVIES	119	117	122	117
21	Joe PHILLIPS	112	115	112	
22	Mark SHIELDS	106		102	
23	Wayne HAMILTON	103		109	
25	Neil DURHAM	126	127		
26	Phil HARVEY	126	124	126	
28	Jon VINCENT	116	120	120	
30	Graham WILSON	112	122		
31	Daley MATHISON			105	
32	Paul JORDAN			129	
33	Sam DUNLOP	130		127	


RELENTLESS International NORTH WEST 200 in association with Blackhorse



**125 cc
Combined Qualifying
Thursday 13 May 2010**

Pos	Class	No	Name	-----Best Time / Qual Laps-----		Overall Best Time / Speed / Total Qual Laps
				Session A	Session B	
Qualifying Classification						
1	125	1	William DUNLOP	5:33.806	3	7:55.912 0 5:33.806 96.739 3
2	125	18	Paul ROBINSON	7:33.606	0	5:35.468 4 5:35.468 96.260 4
3	125	5	Chris PALMER	5:38.797	6	----- 5:38.797 95.314 6
4	125	2	Renzo van der DONCKT	5:42.277	4	5:51.354 1 5:42.277 94.345 5
5	125	33	Sam DUNLOP	5:42.544	5	5:47.569 1 5:42.544 94.271 6
6	125	28	Jon VINCENT	5:43.982	4	6:05.722 2 5:43.982 93.877 6
7	125	16	Nigel MOORE	5:45.919	5	5:52.595 5 5:45.919 93.351 10
8	125	32	Paul JORDAN	5:55.725	3	5:47.001 2 5:47.001 93.060 5
9	125	6	Stephan SAVELKOULS	5:47.867	3	6:06.826 2 5:47.867 92.829 5
10	125	25	Neil DURHAM	6:02.018	3	5:50.528 3 5:50.528 92.124 6
11	125	26	Phil HARVEY	5:51.137	5	6:08.080 3 5:51.137 91.964 8
12	125	4	Philip WAKEFIELD	5:52.863	5	6:13.379 2 5:52.863 91.514 7
13	125	30	Graham WILSON	5:54.177	4	6:03.282 2 5:54.177 91.175 6
14	125	31	Daley MATHISON	6:05.723	3	5:55.669 2 5:55.669 90.792 5
15	125	11	Peter WAKEFIELD	5:55.965	5	6:05.920 3 5:55.965 90.717 8
16	125	9	Wayne KENNEDY	-----		5:57.728 3 5:57.728 90.270 3
17	125	14	Jack SANDS	6:00.359	5	6:05.510 4 6:00.359 89.611 9
18	125	20	Dylan DAVIES	6:18.599	1	6:02.997 4 6:02.997 88.959 5
19	125	21	Joe PHILLIPS	6:06.540	4	6:07.752 2 6:06.540 88.100 6
20	125	10	Ian MORRELL	6:08.658	5	6:14.889 2 6:08.658 87.593 7
21	125	8	Darren GILPIN	6:08.769	4	6:26.382 2 6:08.769 87.567 6
22	125	15	Raymond HODGES	-----		6:15.245 4 6:15.245 86.056 4
23	125	19	Ray HUTCHISON	-----		6:35.530 3 6:35.530 81.642 3
Non Qualifiers						
125		22	Mark SHIELDS	-----		6:55.733 0 0
125		23	Wayne HAMILTON	-----		6:44.676 1 1

These Results are provisional and are subject to ratification by the Stewards of the Meeting.

Track	The Triangle	Signed	 Chief Timekeeper	Organising Club	Coleraine & District Motor Club
Length(miles)	8.9700 Lap 1 (8.8300)	Issued At:			
Weather					
Track					

