


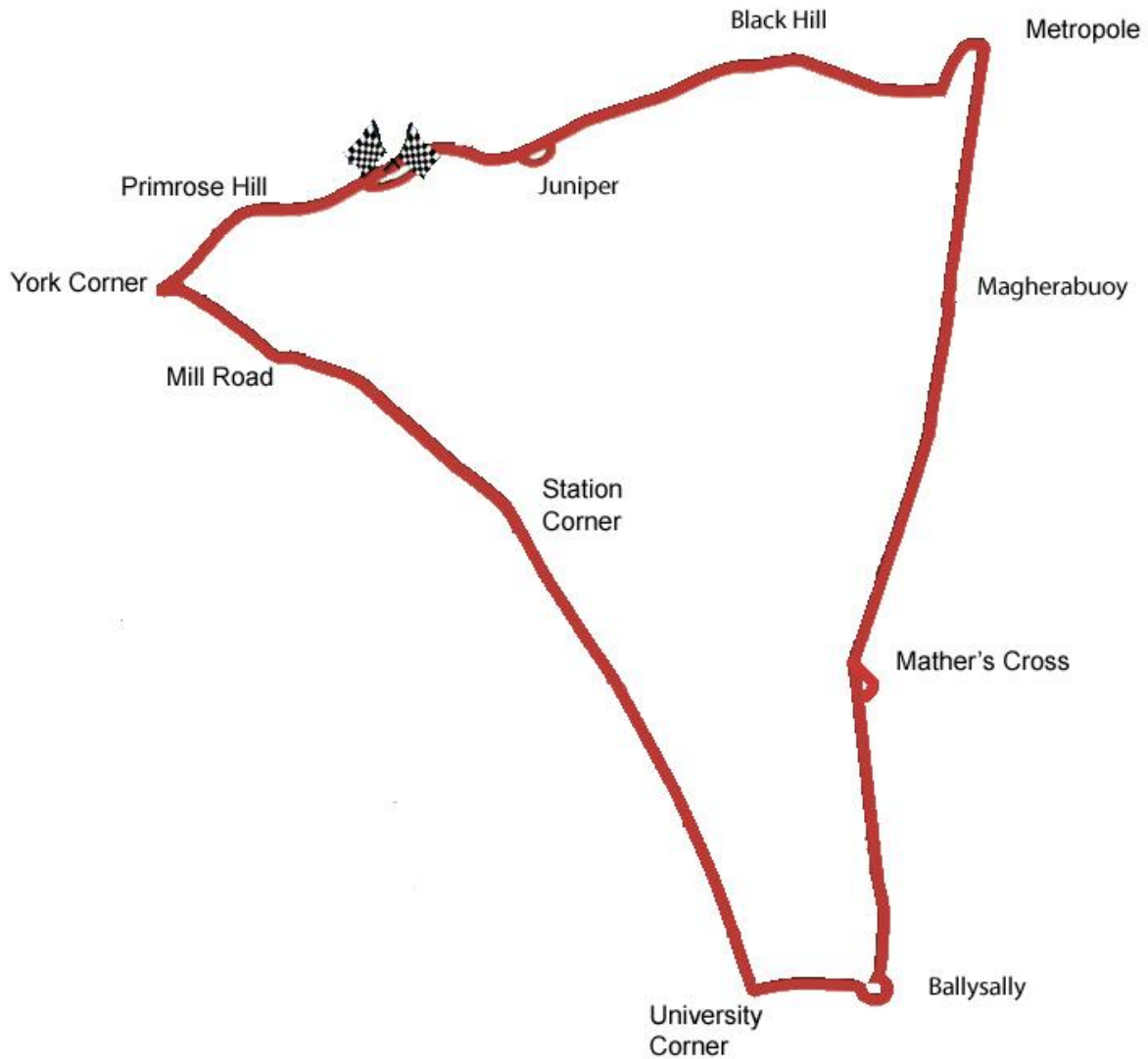


TUESDAY 11th – SATURDAY 15th MAY 2010

promoted by
Coleraine & District Motor Club
www.northwest200.org



The Triangle Circuit 8.970 miles



LAP RECORDS

Class	Rider	Machine	m	s	mph	Year
125cc	Robert Dunlop	Honda	5	12.909	103.153	2006
Supersport	Steve Plater	Yamaha	4	30.792	119.197	2008
Superstock	Guy Martin	Honda	4	24.682	121.949	2008
Superbike	Steve Plater	Honda	4	20.074	124.109	2006

MOST WINS at NORTH WEST 200

Robert Dunlop	15	1986 - 06	(125 - 5, 250 - 4, 350 - 1, SBK - 5)
Joey Dunlop	13	1979 - 88	(250 - 1, 500 - 1, P750 - 2, SBK - 9)
Michael Rutter	12	1997 - 08	(SSP - 2, P1000 - 1, SBK - 9)
Phillip McCallen	11	1991 - 97	(250 - 2, 400 - 1, SSP - 4, SBK - 4)
Tony Rutter	9	1973 - 82	(250 - 2, 350 - 5, 500 - 1, SBK - 1)
Bruce Anstey (NZ)	9	2002 - 07	(SSP - 4, P1000/STK - 4, SBK - 1)
Ian Lougher	8	1991 - 05	(125 - 5, 250 - 1, SSP - 1, STK - 1)
Steve Plater	8	2006 - 09	(SSP - 2, SBK - 6)

RELENTLESS International NORTH WEST 200 in association with Blackhorse

SUPERBIKE

First Qualifying

Tuesday, 11 May 2010




Qualifying Time **5:24.610** Qualifying Speed **99.479**

Pos	Class	No	Name	Machine / Sponsor	Time	Best Lap Time	Behind	Speed	On	Total Laps	Qualifying Laps
1	SBK	1	Steve PLATER	Honda - HM Plant Honda	4:32.622			118.450	7	7	5
2	SBK	4	John McGUINNESS	Honda - HM Plant Honda	4:35.023	2.401		117.416	6	7	7
3	SBK	3	Stuart EASTON	Honda - Swan Honda	4:35.775	3.153		117.095	6	7	6
4	SBK	26	Michael DUNLOP	Honda - Street Sweep / Robinson Concrete	4:36.521	3.899		116.780	7	7	5
5	SBK	12	Conor CUMMINS	Kawasaki - McAdoo Kawasaki Racing	4:37.431	4.809		116.397	6	7	6
6	SBK	77	Ryan FARQUHAR	Kawasaki - MSS Colchester Kawasaki	4:38.141	5.519		116.099	7	7	5
7	SBK	13	Adrian ARCHIBALD	Suzuki - AMA Racing	4:39.018	6.396		115.734	7	7	4
8	SBK	34	Alastair SEELEY	Suzuki - Relentless Suzuki by TAS Racing	4:39.427	6.805		115.565	6	6	3
9	SBK	37	Keith AMOR	BMW - KBMG Racing	4:39.678	7.056		115.461	6	7	6
10	SBK	6	Cameron DONALD	Suzuki - Relentless Suzuki by TAS Racing	4:40.748	8.126		115.021	5	7	5
11	SBK	9	Ian HUTCHINSON	Honda - Padgett s of Batley	4:40.946	8.324		114.940	6	6	4
12	SBK	8	Guy MARTIN	Honda - Wilson Craig Racing	4:41.678	9.056		114.642	7	8	7
13	SBK	11	Gary JOHNSON	Suzuki - AIM Suzuki	4:41.822	9.200		114.583	4	6	5
14	SBK	5	Bruce ANSTEY	Suzuki - Relentless Suzuki by TAS Racing	4:42.474	9.852		114.318	5	6	4
15	SBK	2	Ian LOUGHER	Kawasaki - Blackhorse Kawasaki	4:44.273	11.651		113.595	5	7	4
16	SBK	20	Denver ROBB	Suzuki - D.R. Racing	4:44.796	12.174		113.386	7	7	4
17	SBK	14	William DUNLOP	Suzuki - CD Racing	4:45.020	12.398		113.297	6	6	4
18	SBK	24	James McBRIDE	Yamaha - Downview Finance/Pazzo Racing	4:47.743	15.121		112.225	6	7	5
19	SBK	68	Derek BRIEN	Kawasaki	4:49.717	17.095		111.460	6	7	6
20	SBK	15	Stephen THOMPSON	Kawasaki - MSS Colchester Kawasaki	4:49.754	17.132		111.446	4	7	4
21	SBK	70	Daniel KNEEN	Yamaha - Marks Bloom Racing	4:49.779	17.157		111.437	6	7	6
22	SBK	17	Jimmy MOORE	Yamaha - East Coast Racing	4:51.056	18.434		110.948	6	7	4
23	SBK	16	John BURROWS	Suzuki - Burrows Engineering	4:51.847	19.225		110.647	3	6	5
24	SBK	33	Olie LINSDELL	Yamaha - Team Flitwick Yamaha	4:52.711	20.089		110.320	5	6	4
25	SBK	60	Gavin HUNT	Yamaha - Sloppy Racing	4:54.455	21.833		109.667	3	4	3
26	SBK	41	Paul DOBBS	Yamaha - Dave East Engineering	4:55.436	22.814		109.303	5	7	6
27	SBK	83	Graham ENGLISH	Yamaha	4:57.166	24.544		108.667	6	6	3
28	SBK	52	Dave HEWSON	Kawasaki - The Other Bike Shop	4:58.197	25.575		108.291	6	7	5
29	SBK	39	Adrian CLARK	Kawasaki - Adrian Clark Racing	4:58.506	25.884		108.179	6	7	6
30	SBK	66	Mark BUCKLEY	Kawasaki - OTSS Racing	4:58.755	26.133		108.089	4	6	3
31	SBK	69	Dave WOOLAMS	Suzuki - Wooly s Autos	4:59.131	26.509		107.953	5	7	5
32	SBK	63	James HILLIER	Kawasaki - Bournemouth Kawasaki Racing	4:59.483	26.861		107.826	6	7	5
33	SBK	18	Brian McCORMACK	Honda - TAG Racing	4:59.921	27.299		107.668	4	6	3
34	SBK	84	James REDPATH	Suzuki - Raymond Lilley Electrical	4:59.986	27.364		107.645	3	5	3
35	SBK	36	Michael NIBLETT	Honda - Kestral Honda	5:00.045	27.423		107.624	5	7	6
36	SBK	54	Steve HENEGHAN	Honda - Quattro Plant Honda	5:01.171	28.549		107.221	3	5	4
37	SBK	21	Ben WYLIE	Yamaha - Phase One Endurance	5:01.452	28.830		107.122	4	7	4
38	SBK	32	Paul CRANSTON	Honda - P & J Fuel Haulage	5:01.964	29.342		106.940	5	7	5
39	SBK	47	Mark McPHEE	Suzuki	5:02.081	29.459		106.898	5	5	3
40	SBK	56	Tony CZYZEWSKI	Suzuki - Red Mist Racing	5:02.723	30.101		106.672	4	6	4
42	SBK	27	James McCANN	Suzuki - Lectros Ireland	5:06.495	33.873		105.359	4	5	3
43	SBK	43	John TATTERSALL	Suzuki - Kick Start Motorcycles	5:07.664	35.042		104.959	4	6	4
44	SBK	38	Jonathan HOWARTH	Honda - Midland Motorsport	5:07.811	35.189		104.909	6	7	5
45	SBK	85	Sandor BITTER	Suzuki - Barron Transport Services	5:08.766	36.144		104.584	6	7	5
46	SBK	98	Paul OWEN	Kawasaki - Speedycom.co.uk	5:10.768	38.146		103.910	4	4	3
48	SBK	55	Emlyn HUGHES	Suzuki - D & G W Racing	5:14.981	42.359		102.520	5	6	4
49	SBK	29	Ryan McCAY	Suzuki - PRF Racing	5:15.709	43.087		102.284	4	4	2
50	SBK	42	John HILDRETH	Suzuki	5:16.312	43.690		102.089	5	6	4
53	SBK	51	Paul SHOESMITH	BMW - Speedfreak Ice Valley Racing	5:22.622	50.000		100.092	5	5	2

Non Qualifiers

These Results are provisional and are subject to ratification by the Stewards of the Meeting.

Track	The Triangle	Signed	Organising Club	Coleraine & District Motor Club
Length(miles)	8.9700 Lap 1 (8.8300)		Qualifying Started	18:44:48.000
Weather	Sunny	Chief Timekeeper		
Track	Dry	Issued At: 19:34:00		



RELENTLESS International NORTH WEST 200 in association with Blackhorse

SUPERBIKE

First Qualifying


Tuesday, 11 May 2010



Qualifying Time **5:24.610** Qualifying Speed **99.479**

Pos	Class	No	Name	Machine / Sponsor	Time	Best Lap Behind	Speed	On	Total Laps	Qualifying Laps
Non Qualifiers										
	SBK	101	Gary MASON	Kawasaki - MSS Colchester Kawasaki	5:06.067	33.445	105.506	3	3	<u>1</u>
	SBK	44	William DAVISON	Suzuki - Farlough Garage	5:13.031	40.409	103.159	3	3	<u>1</u>
	SBK	58	Fabrice MIGUET	Kawasaki	5:16.700	44.078	101.964	5	5	<u>1</u>
	SBK	71	Davy MORGAN	Suzuki - Strangford Holiday Park	5:18.212	45.590	101.480	2	2	<u>1</u>
	SBK	53	Donald MacFADYEN	Yamaha - Capital Fire & Security Alarms	5:23.896	51.274	99.699	2	2	<u>1</u>
	SBK	49	Forbes COWAN	Yamaha - Cowan Racing	5:29.470	56.848	98.012	6	6	<u>0</u>
	SBK	48	Myles BYRNE	Honda - Step Racing	5:37.590	1:04.968	95.654	6	6	<u>0</u>
	SBK	72	Kevin MAXTED	Suzuki	5:40.444	1:07.822	94.853	5	6	<u>0</u>
	SBK	19	Carl RENNIE	Yamaha - Phase One Endurance	6:21.587	1:48.965	84.626	1	1	<u>0</u>
	SBK	57	Gerard KINGHAN	Suzuki - KP Racing	6:51.332	2:18.710	78.506	1	1	<u>0</u>

These Results are provisional and are subject to ratification by the Stewards of the Meeting.

Track	The Triangle	Signed		Organising Club	Coleraine & District Motor Club
Length(miles)	8.9700 Lap 1 (8.8300)		Chief Timekeeper	Qualifying Started	18:44:48.000
Weather	Sunny	Issued At:	19:34:00		
Track	Dry				



MCUI
Ulster Centre
Timing
www.elaps-timing.com



Powered by
e-Laps II
© 2010
Walter Marks



RELENTLESS International NORTH WEST 200

in association with Blackhorse
SUPERBIKE



First Qualifying

Tuesday, 11 May 2010

DETAILED RESULT

Qualifying Classification

Position

1	1 Steve PLATER					
	SBK		Behind			
Best Time	4:32.622	Best Speed	118.450	On	7	Gp a
<i>Lap</i>	<i>Elapsed Time</i>	<i>Lap Time</i>	<i>Lap Speed</i>			
1	5:00.867	5:00.867	105.655			
2	14:23.702	9:22.835	57.374			
3	19:03.027	4:39.325	115.607			
4	23:37.831	4:34.804	117.509			
5	28:19.980	4:42.149	114.450			
6	35:10.587	6:50.607	78.645			
7	39:43.209	4:32.622	118.450			

2	4 John McGUINNESS					
	SBK		Behind			2.401
Best Time	4:35.023	Best Speed	117.416	On	6	Gp a
<i>Lap</i>	<i>Elapsed Time</i>	<i>Lap Time</i>	<i>Lap Speed</i>			
1	5:00.669	5:00.669	105.724			
2	9:42.011	4:41.342	114.778			
3	14:22.159	4:40.148	115.268			
4	19:06.756	4:44.597	113.466			
5	23:47.030	4:40.274	115.216			
6	28:22.053	4:35.023	117.416			
7	33:10.109	4:48.056	112.103			

3	3 Stuart EASTON					
	SBK		Behind			3.153
Best Time	4:35.775	Best Speed	117.095	On	6	Gp a
<i>Lap</i>	<i>Elapsed Time</i>	<i>Lap Time</i>	<i>Lap Speed</i>			
1	5:19.361	5:19.361	99.536			
2	10:05.668	4:46.307	112.788			
3	19:58.204	9:52.536	54.498			
4	24:38.740	4:40.536	115.108			
5	29:27.188	4:48.448	111.951			
6	34:02.963	4:35.775	117.095			
7	39:26.799	5:23.836	99.717			

4	26 Michael DUNLOP					
	SBK		Behind			3.899
Best Time	4:36.521	Best Speed	116.780	On	7	Gp a
<i>Lap</i>	<i>Elapsed Time</i>	<i>Lap Time</i>	<i>Lap Speed</i>			
1	6:14.870	6:14.870	84.797			
2	11:13.255	4:58.385	108.223			
3	20:59.957	9:46.702	55.040			
4	25:41.310	4:41.353	114.774			
5	30:20.792	4:39.482	115.542			
6	34:59.694	4:38.902	115.783			
7	39:36.215	4:36.521	116.780			

Qualifying Classification

Position

5	12 Conor CUMMINS					
	SBK		Behind			4.809
Best Time	4:37.431	Best Speed	116.397	On	6	Gp a
<i>Lap</i>	<i>Elapsed Time</i>	<i>Lap Time</i>	<i>Lap Speed</i>			
1	5:09.382	5:09.382	102.747			
2	9:54.229	4:44.847	113.366			
3	16:45.829	6:51.600	78.455			
4	21:23.929	4:38.100	116.117			
5	26:06.278	4:42.349	114.369			
6	30:43.709	4:37.431	116.397			
7	35:33.606	4:49.897	111.391			

6	77 Ryan FARQUHAR					
	SBK		Behind			5.519
Best Time	4:38.141	Best Speed	116.099	On	7	Gp a
<i>Lap</i>	<i>Elapsed Time</i>	<i>Lap Time</i>	<i>Lap Speed</i>			
1	5:08.819	5:08.819	102.934			
2	9:53.658	4:44.839	113.369			
3	14:37.616	4:43.958	113.721			
4	19:23.272	4:45.656	113.045			
5	27:34.542	8:11.270	65.732			
6	33:40.832	6:06.290	88.160			
7	38:18.973	4:38.141	116.099			

7	13 Adrian ARCHIBALD					
	SBK		Behind			6.396
Best Time	4:39.018	Best Speed	115.734	On	7	Gp a
<i>Lap</i>	<i>Elapsed Time</i>	<i>Lap Time</i>	<i>Lap Speed</i>			
1	5:54.475	5:54.475	89.676			
2	12:03.847	6:09.372	87.424			
3	16:48.649	4:44.802	113.384			
4	21:31.595	4:42.946	114.128			
5	26:45.777	5:14.182	102.781			
6	33:44.257	6:58.480	77.165			
7	38:23.275	4:39.018	115.734			

8	34 Alastair SEELEY					
	SBK		Behind			6.805
Best Time	4:39.427	Best Speed	115.565	On	6	Gp a
<i>Lap</i>	<i>Elapsed Time</i>	<i>Lap Time</i>	<i>Lap Speed</i>			
1	5:37.065	5:37.065	94.308			
2	15:26.182	9:49.117	54.814			
3	24:31.899	9:05.717	59.174			
4	29:14.535	4:42.636	114.253			
5	33:54.702	4:40.167	115.260			
6	38:34.129	4:39.427	115.565			



RELENTLESS International NORTH WEST 200

in association with Blackhorse
SUPERBIKE



First Qualifying

Tuesday, 11 May 2010

DETAILED RESULT

Qualifying Classification

Position

9 **37 Keith AMOR**

SBK Behind **7.056**
Best Time **4:39.678** Best Speed **115.461** On **6** Gp **a**

Lap	Elapsed Time	Lap Time	Lap Speed
1	5:10.495	5:10.495	102.378
2	9:53.362	4:42.867	114.160
3	14:37.015	4:43.653	113.843
4	19:24.571	4:47.556	112.298
5	29:59.936	10:35.365	50.824
6	34:39.614	4:39.678	115.461
7	39:19.462	4:39.848	115.391

10 **6 Cameron DONALD**

SBK Behind **8.126**
Best Time **4:40.748** Best Speed **115.021** On **5** Gp **a**

Lap	Elapsed Time	Lap Time	Lap Speed
1	5:02.696	5:02.696	105.016
2	9:49.244	4:46.548	112.693
3	17:44.542	7:55.298	67.941
4	22:27.918	4:43.376	113.955
5	27:08.666	4:40.748	115.021
6	32:03.243	4:54.577	109.622
7	40:57.923	8:54.680	60.395

11 **9 Ian HUTCHINSON**

SBK Behind **8.324**
Best Time **4:40.946** Best Speed **114.940** On **6** Gp **a**

Lap	Elapsed Time	Lap Time	Lap Speed
1	5:17.878	5:17.878	100.001
2	10:04.059	4:46.181	112.838
3	14:54.090	4:50.031	111.340
4	26:59.634	12:05.544	44.507
5	32:41.440	5:41.806	94.475
6	37:22.386	4:40.946	114.940

12 **8 Guy MARTIN**

SBK Behind **9.056**
Best Time **4:41.678** Best Speed **114.642** On **7** Gp **a**

Lap	Elapsed Time	Lap Time	Lap Speed
1	5:04.202	5:04.202	104.496
2	9:50.644	4:46.442	112.735
3	15:10.570	5:19.926	100.936
4	19:53.986	4:43.416	113.939
5	24:38.120	4:44.134	113.651
6	31:46.384	7:08.264	75.402
7	36:28.062	4:41.678	114.642
8	41:16.771	4:48.709	111.850

Qualifying Classification

Position

13 **11 Gary JOHNSON**

SBK Behind **9.200**
Best Time **4:41.822** Best Speed **114.583** On **4** Gp **a**

Lap	Elapsed Time	Lap Time	Lap Speed
1	5:09.753	5:09.753	102.624
2	9:51.398	4:41.645	114.655
3	14:36.577	4:45.179	113.234
4	19:18.399	4:41.822	114.583
5	24:07.568	4:49.169	111.672
6	37:10.033	13:02.465	41.270

14 **5 Bruce ANSTEY**

SBK Behind **9.852**
Best Time **4:42.474** Best Speed **114.318** On **5** Gp **a**

Lap	Elapsed Time	Lap Time	Lap Speed
1	5:12.136	5:12.136	101.840
2	14:21.999	9:09.863	58.727
3	24:12.211	9:50.212	54.713
4	28:56.732	4:44.521	113.496
5	33:39.206	4:42.474	114.318
6	38:25.846	4:46.640	112.657

15 **2 Ian LOUGHER**

SBK Behind **11.651**
Best Time **4:44.273** Best Speed **113.595** On **5** Gp **a**

Lap	Elapsed Time	Lap Time	Lap Speed
1	5:42.305	5:42.305	92.865
2	10:35.973	4:53.668	109.961
3	17:45.652	7:09.679	75.154
4	22:29.973	4:44.321	113.576
5	27:14.246	4:44.273	113.595
6	32:03.715	4:49.469	111.556
7	38:39.476	6:35.761	81.595

16 **20 Denver ROBB**

SBK Behind **12.174**
Best Time **4:44.796** Best Speed **113.386** On **7** Gp **a**

Lap	Elapsed Time	Lap Time	Lap Speed
1	5:42.959	5:42.959	92.687
2	10:37.050	4:54.091	109.803
3	19:19.778	8:42.728	61.776
4	24:06.964	4:47.186	112.443
5	29:19.419	5:12.455	103.349
6	35:32.703	6:13.284	86.508
7	40:17.499	4:44.796	113.386



RELENTLESS International NORTH WEST 200

in association with Blackhorse
SUPERBIKE



First Qualifying

Tuesday, 11 May 2010

DETAILED RESULT

Qualifying Classification

Position

17 14 William DUNLOP

SBK Behind 12.398

Best Time 4:45.020 Best Speed 113.297 On 6 Gp a

Lap	Elapsed Time	Lap Time	Lap Speed
1	6:01.009	6:01.009	88.053
2	10:59.151	4:58.142	108.311
3	17:45.929	6:46.778	79.385
4	22:32.632	4:46.703	112.632
5	27:19.819	4:47.187	112.442
6	32:04.839	4:45.020	113.297

18 24 James McBRIDE

SBK Behind 15.121

Best Time 4:47.743 Best Speed 112.225 On 6 Gp a

Lap	Elapsed Time	Lap Time	Lap Speed
1	5:54.982	5:54.982	89.548
2	10:49.823	4:54.841	109.523
3	15:42.477	4:52.654	110.342
4	20:35.020	11:08.543	48.302
5	31:40.597	4:49.577	111.514
6	36:28.340	4:47.743	112.225
7	41:19.374	4:51.034	110.956

19 68 Derek BRIEN

SBK Behind 17.095

Best Time 4:49.717 Best Speed 111.460 On 6 Gp a

Lap	Elapsed Time	Lap Time	Lap Speed
1	7:15.108	7:15.108	73.058
2	12:20.172	5:05.064	105.853
3	17:24.239	5:04.067	106.200
4	22:22.521	4:58.282	108.260
5	27:18.320	4:55.799	109.169
6	32:08.037	4:49.717	111.460
7	37:11.779	5:03.742	106.314

20 15 Stephen THOMPSON

SBK Behind 17.132

Best Time 4:49.754 Best Speed 111.446 On 4 Gp a

Lap	Elapsed Time	Lap Time	Lap Speed
1	5:40.099	5:40.099	93.467
2	14:06.670	8:26.571	63.746
3	19:04.471	4:57.801	108.435
4	23:54.225	4:49.754	111.446
5	28:44.197	4:49.972	111.362
6	33:44.081	4:59.884	107.682
7	40:40.552	6:56.471	77.537

Qualifying Classification

Position

21 70 Daniel KNEEN

SBK Behind 17.157

Best Time 4:49.779 Best Speed 111.437 On 6 Gp a

Lap	Elapsed Time	Lap Time	Lap Speed
1	6:30.393	6:30.393	81.426
2	11:32.202	5:01.809	106.995
3	16:30.240	4:58.038	108.349
4	21:23.814	4:53.574	109.996
5	26:16.242	4:52.428	110.427
6	31:06.021	4:49.779	111.437
7	36:03.565	4:57.544	108.528

22 17 Jimmy MOORE

SBK Behind 18.434

Best Time 4:51.056 Best Speed 110.948 On 6 Gp a

Lap	Elapsed Time	Lap Time	Lap Speed
1	6:52.974	6:52.974	76.973
2	12:10.667	5:17.693	101.645
3	17:18.771	5:08.104	104.809
4	22:29.207	8:10.436	65.843
5	31:30.884	6:01.677	89.284
6	36:21.940	4:51.056	110.948
7	41:13.071	4:51.131	110.919

23 16 John BURROWS

SBK Behind 19.225

Best Time 4:51.847 Best Speed 110.647 On 3 Gp a

Lap	Elapsed Time	Lap Time	Lap Speed
1	5:56.011	5:56.011	89.289
2	10:51.105	4:55.094	109.430
3	15:42.952	4:51.847	110.647
4	20:36.913	4:53.961	109.851
5	25:33.403	4:56.490	108.914
6	30:36.099	5:02.696	106.681

24 33 Olie LINSDELL

SBK Behind 20.089

Best Time 4:52.711 Best Speed 110.320 On 5 Gp a

Lap	Elapsed Time	Lap Time	Lap Speed
1	6:27.798	6:27.798	81.971
2	11:32.478	5:04.680	105.987
3	22:05.533	10:33.055	51.010
4	26:59.967	4:54.434	109.675
5	31:52.678	4:52.711	110.320
6	36:59.354	5:06.676	105.297



RELENTLESS International NORTH WEST 200

in association with Blackhorse
SUPERBIKE



First Qualifying

Tuesday, 11 May 2010

DETAILED RESULT

Qualifying Classification

Position

25 60 Gavin HUNT

SBK Behind 21.833

Best Time 4:54.455 Best Speed 109.667 On 3 Gp a

Lap	Elapsed Time	Lap Time	Lap Speed
1	7:16.290	7:16.290	72.860
2	12:27.173	5:10.883	103.872
3	17:21.628	4:54.455	109.667
4	22:34.840	5:13.212	103.099

26 41 Paul DOBBS

SBK Behind 22.814

Best Time 4:55.436 Best Speed 109.303 On 5 Gp a

Lap	Elapsed Time	Lap Time	Lap Speed
1	7:03.365	7:03.365	75.084
2	12:15.931	5:12.566	103.313
3	17:14.249	4:58.318	108.247
4	22:10.444	4:56.195	109.023
5	27:05.880	4:55.436	109.303
6	32:02.429	4:56.549	108.893
7	37:04.903	5:02.474	106.760

27 83 Graham ENGLISH

SBK Behind 24.544

Best Time 4:57.166 Best Speed 108.667 On 6 Gp a

Lap	Elapsed Time	Lap Time	Lap Speed
1	7:34.768	7:34.768	69.899
2	19:06.660	11:31.892	46.672
3	24:07.687	5:01.027	107.273
4	29:15.662	5:07.975	104.852
5	35:56.326	6:40.664	80.596
6	40:53.492	4:57.166	108.667

28 52 Dave HEWSON

SBK Behind 25.575

Best Time 4:58.197 Best Speed 108.291 On 6 Gp a

Lap	Elapsed Time	Lap Time	Lap Speed
1	7:22.070	7:22.070	71.907
2	12:36.178	5:14.108	102.805
3	17:47.483	5:11.305	103.731
4	22:54.405	5:06.922	105.212
5	31:33.414	8:39.009	62.219
6	36:31.611	4:58.197	108.291
7	41:33.394	5:01.783	107.004

Qualifying Classification

Position

29 39 Adrian CLARK

SBK Behind 25.884

Best Time 4:58.506 Best Speed 108.179 On 6 Gp a

Lap	Elapsed Time	Lap Time	Lap Speed
1	6:56.829	6:56.829	76.261
2	12:15.507	5:18.678	101.331
3	17:18.649	5:03.142	106.524
4	22:21.980	5:03.331	106.458
5	27:22.039	5:00.059	107.619
6	32:20.545	4:58.506	108.179
7	37:22.672	5:02.127	106.882

30 66 Mark BUCKLEY

SBK Behind 26.133

Best Time 4:58.755 Best Speed 108.089 On 4 Gp a

Lap	Elapsed Time	Lap Time	Lap Speed
1	6:28.408	6:28.408	81.842
2	11:46.523	5:18.115	101.510
3	18:03.205	6:16.682	85.727
4	23:01.960	4:58.755	108.089
5	28:18.118	5:16.158	102.139
6	37:05.624	8:47.506	61.216

31 69 Dave WOOLAMS

SBK Behind 26.509

Best Time 4:59.131 Best Speed 107.953 On 5 Gp a

Lap	Elapsed Time	Lap Time	Lap Speed
1	6:50.422	6:50.422	77.452
2	12:46.535	5:56.113	90.679
3	17:52.606	5:06.071	105.505
4	22:53.802	5:01.196	107.213
5	27:52.933	4:59.131	107.953
6	32:54.005	5:01.072	107.257
7	37:53.176	4:59.171	107.938

32 63 James HILLIER

SBK Behind 26.861

Best Time 4:59.483 Best Speed 107.826 On 6 Gp a

Lap	Elapsed Time	Lap Time	Lap Speed
1	8:24.028	8:24.028	63.068
2	14:00.915	5:36.887	95.854
3	19:10.767	5:09.852	104.217
4	24:12.808	5:02.041	106.913
5	29:15.630	5:02.822	106.637
6	34:15.113	4:59.483	107.826
7	39:15.908	5:00.795	107.356



RELENTLESS International NORTH WEST 200

in association with Blackhorse
SUPERBIKE



First Qualifying

Tuesday, 11 May 2010

DETAILED RESULT

Qualifying Classification

Position

33 18 Brian McCORMACK

SBK Behind 27.299
Best Time 4:59.921 Best Speed 107.668 On 4 Gp a

Lap	Elapsed Time	Lap Time	Lap Speed
1	6:33.183	6:33.183	80.848
2	11:48.592	5:15.409	102.381
3	19:54.288	8:05.696	66.486
4	24:54.209	4:59.921	107.668
5	30:04.459	5:10.250	104.084
6	38:43.792	8:39.333	62.180

34 84 James REDPATH

SBK Behind 27.364
Best Time 4:59.986 Best Speed 107.645 On 3 Gp a

Lap	Elapsed Time	Lap Time	Lap Speed
1	7:08.408	7:08.408	74.200
2	12:21.034	5:12.626	103.293
3	17:21.020	4:59.986	107.645
4	22:23.791	5:02.771	106.655
5	28:53.073	6:29.282	82.953

35 36 Michael NIBLETT

SBK Behind 27.423
Best Time 5:00.045 Best Speed 107.624 On 5 Gp a

Lap	Elapsed Time	Lap Time	Lap Speed
1	7:28.760	7:28.760	70.835
2	12:42.405	5:13.645	102.957
3	17:49.745	5:07.340	105.069
4	22:51.833	5:02.088	106.896
5	27:51.878	5:00.045	107.624
6	32:53.787	5:01.909	106.959
7	37:53.843	5:00.056	107.620

36 54 Steve HENEGHAN

SBK Behind 28.549
Best Time 5:01.171 Best Speed 107.221 On 3 Gp a

Lap	Elapsed Time	Lap Time	Lap Speed
1	7:16.791	7:16.791	72.776
2	12:29.339	5:12.548	103.319
3	17:30.510	5:01.171	107.221
4	22:32.131	5:01.621	107.062
5	27:37.270	5:05.139	105.827

Qualifying Classification

Position

37 21 Ben WYLIE

SBK Behind 28.830
Best Time 5:01.452 Best Speed 107.122 On 4 Gp a

Lap	Elapsed Time	Lap Time	Lap Speed
1	6:29.444	6:29.444	81.624
2	11:40.984	5:11.540	103.653
3	16:46.612	5:05.628	105.658
4	21:48.064	5:01.452	107.122
5	26:58.034	5:09.970	104.178
6	34:22.834	7:24.800	72.599
7	39:56.220	5:33.386	96.861

38 32 Paul CRANSTON

SBK Behind 29.342
Best Time 5:01.964 Best Speed 106.940 On 5 Gp a

Lap	Elapsed Time	Lap Time	Lap Speed
1	6:09.033	6:09.033	86.139
2	11:17.037	5:08.004	104.843
3	16:22.118	5:05.081	105.847
4	21:26.934	5:04.816	105.939
5	26:28.898	5:01.964	106.940
6	31:36.987	5:08.089	104.814
7	40:19.301	8:42.314	61.825

39 47 Mark McPHEE

SBK Behind 29.459
Best Time 5:02.081 Best Speed 106.898 On 5 Gp a

Lap	Elapsed Time	Lap Time	Lap Speed
1	7:31.807	7:31.807	70.357
2	12:47.448	5:15.641	102.306
3	18:00.661	5:13.213	103.099
4	32:07.664	14:07.003	38.125
5	37:09.745	5:02.081	106.898

40 56 Tony CZYZEWSKI

SBK Behind 30.101
Best Time 5:02.723 Best Speed 106.672 On 4 Gp a

Lap	Elapsed Time	Lap Time	Lap Speed
1	6:34.664	6:34.664	80.544
2	11:49.584	5:14.920	102.540
3	19:04.036	7:14.452	74.328
4	24:06.759	5:02.723	106.672
5	29:09.644	5:02.885	106.615
6	34:22.056	5:12.412	103.364



RELENTLESS International NORTH WEST 200

in association with Blackhorse
SUPERBIKE



First Qualifying

Tuesday, 11 May 2010

DETAILED RESULT

Qualifying Classification

Position

42 27 James McCANN

SBK Behind 33.873

Best Time 5:06.495 Best Speed 105.359 On 4 Gp a

Lap	Elapsed Time	Lap Time	Lap Speed
1	6:40.384	6:40.384	79.394
2	11:56.695	5:16.311	102.089
3	23:11.961	11:15.266	47.821
4	28:18.456	5:06.495	105.359
5	33:40.274	5:21.818	100.342

43 43 John TATTERSALL

SBK Behind 35.042

Best Time 5:07.664 Best Speed 104.959 On 4 Gp a

Lap	Elapsed Time	Lap Time	Lap Speed
1	7:30.558	7:30.558	70.553
2	12:46.237	5:15.679	102.294
3	17:58.846	5:12.609	103.298
4	23:06.510	5:07.664	104.959
5	28:16.952	5:10.442	104.019
6	38:40.221	10:23.269	51.811

44 38 Jonathan HOWARTH

SBK Behind 35.189

Best Time 5:07.811 Best Speed 104.909 On 6 Gp a

Lap	Elapsed Time	Lap Time	Lap Speed
1	8:22.907	8:22.907	63.209
2	14:01.452	5:38.545	95.385
3	19:17.263	5:15.811	102.251
4	24:31.760	5:14.497	102.678
5	29:44.887	5:13.127	103.127
6	34:52.698	5:07.811	104.909
7	40:02.744	5:10.046	104.152

45 85 Sandor BITTER

SBK Behind 36.144

Best Time 5:08.766 Best Speed 104.584 On 6 Gp a

Lap	Elapsed Time	Lap Time	Lap Speed
1	8:33.130	8:33.130	61.949
2	14:05.950	5:32.820	97.025
3	19:19.404	5:13.454	103.020
4	24:32.808	5:13.404	103.036
5	29:45.557	5:12.749	103.252
6	34:54.323	5:08.766	104.584
7	40:10.436	5:16.113	102.153

Qualifying Classification

Position

46 98 Paul OWEN

SBK Behind 38.146

Best Time 5:10.768 Best Speed 103.910 On 4 Gp a

Lap	Elapsed Time	Lap Time	Lap Speed
1	7:16.088	7:16.088	72.894
2	12:36.519	5:20.431	100.777
3	17:52.288	5:15.769	102.265
4	23:03.056	5:10.768	103.910

48 55 Emlyn HUGHES

SBK Behind 42.359

Best Time 5:14.981 Best Speed 102.520 On 5 Gp a

Lap	Elapsed Time	Lap Time	Lap Speed
1	6:43.441	6:43.441	78.792
2	11:56.537	5:13.096	103.138
3	17:13.176	5:16.639	101.984
4	22:29.117	5:15.941	102.209
5	27:44.098	5:14.981	102.520
6	33:08.728	5:24.630	99.473

49 29 Ryan McCAY

SBK Behind 43.087

Best Time 5:15.709 Best Speed 102.284 On 4 Gp a

Lap	Elapsed Time	Lap Time	Lap Speed
1	6:42.785	6:42.785	78.921
2	12:05.657	5:22.872	100.015
3	19:36.863	7:31.206	71.568
4	24:52.572	5:15.709	102.284

50 42 John HILDRETH

SBK Behind 43.690

Best Time 5:16.312 Best Speed 102.089 On 5 Gp a

Lap	Elapsed Time	Lap Time	Lap Speed
1	6:52.804	6:52.804	77.005
2	12:35.194	5:42.390	94.314
3	17:58.299	5:23.105	99.943
4	23:16.641	5:18.342	101.438
5	28:32.953	5:16.312	102.089
6	33:52.325	5:19.372	101.111



RELENTLESS International NORTH WEST 200

in association with Blackhorse
SUPERBIKE



First Qualifying

Tuesday, 11 May 2010

DETAILED RESULT

Qualifying Classification

Position

53 51 Paul SHOESMITH

SBK Behind **50.000**
Best Time **5:22.622** Best Speed **100.092** On 5 Gp a

Lap	Elapsed Time	Lap Time	Lap Speed
1	6:24.826	6:24.826	82.604
2	11:42.940	5:18.114	101.511
3	17:13.395	5:30.455	97.720
4	34:02.153	16:48.758	32.012
5	39:24.775	5:22.622	100.092

Non Qualifiers

Position

101 Gary MASON

SBK Behind **33.445**
Best Time **5:06.067** Best Speed **105.506** On 3 Gp a

Lap	Elapsed Time	Lap Time	Lap Speed
1	8:32.012	8:32.012	62.084
2	14:03.799	5:31.787	97.328
3	19:09.866	5:06.067	105.506

44 William DAVISON

SBK Behind **40.409**
Best Time **5:13.031** Best Speed **103.159** On 3 Gp a

Lap	Elapsed Time	Lap Time	Lap Speed
1	8:35.099	8:35.099	61.712
2	14:04.451	5:29.352	98.047
3	19:17.482	5:13.031	103.159

58 Fabrice MIGUET

SBK Behind **44.078**
Best Time **5:16.700** Best Speed **101.964** On 5 Gp a

Lap	Elapsed Time	Lap Time	Lap Speed
1	7:28.405	7:28.405	70.891
2	13:01.373	5:32.968	96.982
3	23:39.419	10:38.046	50.611
4	31:52.343	8:12.924	65.511
5	37:09.043	5:16.700	101.964

71 Davy MORGAN

SBK Behind **45.590**
Best Time **5:18.212** Best Speed **101.480** On 2 Gp a

Lap	Elapsed Time	Lap Time	Lap Speed
1	6:11.115	6:11.115	85.655
2	11:29.327	5:18.212	101.480

Non Qualifiers

Position

53 Donald MacFADYEN

SBK Behind **51.274**
Best Time **5:23.896** Best Speed **99.699** On 2 Gp a

Lap	Elapsed Time	Lap Time	Lap Speed
1	7:11.963	7:11.963	73.590
2	12:35.859	5:23.896	99.699

49 Forbes COWAN

SBK Behind **56.848**
Best Time **5:29.470** Best Speed **98.012** On 6 Gp a

Lap	Elapsed Time	Lap Time	Lap Speed
1	8:56.425	8:56.425	59.259
2	14:45.978	5:49.553	92.381
3	20:42.444	5:56.466	90.589
4	26:25.496	5:43.052	94.132
5	32:01.646	5:36.150	96.064
6	37:31.116	5:29.470	98.012

48 Myles BYRNE

SBK Behind **1:04.968**
Best Time **5:37.590** Best Speed **95.654** On 6 Gp a

Lap	Elapsed Time	Lap Time	Lap Speed
1	8:39.114	8:39.114	61.235
2	14:22.671	5:43.557	93.993
3	20:00.568	5:37.897	95.568
4	25:41.123	5:40.555	94.822
5	33:42.454	8:01.331	67.089
6	39:20.044	5:37.590	95.654

72 Kevin MAXTED

SBK Behind **1:07.822**
Best Time **5:40.444** Best Speed **94.853** On 5 Gp a

Lap	Elapsed Time	Lap Time	Lap Speed
1	8:56.834	8:56.834	59.214
2	14:50.655	5:53.821	91.266
3	24:05.344	9:14.689	58.216
4	29:52.157	5:46.813	93.111
5	35:32.601	5:40.444	94.853
6	41:13.803	5:41.202	94.642

19 Carl RENNIE

SBK Behind **1:48.965**
Best Time **6:21.587** Best Speed **84.626** On 1 Gp a

Lap	Elapsed Time	Lap Time	Lap Speed
1	6:21.587	6:21.587	83.305



RELENTLESS International NORTH WEST 200 in association with Blackhorse SUPERBIKE



First Qualifying

Tuesday, 11 May 2010

DETAILED RESULT

Non Qualifiers

Position

57 Gerard KINGHAN

SBK Behind **2:18.710**
Best Time **6:51.332** Best Speed **78.506** On 1 Gp a

Lap	Elapsed Time	Lap Time	Lap Speed
1	6:51.332	6:51.332	77.281

Speed TrapSuperbike First Qualifying

No.	Name	Lap 1	Lap 2	Lap 3	Lap 4	Lap 5	Lap 6	Lap 7	Lap 8	Lap 9
1	Steve PLATER	195				200.5		200	203	
2	Ian LOUGHER	177	191			194				
3	Stuart EASTON		204			204				
4	John McGUINNESS	197	197	198		196	198	196		
5	Bruce ANSTEY		192			200		198	196	
6	Cameron DONALD	197					196			194
7	Michael RUTTER	193								
8	Guy MARTIN			195	182	197	195		198	197
9	Ian HUTCHINSON	197	193	197					196	
11	Gary JOHNSON					189				
12	Conor CUMMINS			192	194	191	193	168	192	
13	Adrian ARCHIBALD	182	184			191		197	197	
14	William DUNLOP		187							
15	Stephen THOMPSON	192	188	194	196	186	187	183		187
16	John BURROWS						179			
17	Jimmy MOORE		185	179		187			190	190
18	Brian McCORMACK	186	184							
19	Carl RENNIE	179	185							
20	Denver ROBB		188	184		188			186	186
21	Ben WYLIE	184	186	185	188	184				
24	James McBRIDE		184	182		183	174		183	183
26	Michael DUNLOP							194		
27	James McCANN		185			182				
28		183		180						
32	Paul CRANSTON			180			177		181	
33	Olie LINSDELL		192		188	191			189	
34	Alastair SEELEY			184				191		
36	Michael NIBLETT		190	181		177			179	
37	Keith AMOR		194					191	191	
38	Jonathan HOWARTH	153		184			166	185		
39	Adrian CLARK	160				194	183			
41	Paul DOBBS	182	186	183	186	187			187	
42	John HILDRETH		173	172		179		171		
43	John TATTERSALL	180								
44	William DAVISON			183						
47	Mark McPHEE	177	181	169						
48	Myles BYRNE		167						172	
49	Forbes COWAN		164			167	176		172	
51	Paul SHOESMITH			164					187	
52	Dave HEWSON		183		180	183			184	183
53	Donald MacFADYEN	177								
54	Steve HENEGHAN		190	188	187	189				
55	Emlyn HUGHES			180	179	180				
56	Tony CZYZEWSKI			182						
58	Fabrice MIGUET	161					173		171	
60	Gavin HUNT				186					
63	James HILLIER		166							
69	Dave WOOLAMS	179					180		172	
70	Daniel KNEEN				187		186		188	
77	Ryan FARQUHAR	192	192							
83	Graham ENGLISH	187		186			188		179	185
84	James REDPATH		185							
85	Sandor BITTER						166			