



TUESDAY 12th – SATURDAY 16th MAY 2009

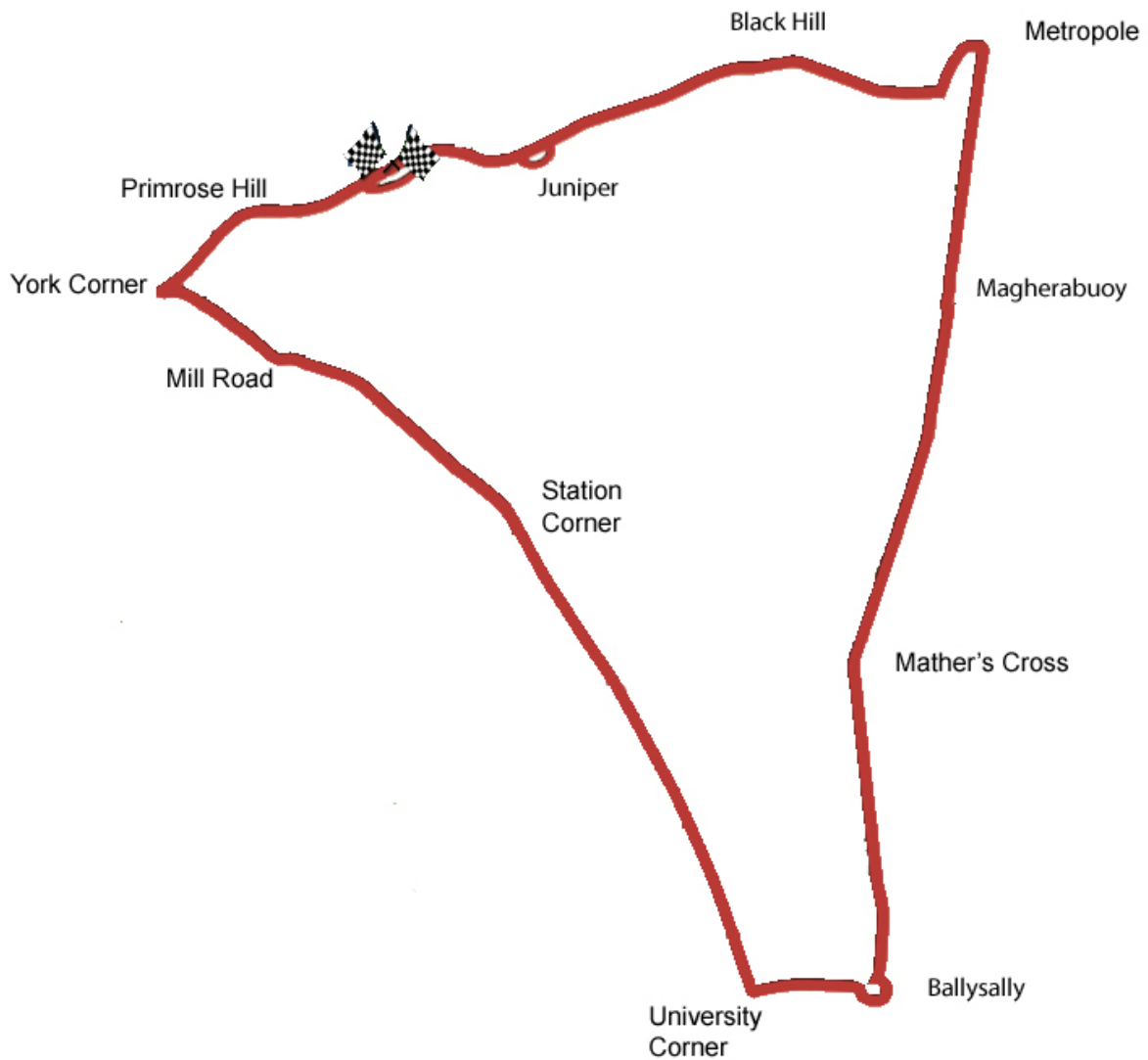
**promoted by
Coleraine & District Motor Club
www.northwest200.org**

greenline[®]

250cc RACE



The Triangle Circuit 8.966 miles



LAP RECORDS

Class	Rider	Machine	m	s	mph	Year
125cc	Robert Dunlop	Honda	5	12.909	103.153	2006
250cc	Callum Ramsay	Honda	4	43.35	113.914	1998
Supersport	Steve Plater	Yamaha	4	30.792	119.197	2008
Superstock	Guy Martin	Honda	4	24.682	121.949	2008
Superbike	Steve Plater	Honda	4	20.074	124.109	2006

KENNEDY International NORTH WEST 200

250cc / 125cc

Qualifying Session One

Tuesday, 12 May 2009



250cc

Qualifying Time

5:58.795

Qualifying Speed


89.961

Pos	Class	No	Name	Machine / Sponsor	Time	Best Lap Behind	Speed	On	Total Laps	Qualifying Laps
Qualifying Classification										
1	250	5	Christian ELKIN	Honda	5:02.594		106.670	3	4	3
2	250	3	Michael DUNLOP	Honda - Wray Brothers	5:02.713	0.119	106.628	4	5	2
3	250	2	John McGUINNESS	Honda - Padgetts of Batley	5:05.326	2.732	105.715	4	6	5
4	250	10	Mark LUNNEY	Honda - Street Sweep	5:05.373	2.779	105.699	3	4	4
5	250	26	David CRAIG	Yamaha - Cleaver Browne	5:06.873	4.279	105.182	3	4	4
6	250	1	Darren BURNS	Honda - S Gas Northern Ireland Ltd	5:06.977	4.383	105.147	5	5	4
7	250	27	Phil HARVEY	Honda - Milton House Transport	5:07.923	5.329	104.824	3	4	3
8	250	7	Davy MORGAN	Honda - CSC Branson Racing	5:08.323	5.729	104.688	5	5	5
9	250	16	Barry DAVIDSON	Honda - Cleaver Browne	5:08.414	5.820	104.657	3	4	3
10	250	22	Andrew NEILL	Honda - Wray Brothers	5:09.099	6.505	104.425	3	4	4
11	250	17	Bruce DUNN	Yamaha - Splash Motorcycles	5:09.761	7.167	104.202	6	7	6
12	250	29	Emlyn HUGHES	Honda	5:10.673	8.079	103.896	5	6	6
13	250	19	Paul OWEN	Honda - Team #98	5:11.832	9.238	103.510	7	7	6
14	250	6	Olie LINSDELL	Honda - P & KM Berwick Heating Services	5:12.956	10.362	103.138	3	3	3
15	250	24	Derek McLAUGHLIN	Honda	5:16.361	13.767	102.028	5	7	5
16	250	18	Lee VERNON	Honda	5:16.903	14.309	101.853	3	4	4
17	250	42	Mark YOUNG	Honda - Wray Brothers	5:19.343	16.749	101.075	3	3	2
18	250	15	Ian MORRELL	Honda - North West Gas	5:20.638	18.044	100.667	3	4	3
19	250	37	Brian SPOONER	Yamaha - Eazy Rider / C G Chell	5:21.601	19.007	100.365	7	8	7
20	250	38	Paul SHOESMITH	Honda - Speedfreak Ice Valley Racing	5:25.010	22.416	99.313	7	8	7
21	250	36	Kevin STROWGER	Honda - Mistral Racing Ltd.	5:32.274	29.680	97.142	7	7	6
22	250	34	Tony FLINTON	Honda	5:41.041	38.447	94.644	2	4	3
23	250	39	Bryan HARDING	Honda	5:44.666	42.072	93.649	7	7	5
24	250	11	Peter WAKEFIELD	Honda - PW Racing	5:45.154	42.560	93.517	3	3	2
25	250	30	Jeff SHAW	Honda - Cleaver Browne	5:46.895	44.301	93.047	3	3	2
26	250	45	Lee HILL	Honda - Track Day Tools	5:48.059	45.465	92.736	5	5	2

Non Qualifiers

250	14	Sam DUNLOP	Honda	5:24.718	22.124	99.402	2	2	1
250	4	William DUNLOP	Honda - P J Flynn	5:25.159	22.565	99.267	2	2	1
250	32	Graham WILSON	Honda - Logan Waste	5:26.026	23.432	99.003	2	2	1
250	43	Stephen McLVENNA	Honda	5:31.388	28.794	97.401	2	3	1
250	8	Paul ROBINSON	Honda - D & P Racing	6:19.317	1:16.723	85.094	1	2	0
250	13	David MATEER	Yamaha	7:47.191	2:44.597	69.089	1	1	0
250	9	Chris PALMER	Honda - Mannin Collections Racing	32:03.970	27:01.376	16.777	1	1	0

These Results are provisional and are subject to ratification by the Stewards of the Meeting.

Track	The Triangle	Signed		Organising Club	Coleraine & District Motor Club
Length(miles)	8.9660 Lap 1 (8.8260)		Chief Timekeeper	Qualifying Started	18:36:41.604
Weather	Sunny	Issued At:	19:22:26		
Track	Dry				



KENNEDY International NORTH WEST 200



250cc / 125cc

Qualifying Session One

Tuesday, 12 May 2009

DETAILED RESULT

250cc

Qualifying Classification

Position

1 5 Christian ELKIN

250 Behind

Best Time **5:02.594** Best Speed **106.670** On **3** Gp **a**

Lap	Elapsed Time	Lap Time	Lap Speed
1	6:00.464	6:00.464	88.146
2	11:08.622	5:08.158	104.744
3	16:11.216	5:02.594	106.670
4	21:16.772	5:05.556	105.636

2 3 Michael DUNLOP

250 Behind **0.119**

Best Time **5:02.713** Best Speed **106.628** On **4** Gp **a**

Lap	Elapsed Time	Lap Time	Lap Speed
1	6:24.738	6:24.738	82.585
2	11:43.053	5:18.315	101.401
3	20:23.558	8:40.505	62.012
4	25:26.271	5:02.713	106.628
5	31:28.999	6:02.728	88.986

3 2 John McGUINNESS

250 Behind **2.732**

Best Time **5:05.326** Best Speed **105.715** On **4** Gp **a**

Lap	Elapsed Time	Lap Time	Lap Speed
1	5:11.957	5:11.957	101.852
2	10:23.273	5:11.316	103.681
3	15:33.330	5:10.057	104.102
4	20:38.656	5:05.326	105.715
5	26:03.835	5:25.179	99.261
6	38:56.401	12:52.566	41.780

4 10 Mark LUNNEY

250 Behind **2.779**

Best Time **5:05.373** Best Speed **105.699** On **3** Gp **a**

Lap	Elapsed Time	Lap Time	Lap Speed
1	5:12.845	5:12.845	101.563
2	10:21.799	5:08.954	104.474
3	15:27.172	5:05.373	105.699
4	20:32.788	5:05.616	105.615

250cc

Qualifying Classification

Position

5 26 David CRAIG

250 Behind **4.279**

Best Time **5:06.873** Best Speed **105.182** On **3** Gp **a**

Lap	Elapsed Time	Lap Time	Lap Speed
1	5:52.793	5:52.793	90.063
2	11:07.279	5:14.486	102.636
3	16:14.152	5:06.873	105.182
4	21:36.418	5:22.266	100.158

6 1 Darren BURNS

250 Behind **4.383**

Best Time **5:06.977** Best Speed **105.147** On **5** Gp **a**

Lap	Elapsed Time	Lap Time	Lap Speed
1	5:35.282	5:35.282	94.767
2	10:51.742	5:16.460	101.996
3	27:10.744	16:19.002	32.970
4	32:18.961	5:08.217	104.724
5	37:25.938	5:06.977	105.147

7 27 Phil HARVEY

250 Behind **5.329**

Best Time **5:07.923** Best Speed **104.824** On **3** Gp **a**

Lap	Elapsed Time	Lap Time	Lap Speed
1	6:12.637	6:12.637	85.267
2	11:22.941	5:10.304	104.019
3	16:30.864	5:07.923	104.824
4	21:43.497	5:12.633	103.244

8 7 Davy MORGAN

250 Behind **5.729**

Best Time **5:08.323** Best Speed **104.688** On **5** Gp **a**

Lap	Elapsed Time	Lap Time	Lap Speed
1	5:30.524	5:30.524	96.131
2	10:41.364	5:10.840	103.840
3	15:50.672	5:09.308	104.354
4	21:01.787	5:11.115	103.748
5	26:10.110	5:08.323	104.688

9 16 Barry DAVIDSON

250 Behind **5.820**

Best Time **5:08.414** Best Speed **104.657** On **3** Gp **a**

Lap	Elapsed Time	Lap Time	Lap Speed
1	6:08.101	6:08.101	86.318
2	11:20.313	5:12.212	103.384
3	16:28.727	5:08.414	104.657
4	21:40.773	5:12.046	103.439

KENNEDY International NORTH WEST 200



250cc / 125cc

Qualifying Session One

Tuesday, 12 May 2009

DETAILED RESULT

250cc

Qualifying Classification

Position

10 **22 Andrew NEILL**
 250 Behind **6.505**
 Best Time **5:09.099** Best Speed **104.425** On **3** Gp **a**

Lap	Elapsed Time	Lap Time	Lap Speed
1	5:33.999	5:33.999	95.131
2	10:51.371	5:17.372	101.703
3	16:00.470	5:09.099	104.425
4	21:13.431	5:12.961	103.136

11 **17 Bruce DUNN**

250 Behind **7.167**
 Best Time **5:09.761** Best Speed **104.202** On **6** Gp **a**

Lap	Elapsed Time	Lap Time	Lap Speed
1	5:33.515	5:33.515	95.269
2	11:00.060	5:26.545	98.846
3	17:17.895	6:17.835	85.428
4	22:29.314	5:11.419	103.647
5	27:39.289	5:09.975	104.130
6	32:49.050	5:09.761	104.202
7	38:08.018	5:18.968	101.194

12 **29 Emlyn HUGHES**

250 Behind **8.079**
 Best Time **5:10.673** Best Speed **103.896** On **5** Gp **a**

Lap	Elapsed Time	Lap Time	Lap Speed
1	5:33.749	5:33.749	95.202
2	10:53.863	5:20.114	100.832
3	16:08.581	5:14.718	102.560
4	21:20.117	5:11.536	103.608
5	26:30.790	5:10.673	103.896
6	31:41.538	5:10.748	103.871

13 **19 Paul OWEN**

250 Behind **9.238**
 Best Time **5:11.832** Best Speed **103.510** On **7** Gp **a**

Lap	Elapsed Time	Lap Time	Lap Speed
1	5:20.787	5:20.787	99.049
2	14:20.531	8:59.744	59.802
3	19:34.440	5:13.909	102.825
4	24:46.917	5:12.477	103.296
5	30:07.468	5:20.551	100.694
6	35:20.658	5:13.190	103.061
7	40:32.490	5:11.832	103.510

250cc

Qualifying Classification

Position

14 **6 Olie LINSDELL**
 250 Behind **10.362**
 Best Time **5:12.956** Best Speed **103.138** On **3** Gp **a**

Lap	Elapsed Time	Lap Time	Lap Speed
1	5:35.768	5:35.768	94.630
2	10:49.922	5:14.154	102.745
3	16:02.878	5:12.956	103.138

15 **24 Derek McLAUGHLIN**

250 Behind **13.767**
 Best Time **5:16.361** Best Speed **102.028** On **5** Gp **a**

Lap	Elapsed Time	Lap Time	Lap Speed
1	6:04.279	6:04.279	87.223
2	11:25.066	5:20.787	100.620
3	16:55.104	5:30.038	97.800
4	27:36.325	10:41.221	50.338
5	32:52.686	5:16.361	102.028
6	38:11.291	5:18.605	101.309
7	43:35.595	5:24.304	99.529

16 **18 Lee VERNON**

250 Behind **14.309**
 Best Time **5:16.903** Best Speed **101.853** On **3** Gp **a**

Lap	Elapsed Time	Lap Time	Lap Speed
1	5:32.478	5:32.478	95.566
2	10:51.243	5:18.765	101.258
3	16:08.146	5:16.903	101.853
4	21:33.369	5:25.223	99.248

17 **42 Mark YOUNG**

250 Behind **16.749**
 Best Time **5:19.343** Best Speed **101.075** On **3** Gp **a**

Lap	Elapsed Time	Lap Time	Lap Speed
1	31:37.966	31:37.966	16.741
2	36:58.238	5:20.272	100.782
3	42:17.581	5:19.343	101.075

18 **15 Ian MORRELL**

250 Behind **18.044**
 Best Time **5:20.638** Best Speed **100.667** On **3** Gp **a**

Lap	Elapsed Time	Lap Time	Lap Speed
1	6:16.958	6:16.958	84.289
2	11:41.350	5:24.392	99.502
3	17:01.988	5:20.638	100.667
4	22:31.524	5:29.536	97.949



KENNEDY International NORTH WEST 200

250cc / 125cc

Qualifying Session One

Tuesday, 12 May 2009

DETAILED RESULT

250cc

Qualifying Classification

Position

19 37 Brian SPOONER

250 Behind 19.007

Best Time 5:21.601 Best Speed 100.365 On 7 Gp a

Lap	Elapsed Time	Lap Time	Lap Speed
1	6:11.705	6:11.705	85.481
2	11:44.464	5:32.759	97.000
3	17:11.368	5:26.904	98.737
4	22:36.501	5:25.133	99.275
5	28:00.567	5:24.066	99.602
6	33:22.378	5:21.811	100.300
7	38:43.979	5:21.601	100.365
8	44:07.606	5:23.627	99.737

20 38 Paul SHOESMITH

250 Behind 22.416

Best Time 5:25.010 Best Speed 99.313 On 7 Gp a

Lap	Elapsed Time	Lap Time	Lap Speed
1	6:02.805	6:02.805	87.578
2	11:29.805	5:27.000	98.708
3	16:58.954	5:29.149	98.064
4	22:24.808	5:25.854	99.055
5	27:54.281	5:29.473	97.967
6	33:19.756	5:25.475	99.171
7	38:44.766	5:25.010	99.313
8	44:16.270	5:31.504	97.367

21 36 Kevin STROWGER

250 Behind 29.680

Best Time 5:32.274 Best Speed 97.142 On 7 Gp a

Lap	Elapsed Time	Lap Time	Lap Speed
1	6:44.206	6:44.206	78.607
2	12:19.865	5:35.659	96.162
3	17:56.055	5:36.190	96.010
4	23:32.128	5:36.073	96.043
5	29:04.447	5:32.319	97.128
6	34:37.214	5:32.767	96.998
7	40:09.488	5:32.274	97.142

22 34 Tony FLINTON

250 Behind 38.447

Best Time 5:41.041 Best Speed 94.644 On 2 Gp a

Lap	Elapsed Time	Lap Time	Lap Speed
1	6:43.476	6:43.476	78.750
2	12:24.517	5:41.041	94.644
3	18:06.663	5:42.146	94.339
4	23:50.281	5:43.618	93.935

250cc

Qualifying Classification

Position

23 39 Bryan HARDING

250 Behind 42.072

Best Time 5:44.666 Best Speed 93.649 On 7 Gp a

Lap	Elapsed Time	Lap Time	Lap Speed
1	6:29.204	6:29.204	81.637
2	12:32.979	6:03.775	88.730
3	18:31.689	5:58.710	89.982
4	24:28.227	5:56.538	90.531
5	30:18.580	5:50.353	92.129
6	36:05.597	5:47.017	93.014
7	41:50.263	5:44.666	93.649

24 11 Peter WAKEFIELD

250 Behind 42.560

Best Time 5:45.154 Best Speed 93.517 On 3 Gp a

Lap	Elapsed Time	Lap Time	Lap Speed
1	6:37.886	6:37.886	79.856
2	12:24.089	5:46.203	93.233
3	18:09.243	5:45.154	93.517

25 30 Jeff SHAW

250 Behind 44.301

Best Time 5:46.895 Best Speed 93.047 On 3 Gp a

Lap	Elapsed Time	Lap Time	Lap Speed
1	7:03.064	7:03.064	75.104
2	12:57.025	5:53.961	91.190
3	18:43.920	5:46.895	93.047

26 45 Lee HILL

250 Behind 45.465

Best Time 5:48.059 Best Speed 92.736 On 5 Gp a

Lap	Elapsed Time	Lap Time	Lap Speed
1	6:53.672	6:53.672	76.809
2	12:51.824	5:58.152	90.123
3	19:45.302	6:53.478	78.064
4	33:32.673	13:47.371	39.012
5	39:20.732	5:48.059	92.736

Non Qualifiers

Position



KENNEDY International NORTH WEST 200



250cc / 125cc

Qualifying Session One

Tuesday, 12 May 2009

DETAILED RESULT

250cc

Non Qualifiers

Position

14 Sam DUNLOP

250 Behind **22.124**

Best Time **5:24.718** Best Speed **99.402** On **2** Gp **a**

Lap	Elapsed Time	Lap Time	Lap Speed
1	34:34.874	34:34.874	15.314
2	39:59.592	5:24.718	99.402

4 William DUNLOP

250 Behind **22.565**

Best Time **5:25.159** Best Speed **99.267** On **2** Gp **a**

Lap	Elapsed Time	Lap Time	Lap Speed
1	13:21.997	13:21.997	39.618
2	18:47.156	5:25.159	99.267

32 Graham WILSON

250 Behind **23.432**

Best Time **5:26.026** Best Speed **99.003** On **2** Gp **a**

Lap	Elapsed Time	Lap Time	Lap Speed
1	33:57.901	33:57.901	15.591
2	39:23.927	5:26.026	99.003

43 Stephen McILVENNA

250 Behind **28.794**

Best Time **5:31.388** Best Speed **97.401** On **2** Gp **a**

Lap	Elapsed Time	Lap Time	Lap Speed
1	6:29.306	6:29.306	81.616
2	12:00.694	5:31.388	97.401
3	25:35.105	13:34.411	39.633

8 Paul ROBINSON

250 Behind **1:16.723**

Best Time **6:19.317** Best Speed **85.094** On **1** Gp **a**

Lap	Elapsed Time	Lap Time	Lap Speed
1	6:19.317	6:19.317	83.765
2	43:27.673	37:08.356	14.485

13 David MATEER

250 Behind **2:44.597**

Best Time **7:47.191** Best Speed **69.089** On **1** Gp **a**

Lap	Elapsed Time	Lap Time	Lap Speed
1	7:47.191	7:47.191	68.010

250cc

Non Qualifiers


Position

9 Chris PALMER

250 Behind **27:01.376**

Best Time **32:03.970** Best Speed **16.777** On **1** Gp **a**

Lap	Elapsed Time	Lap Time	Lap Speed
1	32:03.970	32:03.970	16.515



KENNEDY

International
North West 200®In association with
Coca-Cola
zeroSpeed Trap125cc / 250cc Session '1'

250cc


No.	Name	Lap 1	Lap 2	Lap 3	Lap 4	Lap 5	Lap 6	Lap 7	Lap 8
101	Darren BURNS						139		141
102	John McGUINNESS				143				
104	William DUNLOP				115				
105	Christian ELKIN	135					148		
106	Olie LINSDELL			145					
107	Davy MORGAN		134		133		133		
109	Chris PALMER							146	
110	Mark LUNNEY		150	150	150				
114	Sam DUNLOP							144	
115	Ian MORRELL	129		143	141				
117	Bruce DUNN	139		134	150	155	154		
118	Lee VERNON		136	113					
119	Paul OWEN						137		
124	Derek McLAUGHLIN			140			129		
126	David CRAIG				139				
127	Phil HARVEY				128				
128	Paul GARTLAND			131					
129	Emlyn HUGHES				140		141		
132	Graham WILSON							136	
134	Tony FLINTON	135	130		135	133			
136	Kevin STROWGER				131	128		134	
137	Brian SPOONER		151						
138	Paul SHOESMITH						133		
141	Adrian McFARLAND					123			
142	Mark YOUNG							112	
143	Stephen McILVENNA	133				123			
145	Lee HILL		117		117				

KENNEDY International NORTH WEST 200

250cc / 125cc

Qualifying Session Two

Thursday, 14 May 2009




250cc Qualifying Time **5:58.881** Qualifying Speed **89.94**

Pos	Class	No	Name	Machine / Sponsor	Time	Best Lap Behind	Speed	On	Total Laps	Qualifying Laps
Qualifying Classification										
1	250	5	Christian ELKIN	Honda	4:56.654		108.806	2	4	4
2	250	20	Denver ROBB	Honda - EMS Racing	5:04.504	7.850	106.001	5	6	6
3	250	2	John McGUINNESS	Honda - Padgetts of Batley	5:04.860	8.206	105.877	2	5	4
4	250	27	Phil HARVEY	Honda - Milton House Transport	5:05.418	8.764	105.683	2	4	3
5	250	8	Paul ROBINSON	Honda - D & P Racing	5:09.223	12.569	104.383	2	4	3
6	250	29	Emlyn HUGHES	Honda	5:09.635	12.981	104.244	2	4	2
7	250	7	Davy MORGAN	Honda - CSC Branson Racing	5:10.145	13.491	104.073	2	3	3
8	250	24	Derek McLAUGHLIN	Honda	5:11.392	14.738	103.656	4	5	3
9	250	6	Olie LINSDELL	Honda - P & KM Berwick Heating Services	5:11.659	15.005	103.567	2	2	2
10	250	19	Paul OWEN	Honda - Team #98	5:11.838	15.184	103.508	2	4	3
11	250	15	Ian MORRELL	Honda - North West Gas	5:13.000	16.346	103.123	5	6	4
12	250	43	Stephen McILVENNA	Honda	5:14.740	18.086	102.553	5	6	5
13	250	1	Darren BURNS	Honda - S Gas Northern Ireland Ltd	5:15.397	18.743	102.340	2	3	2
14	250	42	Mark YOUNG	Honda - Wray Brothers	5:15.696	19.042	102.243	4	5	4
15	250	13	David MATEER	Yamaha	5:15.784	19.130	102.214	2	3	3
16	250	16	Barry DAVIDSON	Honda - Cleaver Browne	5:16.475	19.821	101.991	2	3	2
17	250	31	Ivan LINTIN	Yamaha - McKinstry Racing	5:19.479	22.825	101.032	3	4	3
18	250	14	Sam DUNLOP	Honda	5:22.507	25.853	100.083	3	3	2
19	250	18	Lee VERNON	Honda	5:23.155	26.501	99.883	2	3	2
20	250	37	Brian SPOONER	Yamaha - Eazy Rider / C G Chell	5:23.446	26.792	99.793	4	5	4
21	250	23	David GUINEY	Honda	5:24.508	27.854	99.466	2	2	2
22	250	45	Lee HILL	Honda - Track Day Tools	5:24.980	28.326	99.322	3	4	3
23	250	32	Graham WILSON	Honda - Logan Waste	5:34.229	37.575	96.573	4	4	2
24	250	30	Jeff SHAW	Honda - Cleaver Browne	5:37.848	41.194	95.539	2	3	2
25	250	11	Peter WAKEFIELD	Honda - PW Racing	5:41.422	44.768	94.539	2	3	2
26	250	39	Bryan HARDING	Honda	5:50.906	54.252	91.984	5	6	3

Non Qualifiers

250	3	Michael DUNLOP	Honda - Wray Brothers	5:12.005	15.351	103.452	2	2	1
250	26	David CRAIG	Yamaha - Cleaver Browne	5:25.111	28.457	99.282	1	1	1
250	36	Kevin STROWGER	Honda - Mistral Racing Ltd.	5:56.023	59.369	90.662	2	3	1
250	33	Carl SALVAGE	Yamaha - paddockgossip.com	6:28.169	1:31.515	83.153	1	1	0
250	17	Bruce DUNN	Yamaha - Splash Motorcycles	6:34.134	1:37.480	81.895	2	2	0
250	10	Mark LUNNEY	Honda - Street Sweep	34:41.504	29:44.850	15.507	1	1	0
250	34	Tony FLINTON	Honda	34:50.468	29:53.814	15.440	1	1	0
250	22	Andrew NEILL	Honda - Wray Brothers	51:09.880	46:13.226	10.514	1	1	0

These Results are provisional and are subject to ratification by the Stewards of the Meeting.

Track	The Triangle	Signed	 Chief Timekeeper	Organising Club	Coleraine & District Motor Club
Length(miles)	8.9660 Lap 1 (8.8260)	Issued At:		18:37:45	Qualifying Started
Weather	Cloudy				
Track	Dry				



KENNEDY International NORTH WEST 200



250cc / 125cc

Qualifying Session Two

Thursday, 14 May 2009

DETAILED RESULT

250cc

Qualifying Classification

Position

1 5 Christian ELKIN

Behind

Best Time **4:56.654** Best Speed **108.806** On **2** Gp **a**

Lap	Elapsed Time	Lap Time	Lap Speed
1	5:00.009	5:00.009	105.909
2	9:56.663	4:56.654	108.806
3	14:56.252	4:59.589	107.740
4	20:10.151	5:13.899	102.828

2 20 Denver ROBB

Behind **7.850**

Best Time **5:04.504** Best Speed **106.001** On **5** Gp **a**

Lap	Elapsed Time	Lap Time	Lap Speed
1	5:18.225	5:18.225	99.846
2	10:28.291	5:10.066	104.099
3	15:37.212	5:08.921	104.485
4	20:52.721	5:15.509	102.303
5	25:57.225	5:04.504	106.001
6	31:17.855	5:20.630	100.669

3 2 John McGUINNESS

Behind **8.206**

Best Time **5:04.860** Best Speed **105.877** On **2** Gp **a**

Lap	Elapsed Time	Lap Time	Lap Speed
1	5:58.873	5:58.873	88.537
2	11:03.733	5:04.860	105.877
3	16:14.933	5:11.200	103.720
4	35:44.267	19:29.334	27.603
5	41:16.672	5:32.405	97.103

4 27 Phil HARVEY

Behind **8.764**

Best Time **5:05.418** Best Speed **105.683** On **2** Gp **a**

Lap	Elapsed Time	Lap Time	Lap Speed
1	5:35.230	5:35.230	94.781
2	10:40.648	5:05.418	105.683
3	15:52.396	5:11.748	103.537
4	39:50.604	23:58.208	22.443

5 8 Paul ROBINSON

Behind **12.569**

Best Time **5:09.223** Best Speed **104.383** On **2** Gp **a**

Lap	Elapsed Time	Lap Time	Lap Speed
1	5:48.544	5:48.544	91.161
2	10:57.767	5:09.223	104.383
3	16:13.438	5:15.671	102.251
4	44:31.460	28:18.022	19.009

250cc

Qualifying Classification

Position

6 29 Emlyn HUGHES

Behind **12.981**

Best Time **5:09.635** Best Speed **104.244** On **2** Gp **a**

Lap	Elapsed Time	Lap Time	Lap Speed
1	7:01.573	7:01.573	75.369
2	12:11.208	5:09.635	104.244
3	17:34.077	5:22.869	99.971
4	36:24.419	18:50.342	28.556

7 7 Davy MORGAN

Behind **13.491**

Best Time **5:10.145** Best Speed **104.073** On **2** Gp **a**

Lap	Elapsed Time	Lap Time	Lap Speed
1	5:25.652	5:25.652	97.569
2	10:35.797	5:10.145	104.073
3	15:51.558	5:15.761	102.222

8 24 Derek McLAUGHLIN

Behind **14.738**

Best Time **5:11.392** Best Speed **103.656** On **4** Gp **a**

Lap	Elapsed Time	Lap Time	Lap Speed
1	6:15.757	6:15.757	84.559
2	11:47.821	5:32.064	97.203
3	24:18.216	12:30.395	43.014
4	29:29.608	5:11.392	103.656
5	35:06.691	5:37.083	95.756

9 6 Olie LINSDELL

Behind **15.005**

Best Time **5:11.659** Best Speed **103.567** On **2** Gp **a**

Lap	Elapsed Time	Lap Time	Lap Speed
1	5:25.458	5:25.458	97.627
2	10:37.117	5:11.659	103.567

10 19 Paul OWEN


Behind **15.184**

Best Time **5:11.838** Best Speed **103.508** On **2** Gp **a**

Lap	Elapsed Time	Lap Time	Lap Speed
1	5:25.925	5:25.925	97.487
2	10:37.763	5:11.838	103.508
3	15:52.941	5:15.178	102.411
4	38:28.368	22:35.427	23.814



KENNEDY International NORTH WEST 200



250cc / 125cc

Qualifying Session Two

Thursday, 14 May 2009

DETAILED RESULT

250cc

Qualifying Classification

Position

11 15 Ian MORRELL

Behind 16.346

Best Time 5:13.000 Best Speed 103.123 On 5 Gp a

Lap	Elapsed Time	Lap Time	Lap Speed
1	6:16.181	6:16.181	84.464
2	11:38.765	5:22.584	100.060
3	17:07.560	5:28.795	98.169
4	24:17.284	7:09.724	75.112
5	29:30.284	5:13.000	103.123
6	35:08.259	5:37.975	95.503

12 43 Stephen McILVENNA

Behind 18.086

Best Time 5:14.740 Best Speed 102.553 On 5 Gp a

Lap	Elapsed Time	Lap Time	Lap Speed
1	5:58.127	5:58.127	88.722
2	11:21.200	5:23.073	99.908
3	16:46.060	5:24.860	99.358
4	22:01.608	5:15.548	102.291
5	27:16.348	5:14.740	102.553
6	39:54.769	12:38.421	42.559

13 1 Darren BURNS

Behind 18.743

Best Time 5:15.397 Best Speed 102.340 On 2 Gp a

Lap	Elapsed Time	Lap Time	Lap Speed
1	12:31.050	12:31.050	42.306
2	17:46.447	5:15.397	102.340
3	23:08.073	5:21.626	100.358

14 42 Mark YOUNG

Behind 19.042

Best Time 5:15.696 Best Speed 102.243 On 4 Gp a

Lap	Elapsed Time	Lap Time	Lap Speed
1	6:08.877	6:08.877	86.136
2	11:26.433	5:17.556	101.644
3	16:45.706	5:19.273	101.097
4	22:01.402	5:15.696	102.243
5	27:17.140	5:15.738	102.229

15 13 David MATEER

Behind 19.130

Best Time 5:15.784 Best Speed 102.214 On 2 Gp a

Lap	Elapsed Time	Lap Time	Lap Speed
1	5:24.365	5:24.365	97.956
2	10:40.149	5:15.784	102.214
3	15:56.494	5:16.345	102.033

250cc

Qualifying Classification

Position

16 16 Barry DAVIDSON

Behind 19.821

Best Time 5:16.475 Best Speed 101.991 On 2 Gp a

Lap	Elapsed Time	Lap Time	Lap Speed
1	32:44.575	32:44.575	16.173
2	38:01.050	5:16.475	101.991
3	43:39.679	5:38.629	95.318

17 31 Ivan LINTIN

Behind 22.825

Best Time 5:19.479 Best Speed 101.032 On 3 Gp a

Lap	Elapsed Time	Lap Time	Lap Speed
1	6:22.972	6:22.972	82.966
2	11:43.745	5:20.773	100.624
3	17:03.224	5:19.479	101.032
4	22:45.779	5:42.555	94.226

18 14 Sam DUNLOP

Behind 25.853

Best Time 5:22.507 Best Speed 100.083 On 3 Gp a

Lap	Elapsed Time	Lap Time	Lap Speed
1	10:07.590	10:07.590	52.294
2	15:30.544	5:22.954	99.945
3	20:53.051	5:22.507	100.083

19 18 Lee VERNON

Behind 26.501

Best Time 5:23.155 Best Speed 99.883 On 2 Gp a

Lap	Elapsed Time	Lap Time	Lap Speed
1	6:22.618	6:22.618	83.043
2	11:45.773	5:23.155	99.883
3	17:17.037	5:31.264	97.438

20 37 Brian SPOONER

Behind 26.792

Best Time 5:23.446 Best Speed 99.793 On 4 Gp a

Lap	Elapsed Time	Lap Time	Lap Speed
1	13:00.770	13:00.770	40.695
2	18:30.888	5:30.118	97.776
3	23:55.413	5:24.525	99.461
4	29:18.859	5:23.446	99.793
5	34:58.045	5:39.186	95.162



KENNEDY International NORTH WEST 200



250cc / 125cc

Qualifying Session Two

Thursday, 14 May 2009

DETAILED RESULT

250cc

Qualifying Classification

Position

21 23 David GUINEY

Behind 27.854

Best Time 5:24.508 Best Speed 99.466 On 2 Gp a

Lap	Elapsed Time	Lap Time	Lap Speed
1	5:40.369	5:40.369	93.350
2	11:04.877	5:24.508	99.466

22 45 Lee HILL

Behind 28.326

Best Time 5:24.980 Best Speed 99.322 On 3 Gp a

Lap	Elapsed Time	Lap Time	Lap Speed
1	7:55.207	7:55.207	66.863
2	13:20.922	5:25.715	99.098
3	18:45.902	5:24.980	99.322
4	24:18.308	5:32.406	97.103

23 32 Graham WILSON

Behind 37.575

Best Time 5:34.229 Best Speed 96.573 On 4 Gp a

Lap	Elapsed Time	Lap Time	Lap Speed
1	41:21.322	41:21.322	12.805
2	48:13.934	6:52.612	78.227
3	53:59.020	5:45.086	93.535
4	59:33.249	5:34.229	96.573

24 30 Jeff SHAW

Behind 41.194

Best Time 5:37.848 Best Speed 95.539 On 2 Gp a

Lap	Elapsed Time	Lap Time	Lap Speed
1	6:31.973	6:31.973	81.061
2	12:09.821	5:37.848	95.539
3	17:48.484	5:38.663	95.309

25 11 Peter WAKEFIELD

Behind 44.768

Best Time 5:41.422 Best Speed 94.539 On 2 Gp a

Lap	Elapsed Time	Lap Time	Lap Speed
1	6:41.787	6:41.787	79.081
2	12:23.209	5:41.422	94.539
3	18:07.701	5:44.492	93.696

250cc

Qualifying Classification

Position

26 39 Bryan HARDING

Behind 54.252

Best Time 5:50.906 Best Speed 91.984 On 5 Gp a

Lap	Elapsed Time	Lap Time	Lap Speed
1	6:44.928	6:44.928	78.467
2	12:39.979	5:55.051	90.910
3	18:39.865	5:59.886	89.688
4	24:37.314	5:57.449	90.300
5	30:28.220	5:50.906	91.984
6	36:51.747	6:23.527	84.160

Non Qualifiers

Position

3 Michael DUNLOP

Behind 15.351

Best Time 5:12.005 Best Speed 103.452 On 2 Gp a

Lap	Elapsed Time	Lap Time	Lap Speed
1	9:22.904	9:22.904	56.446
2	14:34.909	5:12.005	103.452

26 David CRAIG

Behind 28.457

Best Time 5:25.111 Best Speed 99.282 On 1 Gp a

Lap	Elapsed Time	Lap Time	Lap Speed
1	5:25.111	5:25.111	97.732

36 Kevin STROWGER

Behind 59.369

Best Time 5:56.023 Best Speed 90.662 On 2 Gp a

Lap	Elapsed Time	Lap Time	Lap Speed
1	16:47.654	16:47.654	31.532
2	22:43.677	5:56.023	90.662
3	46:49.349	24:05.672	22.327

33 Carl SALVAGE

Behind 1:31.515

Best Time 6:28.169 Best Speed 83.153 On 1 Gp a

Lap	Elapsed Time	Lap Time	Lap Speed
1	6:28.169	6:28.169	81.855

KENNEDY International NORTH WEST 200

250cc / 125cc

Qualifying Session Two

Thursday, 14 May 2009

DETAILED RESULT

250cc

Non Qualifiers

Position

17 Bruce DUNN

Behind 1:37.480

Best Time **6:34.134** Best Speed **81.895** On 2 Gp a

Lap	Elapsed Time	Lap Time	Lap Speed
1	24:42.733	24:42.733	21.429
2	31:16.867	6:34.134	81.895

10 Mark LUNNEY

Behind 29:44.850

Best Time **34:41.504** Best Speed **15.507** On 1 Gp a

Lap	Elapsed Time	Lap Time	Lap Speed
1	34:41.504	34:41.504	15.265

34 Tony FLINTON

Behind 29:53.814

Best Time **34:50.468** Best Speed **15.440** On 1 Gp a


Lap	Elapsed Time	Lap Time	Lap Speed
1	34:50.468	34:50.468	15.199

22 Andrew NEILL

Behind 46:13.226

Best Time **51:09.880** Best Speed **10.514** On 1 Gp a

Lap	Elapsed Time	Lap Time	Lap Speed
1	51:09.880	51:09.880	10.350



Speed Trap125cc /250cc 2nd Session250cc

<u>No.</u>	<u>Name</u>	<u>Lap 1</u>	<u>Lap 2</u>	<u>Lap 3</u>	<u>Lap 4</u>	<u>Lap 5</u>	<u>Lap 6</u>	<u>Lap 7</u>	<u>Lap 8</u>	<u>Lap 9</u>
101	Darren BURNS				142					
102	John McGUINNESS							150		
104	William DUNLOP				152					
105	Christian ELKIN	155	154	153	147					
106	Olie LINSDELL			147						
108	Paul ROBINSON	151	150	152						
109	Chris PALMER	144			154					
110	Mark LUNNEY						153			
111	Peter WAKEFIELD	125	143							
114	Sam DUNLOP	149		148	148					
115	Ian MORRELL			139			147			
116	Barry DAVIDSON						139	143	137	
117	Bruce DUNN				138	143				
118	Lee VERNON		151							
119	Paul OWEN			148						
120	Denver ROBB	153	152	149	152	152				
124	Derek McLAUGHLIN		149		151	149				
127	Phil HARVEY	155	154							
129	Emlyn HUGHES						153			
130	Jeff SHAW		142	140	144					
131	Ivan LINTIN			148	129					
132	Graham WILSON								138	139
133	Carl SALVAGE	146								
136	Kevin STROWGER			124	137				121	
139	Bryan HARDING	129		137		130				
142	Mark YOUNG				146	146				
143	Stephen McILVENNA		142	148				142		
145	Lee HILL	135		136	137					

KENNEDY International NORTH WEST 200

250cc / 125cc


Combined Qualifying 250cc

Thursday, 14 May 2009



Pos	Class	No	Name	-----Best Time / Qual Laps-----			Overall Best Time / Speed / Total Qual Laps	
				Session A		Session B		
Qualifying Classification								
1	250	5	Christian ELKIN	5:02.594	3	4:56.654	4	4:56.654 108.806 7
2	250	3	Michael DUNLOP	5:02.713	2	5:12.005	1	5:02.713 106.628 3
3	250	20	Denver ROBB	-----		5:04.504	6	5:04.504 106.001 6
4	250	2	John McGUINNESS	5:05.326	5	5:04.860	4	5:04.860 105.877 9
5	250	10	Mark LUNNEY	5:05.373	4	34:41.504	0	5:05.373 105.699 4
6	250	27	Phil HARVEY	5:07.923	3	5:05.418	3	5:05.418 105.683 6
7	250	26	David CRAIG	5:06.873	4	5:25.111	1	5:06.873 105.182 5
8	250	1	Darren BURNS	5:06.977	4	5:15.397	2	5:06.977 105.147 6
9	250	7	Davy MORGAN	5:08.323	5	5:10.145	3	5:08.323 104.688 8
10	250	16	Barry DAVIDSON	5:08.414	3	5:16.475	2	5:08.414 104.657 5
11	250	22	Andrew NEILL	5:09.099	4	51:09.880	0	5:09.099 104.425 4
12	250	8	Paul ROBINSON	6:19.317	0	5:09.223	3	5:09.223 104.383 3
13	250	29	Emlyn HUGHES	5:10.673	6	5:09.635	2	5:09.635 104.244 8
14	250	17	Bruce DUNN	5:09.761	6	6:34.134	0	5:09.761 104.202 6
15	250	24	Derek McLAUGHLIN	5:16.361	5	5:11.392	3	5:11.392 103.656 8
16	250	6	Olie LINSDELL	5:12.956	3	5:11.659	2	5:11.659 103.567 5
17	250	19	Paul OWEN	5:11.832	6	5:11.838	3	5:11.832 103.510 9
18	250	15	Ian MORRELL	5:20.638	3	5:13.000	4	5:13.000 103.123 7
19	250	43	Stephen McILVENNA	5:31.388	1	5:14.740	5	5:14.740 102.553 6
20	250	42	Mark YOUNG	5:19.343	2	5:15.696	4	5:15.696 102.243 6
21	250	13	David MATEER	7:47.191	0	5:15.784	3	5:15.784 102.214 3
22	250	18	Lee VERNON	5:16.903	4	5:23.155	2	5:16.903 101.853 6
23	250	31	Ivan LINTIN	-----		5:19.479	3	5:19.479 101.032 3
24	250	37	Brian SPOONER	5:21.601	7	5:23.446	4	5:21.601 100.365 11
25	250	14	Sam DUNLOP	5:24.718	1	5:22.507	2	5:22.507 100.083 3
26	250	23	David GUINEY	-----		5:24.508	2	5:24.508 99.466 2
27	250	45	Lee HILL	5:48.059	2	5:24.980	3	5:24.980 99.322 5
28	250	38	Paul SHOESMITH	5:25.010	7	-----		5:25.010 99.313 7
29	250	32	Graham WILSON	5:26.026	1	5:34.229	2	5:26.026 99.003 3
30	250	36	Kevin STROWGER	5:32.274	6	5:56.023	1	5:32.274 97.142 7
31	250	30	Jeff SHAW	5:46.895	2	5:37.848	2	5:37.848 95.539 4
32	250	34	Tony FLINTON	5:41.041	3	34:50.468	0	5:41.041 94.644 3
33	250	11	Peter WAKEFIELD	5:45.154	2	5:41.422	2	5:41.422 94.539 4
34	250	39	Bryan HARDING	5:44.666	5	5:50.906	3	5:44.666 93.649 8
Non Qualifiers								
	250	4	William DUNLOP	5:25.159	1	-----		1
	250	33	Carl SALVAGE	-----		6:28.169	0	0
	250	9	Chris PALMER	32:03.970	0	-----		0

These Results are provisional and are subject to ratification by the Stewards of the Meeting.

Track	The Triangle	Signed	Organising Club	Coleraine & District Motor Club
Length(miles)	8.9660 Lap 1 (8.8260)			
Weather		Chief Timekeeper		
Track		Issued At:		

