



**TUESDAY 12<sup>th</sup> – SATURDAY 16<sup>th</sup> MAY 2009**

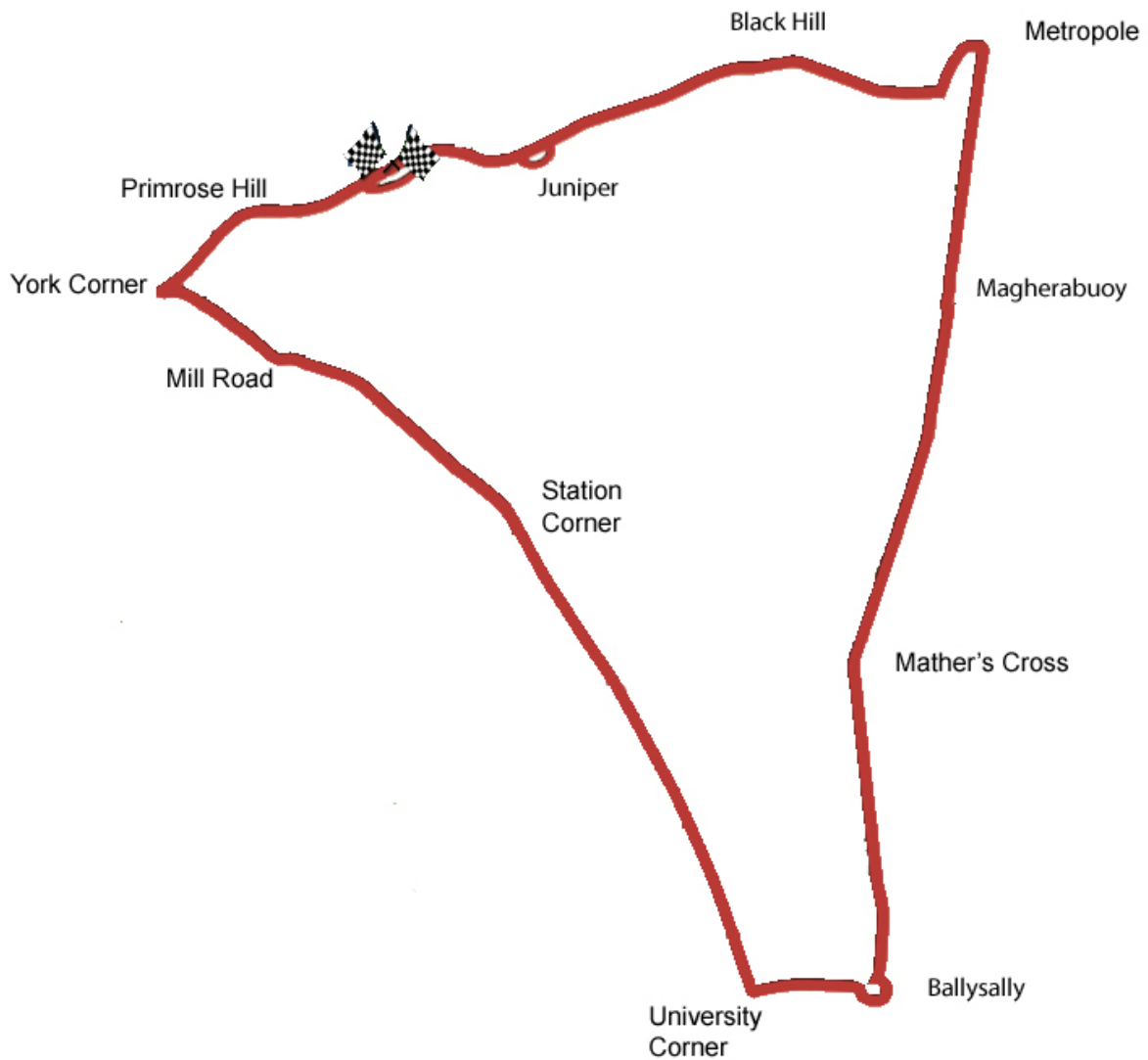
**promoted by  
Coleraine & District Motor Club**



**SUPERBIKE RACE**



# The Triangle Circuit 8.966 miles



## LAP RECORDS

Class	Rider	Machine	m	s	mph	Year
125cc	Robert Dunlop	Honda	5	12.909	103.153	2006
250cc	Callum Ramsay	Honda	4	43.35	113.914	1998
Supersport	Steve Plater	Yamaha	4	30.792	119.197	2008
Superstock	Guy Martin	Honda	4	24.682	121.949	2008
Superbike	Steve Plater	Honda	4	20.074	124.109	2006

# KENNEDY International NORTH WEST 200

## SUPERBIKE / SUPERSTOCK

### Qualifying Session One


Tuesday, 12 May 2009



**Superbike** Qualifying Time **5:15.789** Qualifying Speed **102.213**

Pos	Class	No	Name	Machine / Sponsor	Time	Best Lap Behind	Speed	On	Total Laps	Qualifying Laps
<b>Qualifying Classification</b>										
1	SBK	5	Bruce ANSTEY	Suzuki - Relentless Suzuki by TAS Racing	4:25.371		121.632	6	6	5
2	SBK	2	John McGUINNESS	Honda - HM Plant Honda	4:26.771	1.400	120.994	8	9	8
3	SBK	9	Alastair SEELEY	Suzuki - Relentless Suzuki by TAS Racing	4:28.754	3.383	120.101	7	8	7
4	SBK	8	Keith AMOR	Honda - Wilson Craig Racing	4:29.214	3.843	119.896	7	7	6
5	SBK	1	Steve PLATER	Honda - HM Plant Honda	4:30.145	4.774	119.483	6	7	5
6	SBK	6	Cameron DONALD	Suzuki - Relentless Suzuki by TAS Racing	4:30.269	4.898	119.428	6	6	5
7	SBK	200	Michael RUTTER	Yamaha - North West 200 Yamaha	4:31.110	5.739	119.057	6	6	4
8	SBK	7	Ryan FARQUHAR	Kawasaki - Kenny Harker Racing	4:31.348	5.977	118.953	5	8	7
9	SBK	49	Conor CUMMINS	Kawasaki - McAdoo Kawasaki Racing	4:31.621	6.250	118.833	4	5	5
10	SBK	3	Ian LOUGHER	Yamaha - AIM Racing	4:32.008	6.637	118.664	3	5	5
11	SBK	61	John WALSH	Yamaha - Cafe Mokambo Ireland	4:32.304	6.933	118.535	8	8	6
12	SBK	17	Guy MARTIN	Honda - Hydrex Honda	4:32.939	7.568	118.259	6	7	5
13	SBK	13	Adrian ARCHIBALD	Suzuki - AMA Racing	4:33.605	8.234	117.972	2	2	2
14	SBK	4	Ian HUTCHINSON	Honda - Padgetts of Batley	4:35.153	9.782	117.308	6	7	5
15	SBK	14	Denver ROBB	Suzuki - Mar-Train Racing	4:35.239	9.868	117.271	7	7	5
16	SBK	33	Olie LINSDELL	Yamaha - Team Flitwick Yamaha	4:35.932	10.561	116.977	7	7	5
17	SBK	18	Les SHAND	Yamaha - Leeds Parcel Company	4:38.153	12.782	116.043	8	8	5
18	SBK	16	John BURROWS	Suzuki - Burrows Engineering	4:40.054	14.683	115.255	4	7	6
19	SBK	69	Gary JOHNSON	Honda - Robinson Concrete/Uel Duncan	4:40.638	15.267	115.015	4	5	4
20	SBK	20	James McBRIDE	Yamaha - Pazzo Racing	4:41.219	15.848	114.777	6	7	6
21	SBK	15	Stephen THOMPSON	Honda - Sloan Developments	4:41.863	16.492	114.515	3	5	3
22	SBK	71	Davy MORGAN	Yamaha - CSC Branson Racing	4:42.304	16.933	114.336	3	4	3
23	SBK	10	Mats NILSSON	Yamaha - Blackhorse Motorcycle Finance	4:43.450	18.079	113.874	6	7	5
24	SBK	30	Ian MACKMAN	Suzuki - PRF Racing	4:43.493	18.122	113.857	8	8	6
25	SBK	60	Robert BARBER	Suzuki	4:44.403	19.032	113.492	8	8	6
26	SBK	47	Derek BRIEN	Kawasaki	4:44.536	19.165	113.439	4	7	5
27	SBK	56	Steve HENEGHAN	Honda - Quattro Plant Ltd.	4:46.436	21.065	112.687	7	8	6
28	SBK	31	Damien MULLEADY	Yamaha - Mulleady Group	4:46.750	21.379	112.564	7	7	3
29	SBK	23	Andrew BRADY	Yamaha - T & M	4:47.117	21.746	112.420	3	5	3
30	SBK	35	Gavin HUNT	Yamaha - Tile Tec	4:47.771	22.400	112.164	6	7	4
31	SBK	68	Carl RENNIE	Suzuki - W A Corless / Jackson Racing	4:48.541	23.170	111.865	5	6	4
32	SBK	34	Dwyer AGNEW	Suzuki	4:49.882	24.511	111.347	3	4	3
33	SBK	74	Russell MOUNTFORD	Yamaha - Northpoint on the Roads	4:50.075	24.704	111.273	7	7	5
34	SBK	54	David HEWSON	Kawasaki - The Other Bike Shop	4:50.163	24.792	111.240	7	7	5
35	SBK	39	James REDPATH	Suzuki - Raymond Lilley Electrical	4:50.848	25.477	110.978	3	6	4
36	SBK	43	Brian McCORMACK	Honda - JTEC Motorsport	4:51.203	25.832	110.842	5	8	5
37	SBK	22	Marc FISSETTE	Yamaha - Macau Racing Team	4:52.605	27.234	110.311	7	8	7
38	SBK	48	John TATTERSALL	Honda - Billy Taylor/Natl Wheel Clamping	4:52.615	27.244	110.307	6	6	4
39	SBK	42	Michael NIBLETT	Honda - Kestral Honda/KS Performance	4:53.236	27.865	110.074	6	6	4
40	SBK	28	Mark PARRETT	Yamaha - Ripley Land	4:53.703	28.332	109.899	4	5	4
41	SBK	58	Adrian CLARK	Kawasaki - Mitchells Motorcycles	4:54.168	28.797	109.725	2	6	4
42	SBK	29	Ryan McCAY	Suzuki - PRF Racing	4:55.152	29.781	109.359	6	6	3
43	SBK	50	Kevin STROWGER	Suzuki - Mistral Racing Ltd.	4:55.888	30.517	109.087	7	8	7
44	SBK	44	Dave WOOLAMS	Suzuki - Woollys Auto	4:55.904	30.533	109.081	6	7	6
45	SBK	27	James McCANN	Suzuki 750 - Highway Barrier Solutions	4:56.125	30.754	109.000	6	7	4
46	SBK	32	Paul CRANSTON	Honda - P & J Fuel Haulage	4:56.438	31.067	108.885	5	6	4
47	SBK	46	Mark McPHEE	Suzuki	4:56.552	31.181	108.843	3	5	2
48	SBK	19	James McCULLAGH	Suzuki - A & J Groundworks	4:57.208	31.837	108.603	6	7	4
49	SBK	41	Donald MacFADYEN	YPE Yamaha - Capital Fire & Security Alarms	4:57.522	32.151	108.488	6	7	5
50	SBK	64	Tony CZYZEWSKI	Suzuki - Suresafe Racing	4:57.609	32.238	108.456	7	7	4
51	SBK	12	Jimmy MOORE	Yamaha - JMF Millsport Racing	4:58.080	32.709	108.285	7	7	6

These Results are provisional and are subject to ratification by the Stewards of the Meeting.

Track	<b>The Triangle</b>	Signed	Organising Club	<b>Coleraine &amp; District Motor Club</b>
Length(miles)	<b>8.9660</b> <b>Lap 1 (8.8260)</b>	 Chief Timekeeper	Qualifying Started	<b>19:41:00.000</b>
Weather	<b>Sunny</b>		Issued At:	<b>15:41:28</b>
Track	<b>Dry</b>			



# KENNEDY International NORTH WEST 200

## SUPERBIKE / SUPERSTOCK

### Qualifying Session One

Tuesday, 12 May 2009



### Superbike

Qualifying Time


5:15.789

Qualifying Speed

102.213

Pos	Class	No	Name	Machine / Sponsor	Time	Best Lap Time	Speed	On	Total Laps	Qualifying Laps
<b>Qualifying Classification</b>										
52	SBK	52	Paul SHOESMITH	Yamaha - Speedfreak Ice Valley Racing	4:59.765	34.394	107.676	7	7	4
53	SBK	45	Bruce BIRNIE	Suzuki	5:00.281	34.910	107.491	5	6	5
54	SBK	57	Scott WATTERSON	Yamaha	5:00.329	34.958	107.474	7	7	4
55	SBK	79	David PAREDES	Yamaha - Argentina Team	5:00.618	35.247	107.371	6	8	6
56	SBK	26	Amaury BARATIN	Suzuki - Halfen Team of Paris	5:01.350	35.979	107.110	6	7	5
57	SBK	37	Graham ENGLISH	Yamaha	5:01.448	36.077	107.075	5	6	4
58	SBK	51	Ian WHITLOW	Honda	5:04.379	39.008	106.044	2	6	4
59	SBK	38	Eric WILSON	Yamaha	5:04.426	39.055	106.028	7	7	5
60	SBK	55	John HILDRETH	Suzuki	5:06.514	41.143	105.305	6	7	5
61	SBK	21	Fabrice MIGUET	Suzuki	5:07.493	42.122	104.970	4	5	2
62	SBK	25	Emmanuel CHERON	Kawasaki - Halfen Team of Paris	5:11.113	45.742	103.749	7	8	7
<b>Non Qualifiers</b>										
SBK	62	Alan O DWYER	Yamaha - Diamond Edge Racing	5:12.583	47.212	103.261	7	8	1	
SBK	78	John COLLING	Suzuki - Fifers Cabs Coleraine	5:15.214	49.843	102.399	3	5	1	
SBK	36	Toni RECHBERGER	Suzuki - MSC Rotten Egg	7:25.944	3:00.573	72.380	1	1	0	

These Results are provisional and are subject to ratification by the Stewards of the Meeting.

Track	<b>The Triangle</b>	Signed		Organising Club	<b>Coleraine &amp; District Motor Club</b>
Length(miles)	<b>8.9660</b> Lap 1 (8.8260)	Chief Timekeeper		Qualifying Started	<b>19:41:00.000</b>
Weather	<b>Sunny</b>	Issued At:	15:41:28		
Track	<b>Dry</b>				



MCUI  
Ulster Centre  
Timing  
www.mcui-uc.org.uk



Powered by  
**e-Laps II**  
© 2008  
Walter Marks



# KENNEDY International NORTH WEST 200

## SUPERBIKE / SUPERSTOCK

### Qualifying Session One

Tuesday, 12 May 2009

## DETAILED RESULT

Superbike

### Qualifying Classification

Position

#### **1** 5 Bruce ANSTEY

SBK Behind

Best Time **4:25.371** Best Speed **121.632** On **6** Gp **a**

Lap	Elapsed Time	Lap Time	Lap Speed
1	4:59.161	4:59.161	106.209
2	9:34.715	4:35.554	117.137
3	14:08.583	4:33.868	117.858
4	18:52.166	4:43.583	113.821
5	36:33.710	17:41.544	30.406
6	40:59.081	4:25.371	121.632

#### **2** 2 John McGUINNESS

SBK Behind **1.400**

Best Time **4:26.771** Best Speed **120.994** On **8** Gp **a**

Lap	Elapsed Time	Lap Time	Lap Speed
1	4:35.335	4:35.335	115.400
2	9:06.127	4:30.792	119.197
3	13:37.777	4:31.650	118.821
4	18:06.247	4:28.470	120.228
5	22:45.774	4:39.527	115.472
6	27:31.874	4:46.100	112.819
7	35:05.778	7:33.904	71.111
8	39:32.549	4:26.771	120.994
9	44:07.111	4:34.562	117.560

#### **4** 8 Keith AMOR

SBK Behind **3.843**

Best Time **4:29.214** Best Speed **119.896** On **7** Gp **a**

Lap	Elapsed Time	Lap Time	Lap Speed
1	4:54.545	4:54.545	107.873
2	9:28.738	4:34.193	117.719
3	13:59.617	4:30.879	119.159
4	18:30.677	4:31.060	119.079
5	23:09.886	4:39.209	115.604
6	39:01.714	15:51.828	33.911
7	43:30.928	4:29.214	119.896

#### **5** 1 Steve PLATER

SBK Behind **4.774**

Best Time **4:30.145** Best Speed **119.483** On **6** Gp **a**

Lap	Elapsed Time	Lap Time	Lap Speed
1	4:40.801	4:40.801	113.153
2	12:32.942	7:52.141	68.364
3	17:14.855	4:41.913	114.495
4	21:47.267	4:32.412	118.488
5	26:17.491	4:30.224	119.448
6	30:47.636	4:30.145	119.483
7	40:45.058	9:57.422	54.028

Superbike

### Qualifying Classification

Position

#### **6** 6 Cameron DONALD

SBK Behind **4.898**

Best Time **4:30.269** Best Speed **119.428** On **6** Gp **a**

Lap	Elapsed Time	Lap Time	Lap Speed
1	4:53.699	4:53.699	108.184
2	9:45.896	4:52.197	110.465
3	28:06.558	18:20.662	29.326
4	32:41.460	4:34.902	117.415
5	37:15.887	4:34.427	117.618
6	41:46.156	4:30.269	119.428

#### **7** 200 Michael RUTTER

SBK Behind **5.739**

Best Time **4:31.110** Best Speed **119.057** On **6** Gp **a**

Lap	Elapsed Time	Lap Time	Lap Speed
1	4:39.933	4:39.933	113.504
2	9:19.720	4:39.787	115.365
3	24:53.677	15:33.957	34.560
4	29:30.060	4:36.383	116.786
5	38:46.510	9:16.450	58.006
6	43:17.620	4:31.110	119.057

#### **9** 49 Conor CUMMINS

SBK Behind **6.250**

Best Time **4:31.621** Best Speed **118.833** On **4** Gp **a**

Lap	Elapsed Time	Lap Time	Lap Speed
1	5:01.451	5:01.451	105.402
2	9:40.255	4:38.804	115.772
3	14:13.757	4:33.502	118.016
4	18:45.378	4:31.621	118.833
5	23:23.807	4:38.429	115.928

#### **10** 3 Ian LOUGHER

SBK Behind **6.637**

Best Time **4:32.008** Best Speed **118.664** On **3** Gp **a**

Lap	Elapsed Time	Lap Time	Lap Speed
1	4:40.259	4:40.259	113.372
2	9:13.377	4:33.118	118.182
3	13:45.385	4:32.008	118.664
4	18:18.310	4:32.925	118.265
5	22:55.232	4:36.922	116.558



# KENNEDY International NORTH WEST 200

## SUPERBIKE / SUPERSTOCK

### Qualifying Session One

Tuesday, 12 May 2009

## DETAILED RESULT

Superbike

### Qualifying Classification

Position

**12** 17 Guy MARTIN

SBK Behind 7.568

Best Time 4:32.939 Best Speed 118.259 On 6 Gp a

Lap	Elapsed Time	Lap Time	Lap Speed
1	5:20.737	5:20.737	99.064
2	9:57.081	4:36.344	116.802
3	14:32.033	4:34.952	117.394
4	19:09.963	4:37.930	116.136
5	29:51.250	10:41.287	50.333
6	34:24.189	4:32.939	118.259
7	39:00.138	4:35.949	116.969

**13** 13 Adrian ARCHIBALD

SBK Behind 8.234

Best Time 4:33.605 Best Speed 117.972 On 2 Gp a

Lap	Elapsed Time	Lap Time	Lap Speed
1	5:07.536	5:07.536	103.317
2	9:41.141	4:33.605	117.972

**14** 4 Ian HUTCHINSON

SBK Behind 9.782

Best Time 4:35.153 Best Speed 117.308 On 6 Gp a

Lap	Elapsed Time	Lap Time	Lap Speed
1	4:58.462	4:58.462	106.458
2	12:17.294	7:18.832	73.553
3	17:00.821	4:43.527	113.843
4	21:42.635	4:41.814	114.535
5	32:47.047	11:04.412	48.581
6	37:22.200	4:35.153	117.308
7	42:00.649	4:38.449	115.919

**15** 14 Denver ROBB

SBK Behind 9.868

Best Time 4:35.239 Best Speed 117.271 On 7 Gp a

Lap	Elapsed Time	Lap Time	Lap Speed
1	5:29.830	5:29.830	96.333
2	10:16.764	4:46.934	112.491
3	14:54.302	4:37.538	116.300
4	19:41.839	4:47.537	112.255
5	31:27.141	11:45.302	45.764
6	36:13.018	4:45.877	112.907
7	40:48.257	4:35.239	117.271

Superbike

### Qualifying Classification

Position

**16** 33 Olie LINSDELL

SBK Behind 10.561

Best Time 4:35.932 Best Speed 116.977 On 7 Gp a

Lap	Elapsed Time	Lap Time	Lap Speed
1	6:08.494	6:08.494	86.226
2	10:55.407	4:46.913	112.500
3	15:43.574	4:48.167	112.010
4	26:03.179	10:19.605	52.094
5	30:41.346	4:38.167	116.037
6	35:19.090	4:37.744	116.213
7	39:55.022	4:35.932	116.977

**18** 16 John BURROWS

SBK Behind 14.683

Best Time 4:40.054 Best Speed 115.255 On 4 Gp a

Lap	Elapsed Time	Lap Time	Lap Speed
1	5:06.037	5:06.037	103.823
2	9:50.161	4:44.124	113.604
3	14:33.174	4:43.013	114.050
4	19:13.228	4:40.054	115.255
5	23:59.555	4:46.327	112.730
6	39:21.782	15:22.227	35.000
7	44:07.971	4:46.189	112.784

**19** 69 Gary JOHNSON

SBK Behind 15.267

Best Time 4:40.638 Best Speed 115.015 On 4 Gp a

Lap	Elapsed Time	Lap Time	Lap Speed
1	5:00.059	5:00.059	105.891
2	28:08.552	23:08.493	23.246
3	33:09.666	5:01.114	107.194
4	37:50.304	4:40.638	115.015
5	42:32.791	4:42.487	114.262

**21** 15 Stephen THOMPSON

SBK Behind 16.492

Best Time 4:41.863 Best Speed 114.515 On 3 Gp a

Lap	Elapsed Time	Lap Time	Lap Speed
1	5:25.200	5:25.200	97.705
2	10:08.477	4:43.277	113.944
3	14:50.340	4:41.863	114.515
4	19:45.778	4:55.438	109.253
5	30:46.595	11:00.817	48.845



# KENNEDY International NORTH WEST 200

## SUPERBIKE / SUPERSTOCK

### Qualifying Session One

Tuesday, 12 May 2009

## DETAILED RESULT

Superbike

### Qualifying Classification

Position

#### **22** 71 Davy MORGAN

SBK Behind 16.933

Best Time 4:42.304 Best Speed 114.336 On 3 Gp a

Lap	Elapsed Time	Lap Time	Lap Speed
1	6:11.840	6:11.840	85.450
2	10:59.574	4:47.734	112.179
3	15:41.878	4:42.304	114.336
4	20:41.006	4:59.128	107.906

#### **23** 10 Mats NILSSON

SBK Behind 18.079

Best Time 4:43.450 Best Speed 113.874 On 6 Gp a

Lap	Elapsed Time	Lap Time	Lap Speed
1	5:27.681	5:27.681	96.965
2	10:41.529	5:13.848	102.845
3	22:56.681	12:15.152	43.906
4	27:47.855	4:51.174	110.853
5	32:36.296	4:48.441	111.904
6	37:19.746	4:43.450	113.874
7	42:05.342	4:45.596	113.018

#### **28** 31 Damien MULLEADY

SBK Behind 21.379

Best Time 4:46.750 Best Speed 112.564 On 7 Gp a

Lap	Elapsed Time	Lap Time	Lap Speed
1	7:25.738	7:25.738	71.283
2	15:40.520	8:14.782	65.236
3	21:17.606	5:37.086	95.755
4	28:56.227	7:38.621	70.380
5	33:47.464	4:51.237	110.829
6	38:40.321	4:52.857	110.216
7	43:27.071	4:46.750	112.564

#### **30** 35 Gavin HUNT

SBK Behind 22.400

Best Time 4:47.771 Best Speed 112.164 On 6 Gp a

Lap	Elapsed Time	Lap Time	Lap Speed
1	8:01.396	8:01.396	66.003
2	12:58.713	4:57.317	108.563
3	18:40.360	5:41.647	94.476
4	25:49.590	7:09.230	75.199
5	30:43.138	4:53.548	109.957
6	35:30.909	4:47.771	112.164
7	40:24.378	4:53.469	109.986

Superbike

### Qualifying Classification

Position

#### **32** 34 Dwyer AGNEW

SBK Behind 24.511

Best Time 4:49.882 Best Speed 111.347 On 3 Gp a

Lap	Elapsed Time	Lap Time	Lap Speed
1	7:00.762	7:00.762	75.514
2	11:51.916	4:51.154	110.861
3	16:41.798	4:49.882	111.347
4	21:37.214	4:55.416	109.262

#### **35** 39 James REDPATH

SBK Behind 25.477

Best Time 4:50.848 Best Speed 110.978 On 3 Gp a

Lap	Elapsed Time	Lap Time	Lap Speed
1	6:02.943	6:02.943	87.544
2	10:55.023	4:52.080	110.509
3	15:45.871	4:50.848	110.978
4	23:31.141	7:45.270	69.374
5	28:27.175	4:56.034	109.033
6	33:20.832	4:53.657	109.916

#### **36** 43 Brian McCORMACK

SBK Behind 25.832

Best Time 4:51.203 Best Speed 110.842 On 5 Gp a

Lap	Elapsed Time	Lap Time	Lap Speed
1	6:35.822	6:35.822	80.272
2	11:33.011	4:57.189	108.610
3	16:37.328	5:04.317	106.066
4	21:31.099	4:53.771	109.873
5	26:22.302	4:51.203	110.842
6	31:16.143	4:53.841	109.847
7	39:03.828	7:47.685	69.016
8	44:43.614	5:39.786	94.994

#### **38** 48 John TATTERSALL

SBK Behind 27.244

Best Time 4:52.615 Best Speed 110.307 On 6 Gp a

Lap	Elapsed Time	Lap Time	Lap Speed
1	7:20.418	7:20.418	72.144
2	12:31.399	5:10.981	103.793
3	17:33.926	5:02.527	106.693
4	22:35.378	5:01.452	107.074
5	39:34.066	16:58.688	31.685
6	44:26.681	4:52.615	110.307



# KENNEDY International NORTH WEST 200

## SUPERBIKE / SUPERSTOCK

### Qualifying Session One

Tuesday, 12 May 2009

## DETAILED RESULT

Superbike

### Qualifying Classification

Position

**40** 28 Mark PARRETT

SBK Behind 28.332

Best Time 4:53.703 Best Speed 109.899 On 4 Gp a

Lap	Elapsed Time	Lap Time	Lap Speed
1	6:00.460	6:00.460	88.147
2	10:59.400	4:58.940	107.974
3	15:54.995	4:55.595	109.195
4	20:48.698	4:53.703	109.899
5	25:44.069	4:55.371	109.278

**45** 27 James McCANN

SBK Behind 30.754

Best Time 4:56.125 Best Speed 109.000 On 6 Gp a

Lap	Elapsed Time	Lap Time	Lap Speed
1	6:28.703	6:28.703	81.743
2	13:32.880	7:04.177	76.095
3	23:05.084	9:32.204	56.409
4	28:07.600	5:02.516	106.697
5	33:08.249	5:00.649	107.360
6	38:04.374	4:56.125	109.000
7	43:02.067	4:57.693	108.426

**48** 19 James McCULLAGH

SBK Behind 31.837

Best Time 4:57.208 Best Speed 108.603 On 6 Gp a

Lap	Elapsed Time	Lap Time	Lap Speed
1	6:00.078	6:00.078	88.241
2	12:44.905	6:44.827	79.732
3	17:47.361	5:02.456	106.718
4	22:45.501	4:58.140	108.263
5	27:47.427	5:01.926	106.906
6	32:44.635	4:57.208	108.603
7	39:49.607	7:04.972	75.952

**58** 51 Ian WHITLOW

SBK Behind 39.008

Best Time 5:04.379 Best Speed 106.044 On 2 Gp a

Lap	Elapsed Time	Lap Time	Lap Speed
1	6:47.221	6:47.221	78.025
2	11:51.600	5:04.379	106.044
3	16:57.557	5:05.957	105.497
4	22:08.186	5:10.629	103.910
5	27:12.735	5:04.549	105.985
6	41:27.635	14:14.900	37.756

Superbike

### Qualifying Classification

Position

**59** 38 Eric WILSON

SBK Behind 39.055

Best Time 5:04.426 Best Speed 106.028 On 7 Gp a

Lap	Elapsed Time	Lap Time	Lap Speed
1	7:11.277	7:11.277	73.673
2	12:29.647	5:18.370	101.384
3	17:41.105	5:11.458	103.634
4	22:49.772	5:08.667	104.571
5	27:54.604	5:04.832	105.887
6	32:59.068	5:04.464	106.015
7	38:03.494	5:04.426	106.028

### Non Qualifiers

Position

**62 Alan O DWYER**

SBK Behind 47.212

Best Time 5:12.583 Best Speed 103.261 On 7 Gp a

Lap	Elapsed Time	Lap Time	Lap Speed
1	6:38.346	6:38.346	79.764
2	12:05.037	5:26.691	98.802
3	17:25.836	5:20.799	100.616
4	22:44.061	5:18.225	101.430
5	28:00.211	5:16.150	102.096
6	33:16.900	5:16.689	101.922
7	38:29.483	5:12.583	103.261
8	43:50.176	5:20.693	100.650

**78 John COLLING**

SBK Behind 49.843

Best Time 5:15.214 Best Speed 102.399 On 3 Gp a

Lap	Elapsed Time	Lap Time	Lap Speed
1	7:17.051	7:17.051	72.700
2	12:34.313	5:17.262	101.738
3	17:49.527	5:15.214	102.399
4	23:06.899	5:17.372	101.703
5	28:50.134	5:43.235	94.039

Speed TrapSuperbikes / Superstock Session '1'*Superbikes*

No.	Name	Lap 1	Lap 2	Lap 3	Lap 4	Lap 5	Lap 6	Lap 7	Lap 8	Lap 9
1	Steve PLATER				186	188	189			189
2	John McGUINNESS	185	185	188	186	190		188	190	189
3	Ian LOUGHER			187	179	190	179		179	
4	Ian HUTCHINSON	182	189				172		186	181
5	Bruce ANSTEY			185				190		187
6	Cameron DONALD		185				183		179	186
8	Keith AMOR				186					
10	Mats NILSSON		173		179	178				
14	Denver ROBB			190	188		186			190
15	Stephen THOMPSON	188	173	176						
16	John BURROWS			178	165	174			183	175
17	Guy MARTIN		191	191	191			190	191	
19	James McCULLAGH		181	178	173					
27	James McCANN		175	163	178	166				167
28	Mark PARRETT					177				
31	Damien MULLEADY						166			163
33	Olie LINSDELL	183				190	189	191	192	
34	Dwyer AGNEW			173	173					
35	Gavin HUNT			182		180				
38	Eric WILSON				171		172			
39	James REDPATH		160			174	170		174	
43	Brian McCORMACK				176	177	177		180	
48	John TATTERSALL	168			176					178
51	Ian WHITLOW				169					
57	Scott WATTERSON				180					161
69	Gary JOHNSON						190			
71	Davy MORGAN			174			171			
78	John COLLING		166		164					
200	Michael RUTTER						185			

# KENNEDY International NORTH WEST 200

## SUPERBIKE / SUPERSTOCK

### Qualifying Session Two

Thursday, 14 May 2009



### Superbike

Qualifying Time


5:26.750

Qualifying Speed

98.784

Pos	Class	No	Name	Machine / Sponsor	Time	Best Lap Behind	Speed	On	Total Laps	Qualifying Laps
Qualifying Classification										
1	SBK	17	Guy MARTIN	Honda - Hydrex Honda	4:36.054		116.925	4	4	3
2	SBK	4	Ian HUTCHINSON	Honda - Padgetts of Batley	4:36.284	0.230	116.828	5	5	4
3	SBK	14	Denver ROBB	Suzuki - Mar-Train Racing	4:37.716	1.662	116.225	2	3	2
4	SBK	47	Derek BRIEN	Kawasaki	4:38.349	2.295	115.961	5	6	5
5	SBK	18	Les SHAND	Yamaha - Leeds Parcel Company	4:38.527	2.473	115.887	4	5	4
6	SBK	200	Michael RUTTER	Yamaha - North West 200 Yamaha	4:39.495	3.441	115.485	2	5	2
7	SBK	22	Marc FISSETTE	Yamaha - Macau Racing Team	4:41.400	5.346	114.704	6	7	6
8	SBK	68	Carl RENNIE	Suzuki - W A Corless / Jackson Racing	4:41.707	5.653	114.579	4	6	3
9	SBK	7	Ryan FARQUHAR	Kawasaki - Kenny Harker Racing	4:42.576	6.522	114.226	3	4	2
10	SBK	49	Conor CUMMINS	Kawasaki - McAdoo Kawasaki Racing	4:42.819	6.765	114.128	3	6	3
11	SBK	58	Adrian CLARK	Kawasaki - Mitchells Motorcycles	4:43.008	6.954	114.052	7	8	7
12	SBK	20	James McBRIDE	Yamaha - Pazzo Racing	4:43.237	7.183	113.960	5	8	6
13	SBK	33	Olie LINSDELL	Yamaha - Team Flitwick Yamaha	4:43.985	7.931	113.660	5	6	3
14	SBK	23	Andrew BRADY	Yamaha - T & M	4:45.639	9.585	113.001	4	6	2
15	SBK	39	James REDPATH	Suzuki - Raymond Lilley Electrical	4:45.951	9.897	112.878	5	5	3
16	SBK	60	Robert BARBER	Suzuki	4:46.469	10.415	112.674	5	8	5
17	SBK	6	Cameron DONALD	Suzuki - Relentless Suzuki by TAS Racing	4:47.355	11.301	112.327	4	4	3
18	SBK	9	Alastair SEELEY	Suzuki - Relentless Suzuki by TAS Racing	4:47.485	11.431	112.276	3	6	3
19	SBK	1	Steve PLATER	Honda - HM Plant Honda	4:47.685	11.631	112.198	2	6	3
20	SBK	5	Bruce ANSTEY	Suzuki - Relentless Suzuki by TAS Racing	4:48.360	12.306	111.935	2	4	3
21	SBK	3	Ian LOUGHER	Yamaha - AIM Racing	4:48.710	12.656	111.799	4	4	3
22	SBK	31	Damien MULLEADY	Yamaha - Mulleady Group	4:48.890	12.836	111.730	2	6	3
23	SBK	2	John McGUINNESS	Honda - HM Plant Honda	4:49.797	13.743	111.380	1	6	4
24	SBK	34	Dwyer AGNEW	Suzuki	4:50.482	14.428	111.117	3	5	3
25	SBK	66	Mark BUCKLEY	Yamaha - OTSS Yamaha	4:50.684	14.630	111.040	3	8	4
26	SBK	41	Donald MacFADYEN	YPE Yamaha - Capital Fire & Security Alarms	4:50.695	14.641	111.036	4	6	4
27	SBK	35	Gavin HUNT	Yamaha - Tile Tec	4:51.403	15.349	110.766	3	6	3
28	SBK	74	Russell MOUNTFORD	Yamaha - Northpoint on the Roads	4:51.712	15.658	110.649	3	7	4
29	SBK	32	Paul CRANSTON	Honda - P & J Fuel Haulage	4:54.338	18.284	109.662	6	9	7
30	SBK	61	John WALSH	Yamaha - Cafe Mokambo Ireland	4:54.352	18.298	109.656	3	6	3
31	SBK	27	James McCANN	Suzuki 750 - Highway Barrier Solutions	4:54.496	18.442	109.603	5	8	4
32	SBK	12	Jimmy MOORE	Yamaha - JMF Millsport Racing	4:54.808	18.754	109.487	6	8	2
33	SBK	57	Scott WATTERSON	Yamaha	4:54.853	18.799	109.470	4	5	3
34	SBK	28	Mark PARRETT	Yamaha - Ripley Land	4:55.714	19.660	109.151	5	6	3
35	SBK	56	Steve HENEGHAN	Honda - Quattro Plant Ltd.	4:55.841	19.787	109.105	4	5	3
36	SBK	19	James McCULLAGH	Suzuki - A & J Groundworks	4:56.451	20.397	108.880	5	7	4
37	SBK	79	David PAREDES	Yamaha - Argentina Team	4:57.589	21.535	108.464	4	7	5
38	SBK	52	Paul SHOESMITH	Yamaha - Speedfreak Ice Valley Racing	4:57.997	21.943	108.315	3	7	4
39	SBK	26	Amaury BARATIN	Suzuki - Halfen Team of Paris	4:58.314	22.260	108.200	3	5	3
40	SBK	44	Dave WOOLAMS	Suzuki - Woolys Auto	5:00.019	23.965	107.585	4	4	2
41	SBK	48	John TATTERSALL	Honda - Billy Taylor/Natl Wheel Clamping	5:00.986	24.932	107.240	3	5	3
42	SBK	46	Mark McPHEE	Suzuki	5:03.984	27.930	106.182	5	5	2
43	SBK	51	Ian WHITLOW	Honda	5:04.438	28.384	106.024	3	3	2
44	SBK	55	John HILDRETH	Suzuki	5:04.751	28.697	105.915	5	7	6
45	SBK	10	Mats NILSSON	Yamaha - Blackhorse Motorcycle Finance	5:05.056	29.002	105.809	4	6	3
46	SBK	38	Eric WILSON	Yamaha	5:06.956	30.902	105.154	3	7	5
47	SBK	64	Tony CZYZEWSKI	Suzuki - Suresafe Racing	5:07.107	31.053	105.102	2	4	2
48	SBK	45	Bruce BIRNIE	Suzuki	5:10.000	33.946	104.121	2	7	4
49	SBK	78	John COLLING	Suzuki - Fifers Cabs Coleraire	5:15.487	39.433	102.310	3	6	3
50	SBK	36	Toni RECHBERGER	Suzuki - MSC Rotten Egg	5:17.354	41.300	101.709	2	7	4

These Results are provisional and are subject to ratification by the Stewards of the Meeting.

Track	<b>The Triangle</b>	Signed	Organising Club	<b>Coleraire &amp; District Motor Club</b>
Length(miles)	<b>8.9660</b> <b>Lap 1 (8.8260)</b>		Qualifying Started	<b>18:51:20.000</b>
Weather	<b>Rain</b>	Chief Timekeeper		
Track	<b>Damp</b>	Issued At: 19:59:49		



# KENNEDY International NORTH WEST 200

## SUPERBIKE / SUPERSTOCK

### Qualifying Session Two

Thursday, 14 May 2009



### Superbike

Qualifying Time


5:26.750

Qualifying Speed

98.784

Pos	Class	No	Name	Machine / Sponsor	Time	Best Lap Behind	Speed	On	Total Laps	Qualifying Laps
<b>Non Qualifiers</b>										
	SBK	16	John BURROWS	Suzuki - Burrows Engineering	4:50.967	14.913	110.932	3	4	<u>1</u>
	SBK	43	Brian McCORMACK	Honda - JTEC Motorsport	4:55.573	19.519	109.203	3	4	<u>1</u>
	SBK	15	Stephen THOMPSON	Honda - Sloan Developments	5:00.656	24.602	107.357	6	6	<u>1</u>
	SBK	54	David HEWSON	Kawasaki - The Other Bike Shop	5:06.304	30.250	105.378	2	2	<u>1</u>
	SBK	42	Michael NIBLETT	Honda - Kestral Honda/KS Performance	5:19.072	43.018	101.161	2	2	<u>1</u>
	SBK	69	Gary JOHNSON	Honda - Robinson Concrete/Uel Duncan	5:29.834	53.780	97.860	1	5	<u>0</u>
	SBK	37	Graham ENGLISH	Yamaha	6:00.151	1:24.097	89.622	4	4	<u>0</u>
	SBK	30	Ian MACKMAN	Suzuki - PRF Racing	6:53.792	2:17.738	78.004	1	2	<u>0</u>
	SBK	29	Ryan McCAY	Suzuki - PRF Racing	7:06.537	2:30.483	75.674	1	1	<u>0</u>
	SBK	8	Keith AMOR	Honda - Wilson Craig Racing	9:29.419	4:53.365	56.685	1	3	<u>0</u>
	SBK	21	Fabrice MIGUET	Suzuki	39:37.556	35:01.502	13.576	1	1	<u>0</u>
	SBK	25	Emmanuel CHERON	Kawasaki - Halfen Team of Paris	39:45.712	35:09.658	13.530	1	1	<u>0</u>

These Results are provisional and are subject to ratification by the Stewards of the Meeting.

Track	<b>The Triangle</b>	Signed	 Chief Timekeeper	Organising Club	<b>Coleraine &amp; District Motor Club</b>
Length(miles)	<b>8.9660</b> Lap 1 (8.8260)	Issued At:		19:59:49	Qualifying Started
Weather	<b>Rain</b>				
Track	<b>Damp</b>				



# KENNEDY International NORTH WEST 200

## SUPERBIKE / SUPERSTOCK

### Qualifying Session Two

Thursday, 14 May 2009

## DETAILED RESULT

Superbike

### Qualifying Classification

Position

#### **1** 17 Guy MARTIN

SBK Behind

Best Time **4:36.054** Best Speed **116.925** On **4** Gp **a**

Lap	Elapsed Time	Lap Time	Lap Speed
1	14:06.979	14:06.979	37.514
2	19:11.800	5:04.821	105.890
3	23:49.632	4:37.832	116.177
4	28:25.686	4:36.054	116.925

#### **2** 4 Ian HUTCHINSON

SBK Behind **0.230**

Best Time **4:36.284** Best Speed **116.828** On **5** Gp **a**

Lap	Elapsed Time	Lap Time	Lap Speed
1	4:53.421	4:53.421	108.287
2	9:42.927	4:49.506	111.492
3	26:16.614	16:33.687	32.483
4	30:56.584	4:39.970	115.289
5	35:32.868	4:36.284	116.828

#### **3** 14 Denver ROBB

SBK Behind **1.662**

Best Time **4:37.716** Best Speed **116.225** On **2** Gp **a**

Lap	Elapsed Time	Lap Time	Lap Speed
1	26:17.231	26:17.231	20.145
2	30:54.947	4:37.716	116.225
3	35:36.203	4:41.256	114.762

#### **6** 200 Michael RUTTER

SBK Behind **3.441**

Best Time **4:39.495** Best Speed **115.485** On **2** Gp **a**

Lap	Elapsed Time	Lap Time	Lap Speed
1	20:25.491	20:25.491	25.927
2	25:04.986	4:39.495	115.485
3	37:09.269	12:04.283	44.565
4	42:10.885	5:01.616	107.016
5	53:13.205	11:02.320	48.734

Superbike

### Qualifying Classification

Position

#### **10** 49 Conor CUMMINS

SBK Behind **6.765**

Best Time **4:42.819** Best Speed **114.128** On **3** Gp **a**

Lap	Elapsed Time	Lap Time	Lap Speed
1	5:38.788	5:38.788	93.786
2	12:52.044	7:13.256	74.500
3	17:34.863	4:42.819	114.128
4	22:21.860	4:46.997	112.467
5	27:08.097	4:46.237	112.765
6	52:09.742	25:01.645	21.495

#### **13** 33 Olie LINSDELL

SBK Behind **7.931**

Best Time **4:43.985** Best Speed **113.660** On **5** Gp **a**

Lap	Elapsed Time	Lap Time	Lap Speed
1	7:18.581	7:18.581	72.446
2	14:21.174	7:02.593	76.380
3	19:11.160	4:49.986	111.307
4	23:55.353	4:44.193	113.576
5	28:39.338	4:43.985	113.660
6	35:20.506	6:41.168	80.459

#### **15** 39 James REDPATH

SBK Behind **9.897**

Best Time **4:45.951** Best Speed **112.878** On **5** Gp **a**

Lap	Elapsed Time	Lap Time	Lap Speed
1	5:40.950	5:40.950	93.191
2	10:34.783	4:53.833	109.850
3	15:26.520	4:51.737	110.639
4	32:02.637	16:36.117	32.403
5	36:48.588	4:45.951	112.878

#### **17** 6 Cameron DONALD

SBK Behind **11.301**

Best Time **4:47.355** Best Speed **112.327** On **4** Gp **a**

Lap	Elapsed Time	Lap Time	Lap Speed
1	4:52.683	4:52.683	108.560
2	9:47.019	4:54.336	109.662
3	23:29.266	13:42.247	39.255
4	28:16.621	4:47.355	112.327



# KENNEDY International NORTH WEST 200

## SUPERBIKE / SUPERSTOCK

### Qualifying Session Two

Thursday, 14 May 2009

## DETAILED RESULT

Superbike

### Qualifying Classification

Position

#### **19** 1 Steve PLATER

SBK Behind 11.631

Best Time **4:47.685** Best Speed **112.198** On **2** Gp **a**

Lap	Elapsed Time	Lap Time	Lap Speed
1	4:52.070	4:52.070	108.788
2	9:39.755	4:47.685	112.198
3	22:22.962	12:43.207	42.292
4	27:10.834	4:47.872	112.125
5	41:30.742	14:19.908	37.536
6	55:41.175	14:10.433	37.954

#### **20** 5 Bruce ANSTEY

SBK Behind 12.306

Best Time **4:48.360** Best Speed **111.935** On **2** Gp **a**

Lap	Elapsed Time	Lap Time	Lap Speed
1	4:50.377	4:50.377	109.422
2	9:38.737	4:48.360	111.935
3	34:03.724	24:24.987	22.033
4	38:54.070	4:50.346	111.169

#### **21** 3 Ian LOUGHER

SBK Behind 12.656

Best Time **4:48.710** Best Speed **111.799** On **4** Gp **a**

Lap	Elapsed Time	Lap Time	Lap Speed
1	5:02.565	5:02.565	105.014
2	9:54.289	4:51.724	110.644
3	34:16.336	24:22.047	22.077
4	39:05.046	4:48.710	111.799

#### **22** 31 Damien MULLEADY

SBK Behind 12.836

Best Time **4:48.890** Best Speed **111.730** On **2** Gp **a**

Lap	Elapsed Time	Lap Time	Lap Speed
1	5:32.989	5:32.989	95.419
2	10:21.879	4:48.890	111.730
3	15:20.940	4:59.061	107.930
4	27:43.876	12:22.936	43.446
5	32:32.783	4:48.907	111.723
6	38:33.495	6:00.712	89.483

Superbike

### Qualifying Classification

Position

#### **23** 2 John McGUINNESS

SBK Behind 13.743

Best Time **4:49.797** Best Speed **111.380** On **1** Gp **a**

Lap	Elapsed Time	Lap Time	Lap Speed
1	4:49.797	4:49.797	109.641
2	9:49.869	5:00.072	107.566
3	22:22.462	12:32.593	42.889
4	27:12.706	4:50.244	111.209
5	38:30.794	11:18.088	47.601
6	43:38.939	5:08.145	104.748

#### **24** 34 Dwyer AGNEW

SBK Behind 14.428

Best Time **4:50.482** Best Speed **111.117** On **3** Gp **a**

Lap	Elapsed Time	Lap Time	Lap Speed
1	7:02.168	7:02.168	75.263
2	11:55.517	4:53.349	110.031
3	16:45.999	4:50.482	111.117
4	21:40.798	4:54.799	109.490
5	41:27.792	19:46.994	27.193

#### **27** 35 Gavin HUNT

SBK Behind 15.349

Best Time **4:51.403** Best Speed **110.766** On **3** Gp **a**

Lap	Elapsed Time	Lap Time	Lap Speed
1	6:49.058	6:49.058	77.675
2	13:26.502	6:37.444	81.213
3	18:17.905	4:51.403	110.766
4	23:11.625	4:53.720	109.892
5	38:14.660	15:03.035	35.743
6	43:38.087	5:23.427	99.799

#### **31** 27 James McCANN

SBK Behind 18.442

Best Time **4:54.496** Best Speed **109.603** On **5** Gp **a**

Lap	Elapsed Time	Lap Time	Lap Speed
1	6:01.216	6:01.216	87.963
2	11:08.205	5:06.989	105.143
3	20:15.545	9:07.340	58.972
4	25:12.859	4:57.314	108.564
5	30:07.355	4:54.496	109.603
6	44:34.621	14:27.266	37.218
7	49:48.453	5:13.832	102.850
8	55:19.563	5:31.110	97.483

# KENNEDY International NORTH WEST 200

## SUPERBIKE / SUPERSTOCK

Qualifying Session Two

Thursday, 14 May 2009

## DETAILED RESULT

Superbike

### Qualifying Classification

Position

#### **34** 28 Mark PARRETT

SBK Behind 19.660

Best Time 4:55.714 Best Speed 109.151 On 5 Gp a

Lap	Elapsed Time	Lap Time	Lap Speed
1	7:19.920	7:19.920	72.226
2	14:27.066	7:07.146	75.566
3	19:29.736	5:02.670	106.643
4	31:21.481	11:51.745	45.350
5	36:17.195	4:55.714	109.151
6	41:22.784	5:05.589	105.624

#### **36** 19 James McCULLAGH

SBK Behind 20.397

Best Time 4:56.451 Best Speed 108.880 On 5 Gp a

Lap	Elapsed Time	Lap Time	Lap Speed
1	13:26.001	13:26.001	39.421
2	18:24.051	4:58.050	108.296
3	23:20.683	4:56.632	108.814
4	28:19.646	4:58.963	107.965
5	33:16.097	4:56.451	108.880
6	43:44.117	10:28.020	51.396
7	55:37.897	11:53.780	45.221

#### **41** 48 John TATTERSALL

SBK Behind 24.932

Best Time 5:00.986 Best Speed 107.240 On 3 Gp a

Lap	Elapsed Time	Lap Time	Lap Speed
1	7:30.699	7:30.699	70.498
2	12:41.590	5:10.891	103.823
3	17:42.576	5:00.986	107.240
4	34:36.697	16:54.121	31.828
5	39:39.394	5:02.697	106.633

#### **43** 51 Ian WHITLOW

SBK Behind 28.384

Best Time 5:04.438 Best Speed 106.024 On 3 Gp a

Lap	Elapsed Time	Lap Time	Lap Speed
1	7:52.470	7:52.470	67.250
2	13:09.986	5:17.516	101.657
3	18:14.424	5:04.438	106.024

Superbike

### Qualifying Classification

Position

#### **45** 10 Mats NILSSON

SBK Behind 29.002

Best Time 5:05.056 Best Speed 105.809 On 4 Gp a

Lap	Elapsed Time	Lap Time	Lap Speed
1	5:42.392	5:42.392	92.799
2	14:50.150	9:07.758	58.927
3	19:55.886	5:05.736	105.573
4	25:00.942	5:05.056	105.809
5	33:56.274	8:55.332	60.295
6	39:11.307	5:15.033	102.458

#### **46** 38 Eric WILSON

SBK Behind 30.902

Best Time 5:06.956 Best Speed 105.154 On 3 Gp a

Lap	Elapsed Time	Lap Time	Lap Speed
1	6:56.979	6:56.979	76.200
2	12:09.055	5:12.076	103.429
3	17:16.011	5:06.956	105.154
4	22:25.713	5:09.702	104.221
5	36:24.584	13:58.871	38.477
6	41:38.580	5:13.996	102.796
7	47:03.382	5:24.802	99.376

#### **49** 78 John COLLING

SBK Behind 39.433

Best Time 5:15.487 Best Speed 102.310 On 3 Gp a

Lap	Elapsed Time	Lap Time	Lap Speed
1	7:30.101	7:30.101	70.592
2	12:47.140	5:17.039	101.810
3	18:02.627	5:15.487	102.310
4	23:43.078	5:40.451	94.808
5	36:36.333	12:53.255	41.743
6	41:53.944	5:17.611	101.626

### Non Qualifiers

Position

#### 16 John BURROWS

SBK Behind 14.913

Best Time 4:50.967 Best Speed 110.932 On 3 Gp a

Lap	Elapsed Time	Lap Time	Lap Speed
1	5:35.445	5:35.445	94.721
2	12:44.129	7:08.684	75.295
3	17:35.096	4:50.967	110.932
4	54:23.505	36:48.409	14.616



# KENNEDY International NORTH WEST 200

## SUPERBIKE / SUPERSTOCK

### Qualifying Session Two

Thursday, 14 May 2009

## DETAILED RESULT

Superbike



### Non Qualifiers

Position

#### 43 Brian McCORMACK

SBK Behind **19.519**

Best Time **4:55.573** Best Speed **109.203** On **3** Gp **a**

Lap	Elapsed Time	Lap Time	Lap Speed
1	6:30.942	6:30.942	81.274
2	22:40.718	16:09.776	33.284
3	27:36.291	4:55.573	109.203
4	43:11.363	15:35.072	34.519

#### 15 Stephen THOMPSON

SBK Behind **24.602**

Best Time **5:00.656** Best Speed **107.357** On **6** Gp **a**

Lap	Elapsed Time	Lap Time	Lap Speed
1	5:33.986	5:33.986	95.135
2	14:26.379	8:52.393	60.627
3	20:18.789	5:52.410	91.591
4	33:49.588	13:30.799	39.810
5	40:56.333	7:06.745	75.637
6	45:56.989	5:00.656	107.357

#### 69 Gary JOHNSON

SBK Behind **53.780**

Best Time **5:29.834** Best Speed **97.860** On **1** Gp **a**

Lap	Elapsed Time	Lap Time	Lap Speed
1	5:29.834	5:29.834	96.332
2	13:54.004	8:24.170	64.021
3	21:49.824	7:55.820	67.836
4	36:02.546	14:12.722	37.852
5	46:42.187	10:39.641	50.462

#### 8 Keith AMOR

SBK Behind **4:53.365**

Best Time **9:29.419** Best Speed **56.685** On **1** Gp **a**

Lap	Elapsed Time	Lap Time	Lap Speed
1	9:29.419	9:29.419	55.800
2	32:09.466	22:40.047	23.733
3	49:48.227	17:38.761	30.486

Speed TrapSuperbike/Superstock Session 2*Superbikes*

No.	Name	Lap 1	Lap 2	Lap 3	Lap 4	Lap 5	Lap 6	Lap 7	Lap 8	Lap 9	Lap 10
1	Steve PLATER	155	176		190						162
2	John McGUINNESS	180						171	191		
3	Ian LOUGHER		181			181	186			178	
4	Ian HUTCHINSON					189					
5	Bruce ANSTEY						193	196			
7	Ryan FARQUHAR										173
8	Keith AMOR						182			185	
9	Alastair SEELEY		177			177					
10	Mats NILSSON					174	173				
13	Adrian ARCHIBALD			179							
15	Stephen THOMPSON	178	181	178			175				
16	John BURROWS		186	181		178				174	
17	Guy MARTIN			191	191	189					
19	James McCULLAGH			179	190	190	178		177		158
27	James McCANN					178	177		172	179	
28	Mark PARRETT	170	178	178			172		180		169
31	Damien MULLEADY	185	168				173			161	159
33	Olie LINSDELL			196	179	196	196				
34	Dwyer AGNEW		172	172	168						
35	Gavin HUNT		153		178	196		172			
38	Eric WILSON			176	170						
39	James REDPATH	181		182			179	180		179	
43	Brian McCORMACK	165							175		
48	John TATTERSALL			180			172				
51	Ian WHITLOW		180								
62	Alan O'DWYER					183					
69	Gary JOHNSON		188		189		189			189	
78	John COLLING		179	165				169			
200	Michael RUTTER			185		190		186	188	174	


# KENNEDY International NORTH WEST 200

## SUPERBIKE / SUPERSTOCK Combined Qualifying Superbike Tuesday, 12 May 2009



Pos	Class	No	Name	-----Best Time / Qual Laps-----			Overall Best Time / Speed / Total Qual Laps	
				Session A	Session B			
<b>Qualifying Classification</b>								
1	SBK	5	Bruce ANSTEY	4:25.371	5	4:48.360	3	4:25.371 121.632 8
2	SBK	2	John McGUINNESS	4:26.771	8	4:49.797	4	4:26.771 120.994 12
3	SBK	9	Alastair SEELEY	4:28.754	7	4:47.485	3	4:28.754 120.101 10
4	SBK	8	Keith AMOR	4:29.214	6	9:29.419	0	4:29.214 119.896 6
5	SBK	1	Steve PLATER	4:30.145	5	4:47.685	3	4:30.145 119.483 8
6	SBK	6	Cameron DONALD	4:30.269	5	4:47.355	3	4:30.269 119.428 8
7	SBK	200	Michael RUTTER	4:31.110	4	4:39.495	2	4:31.110 119.057 6
8	SBK	7	Ryan FARQUHAR	4:31.348	7	4:42.576	2	4:31.348 118.953 9
9	SBK	49	Conor CUMMINS	4:31.621	5	4:42.819	3	4:31.621 118.833 8
10	SBK	3	Ian LOUGHER	4:32.008	5	4:48.710	3	4:32.008 118.664 8
11	SBK	61	John WALSH	4:32.304	6	4:54.352	3	4:32.304 118.535 9
12	SBK	17	Guy MARTIN	4:32.939	5	4:36.054	3	4:32.939 118.259 8
13	SBK	13	Adrian ARCHIBALD	4:33.605	2	-----		4:33.605 117.972 2
14	SBK	4	Ian HUTCHINSON	4:35.153	5	4:36.284	4	4:35.153 117.308 9
15	SBK	14	Denver ROBB	4:35.239	5	4:37.716	2	4:35.239 117.271 7
16	SBK	33	Olie LINSDELL	4:35.932	5	4:43.985	3	4:35.932 116.977 8
17	SBK	18	Les SHAND	4:38.153	5	4:38.527	4	4:38.153 116.043 9
18	SBK	47	Derek BRIEN	4:44.536	5	4:38.349	5	4:38.349 115.961 10
19	SBK	16	John BURROWS	4:40.054	6	4:50.967	1	4:40.054 115.255 7
20	SBK	69	Gary JOHNSON	4:40.638	4	5:29.834	0	4:40.638 115.015 4
21	SBK	20	James McBRIDE	4:41.219	6	4:43.237	6	4:41.219 114.777 12
22	SBK	22	Marc FISSETTE	4:52.605	7	4:41.400	6	4:41.400 114.704 13
23	SBK	68	Carl RENNIE	4:48.541	4	4:41.707	3	4:41.707 114.579 7
24	SBK	15	Stephen THOMPSON	4:41.863	3	5:00.656	1	4:41.863 114.515 4
25	SBK	71	Davy MORGAN	4:42.304	3	-----		4:42.304 114.336 3
26	SBK	58	Adrian CLARK	4:54.168	4	4:43.008	7	4:43.008 114.052 11
27	SBK	10	Mats NILSSON	4:43.450	5	5:05.056	3	4:43.450 113.874 8
28	SBK	30	Ian MACKMAN	4:43.493	6	6:53.792	0	4:43.493 113.857 6
29	SBK	60	Robert BARBER	4:44.403	6	4:46.469	5	4:44.403 113.492 11
30	SBK	23	Andrew BRADY	4:47.117	3	4:45.639	2	4:45.639 113.001 5
31	SBK	39	James REDPATH	4:50.848	4	4:45.951	3	4:45.951 112.878 7
32	SBK	56	Steve HENEGHAN	4:46.436	6	4:55.841	3	4:46.436 112.687 9
33	SBK	31	Damien MULLEADY	4:46.750	3	4:48.890	3	4:46.750 112.564 6
34	SBK	35	Gavin HUNT	4:47.771	4	4:51.403	3	4:47.771 112.164 7
35	SBK	34	Dwyer AGNEW	4:49.882	3	4:50.482	3	4:49.882 111.347 6
36	SBK	74	Russell MOUNTFORD	4:50.075	5	4:51.712	4	4:50.075 111.273 9
37	SBK	54	David HEWSON	4:50.163	5	5:06.304	1	4:50.163 111.240 6
38	SBK	66	Mark BUCKLEY	-----		4:50.684	4	4:50.684 111.040 4
39	SBK	41	Donald MacFADYEN	4:57.522	5	4:50.695	4	4:50.695 111.036 9
40	SBK	43	Brian McCORMACK	4:51.203	5	4:55.573	1	4:51.203 110.842 6
41	SBK	48	John TATTERSALL	4:52.615	4	5:00.986	3	4:52.615 110.307 7
42	SBK	42	Michael NIBLETT	4:53.236	4	5:19.072	1	4:53.236 110.074 5
43	SBK	28	Mark PARRETT	4:53.703	4	4:55.714	3	4:53.703 109.899 7
44	SBK	32	Paul CRANSTON	4:56.438	4	4:54.338	7	4:54.338 109.662 11
45	SBK	27	James McCANN	4:56.125	4	4:54.496	4	4:54.496 109.603 8
46	SBK	12	Jimmy MOORE	4:58.080	6	4:54.808	2	4:54.808 109.487 8
47	SBK	57	Scott WATTERSON	5:00.329	4	4:54.853	3	4:54.853 109.470 7
48	SBK	29	Ryan McCAY	4:55.152	3	7:06.537	0	4:55.152 109.359 3
49	SBK	50	Kevin STROWGER	4:55.888	7	-----		4:55.888 109.087 7
50	SBK	44	Dave WOOLAMS	4:55.904	6	5:00.019	2	4:55.904 109.081 8

These Results are provisional and are subject to ratification by the Stewards of the Meeting.

Track	<b>The Triangle</b>	Signed	Organising Club	<b>Coleraine &amp; District Motor Club</b>
Length(miles)	<b>8.9660 Lap 1 (8.8260)</b>			
Weather		Chief Timekeeper		
Track		Issued At:		



# KENNEDY International NORTH WEST 200


## SUPERBIKE / SUPERSTOCK Combined Qualifying Superbike Tuesday, 12 May 2009



### Qualifying Classification

51	SBK	19	James McCULLAGH	4:57.208	4	4:56.451	4	4:56.451	108.880	8
52	SBK	46	Mark McPHEE	4:56.552	2	5:03.984	2	4:56.552	108.843	4
53	SBK	79	David PAREDES	5:00.618	6	4:57.589	5	4:57.589	108.464	11
54	SBK	64	Tony CZYZEWSKI	4:57.609	4	5:07.107	2	4:57.609	108.456	6
55	SBK	52	Paul SHOESMITH	4:59.765	4	4:57.997	4	4:57.997	108.315	8
56	SBK	26	Amaury BARATIN	5:01.350	5	4:58.314	3	4:58.314	108.200	8
57	SBK	45	Bruce BIRNIE	5:00.281	5	5:10.000	4	5:00.281	107.491	9
58	SBK	37	Graham ENGLISH	5:01.448	4	6:00.151	0	5:01.448	107.075	4
59	SBK	51	Ian WHITLOW	5:04.379	4	5:04.438	2	5:04.379	106.044	6
60	SBK	38	Eric WILSON	5:04.426	5	5:06.956	5	5:04.426	106.028	10
61	SBK	55	John HILDRETH	5:06.514	5	5:04.751	6	5:04.751	105.915	11
62	SBK	21	Fabrice MIGUET	5:07.493	2	39:37.556	0	5:07.493	104.970	2
63	SBK	25	Emmanuel CHERON	5:11.113	7	39:45.712	0	5:11.113	103.749	7
64	SBK	62	Alan O DWYER	5:12.583	1	-----	0	5:12.583	103.261	1
65	SBK	78	John COLLING	5:15.214	1	5:15.487	3	5:15.214	102.399	4
66	SBK	36	Toni RECHBERGER	7:25.944	0	5:17.354	4	5:17.354	101.709	4

These Results are provisional and are subject to ratification by the Stewards of the Meeting.

Track	<b>The Triangle</b>	Signed	Organising Club	<b>Coleraine &amp; District Motor Club</b>
Length(miles)	<b>8.9660</b> Lap 1 (8.8260)			
Weather		Chief Timekeeper		
Track		Issued At:		



MCUI  
Ulster Centre  
Timing  
www.mcui-uc.org.uk



Powered by  
**e-Laps II**  
© 2008  
Walter Marks

