



TUESDAY 12<sup>th</sup> – SATURDAY 16<sup>th</sup> MAY 2009

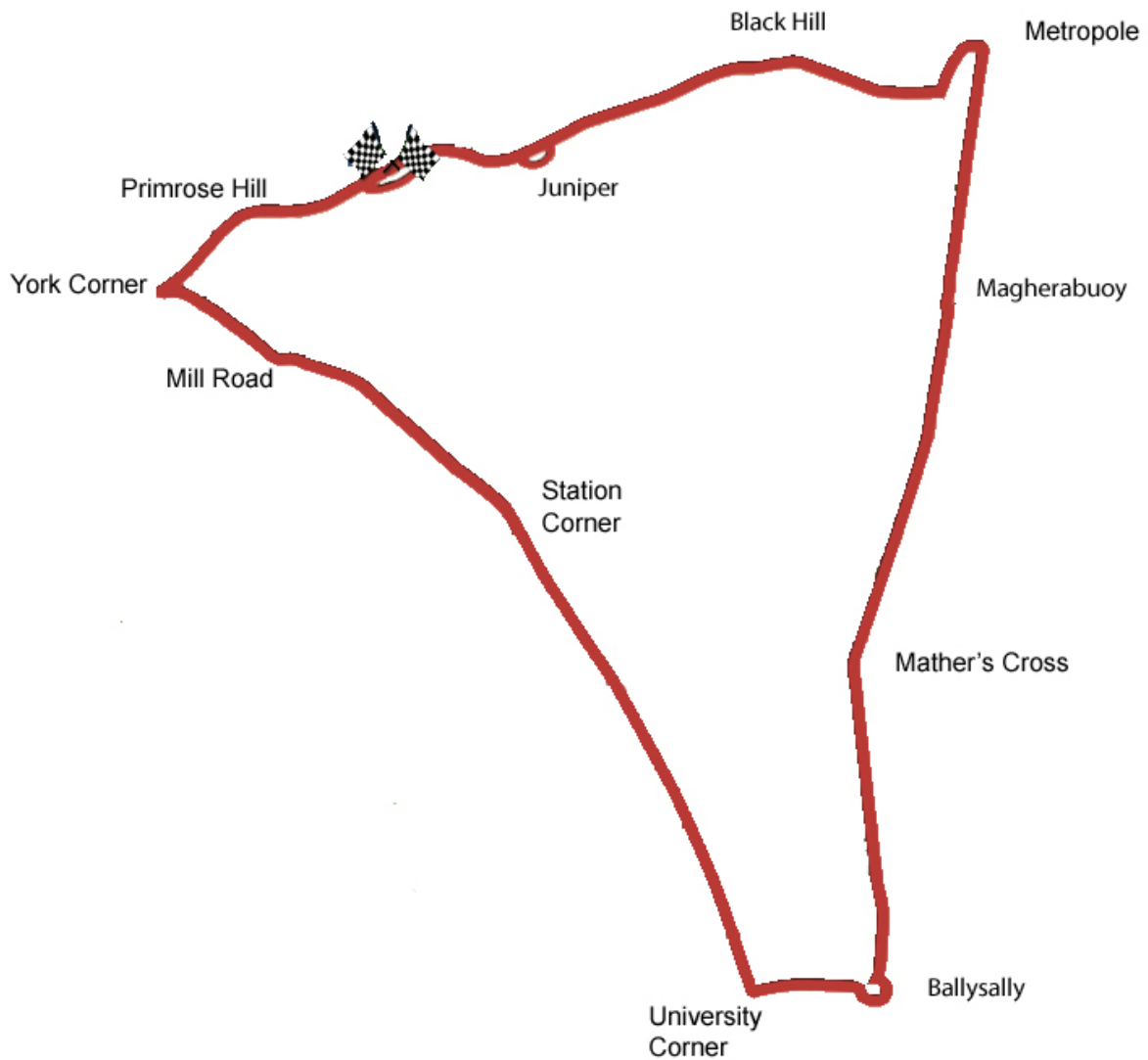
promoted by  
Coleraine & District Motor Club



SUPERSPORT RACE



# The Triangle Circuit 8.966 miles



## LAP RECORDS

Class	Rider	Machine	m	s	mph	Year
125cc	Robert Dunlop	Honda	5	12.909	103.153	2006
250cc	Callum Ramsay	Honda	4	43.35	113.914	1998
Supersport	Steve Plater	Yamaha	4	30.792	119.197	2008
Superstock	Guy Martin	Honda	4	24.682	121.949	2008
Superbike	Steve Plater	Honda	4	20.074	124.109	2006

# KENNEDY International NORTH WEST 200

## SUPERSPORT / SUPERSTOCK

### Qualifying Session One

Tuesday, 12 May 2009



### Supersport

Qualifying Time


5:25.596

Qualifying Speed

99.134

Pos	Class	No	Name	Machine / Sponsor	Time	Best Lap Time	Best Lap Speed	On	Total Laps	Qualifying Laps
1	SSP	11	Michael DUNLOP	Yamaha - Street Sweep	4:33.664	4.186	117.946	7	7	5
2	SSP	1	Steve PLATER	Honda - HM Plant Honda	4:35.409	1.745	117.199	6	8	7
3	SSP	20	Keith AMOR	Honda - Wilson Craig Racing	4:36.578	2.914	116.703	4	6	4
4	SSP	5	Bruce ANSTEY	Suzuki - Relentless Suzuki by TAS Racing	4:38.185	4.521	116.029	3	4	3
5	SSP	4	Ian HUTCHINSON	Honda - Padgetts of Batley	4:38.290	4.626	115.985	4	6	4
6	SSP	12	William DUNLOP	Yamaha - CD Racing	4:38.413	4.749	115.934	5	6	6
7	SSP	2	John McGUINNESS	Honda - HM Plant Honda	4:38.779	5.115	115.782	6	8	5
8	SSP	65	John WALSH	Yamaha - Cafe Mokambo Ireland	4:40.863	7.199	114.923	4	7	6
9	SSP	18	Gary JOHNSON	Honda - Robinson Concrete/Uel Duncan	4:42.244	8.580	114.361	2	4	4
10	SSP	10	Ryan FARQUHAR	Kawasaki - KMR Kawasaki	4:42.844	9.180	114.118	5	7	5
11	SSP	47	Mark LUNNEY	Yamaha - Street Sweep	4:43.239	9.575	113.959	5	7	6
12	SSP	9	Guy MARTIN	Honda - Hydrex Honda	4:44.021	10.357	113.645	2	4	3
13	SSP	6	Cameron DONALD	Suzuki - Relentless Suzuki by TAS Racing	4:44.187	10.523	113.579	3	5	3
14	SSP	40	Christian ELKIN	Yamaha - UGP Bike Week / IFS	4:45.517	11.853	113.050	4	6	6
15	SSP	19	Michael PEARSON	Honda - G.S. Motorcycle Club	4:46.006	12.342	112.856	5	9	7
16	SSP	8	Mats NILSSON	Yamaha - Blackhorse Motorcycle Finance	4:46.256	12.592	112.758	6	8	5
17	SSP	34	John ANDERTON	Yamaha - IFS Global Logistics	4:46.386	12.722	112.707	3	6	5
18	SSP	55	Daniel KNEEN	Yamaha - Marks Bloom Racing	4:46.558	12.894	112.639	5	8	5
19	SSP	53	Michael WELDON	Yamaha	4:47.543	13.879	112.253	7	7	5
20	SSP	77	Les SHAND	Suzuki - Bob Henderson Racing	4:47.747	14.083	112.174	3	4	3
21	SSP	15	Rico PENZKOFER	Yamaha - Macau Racing Team	4:47.831	14.167	112.141	4	7	4
22	SSP	63	Damien MULLEADY	Yamaha - Mulleady Group	4:48.845	15.181	111.747	4	5	4
23	SSP	13	Adrian ARCHIBALD	Suzuki - AMA Racing	4:48.869	15.205	111.738	3	4	2
24	SSP	66	Mark BUCKLEY	Yamaha - OTSS Yamaha	4:49.387	15.723	111.538	6	7	6
25	SSP	73	Stefano BONETTI	Honda	4:49.584	15.920	111.462	7	8	6
26	SSP	69	Michael SWEENEY	Yamaha - Street Sweep	4:49.709	16.045	111.414	7	8	5
27	SSP	17	James McBRIDE	Yamaha - Pazzo Racing	4:50.270	16.606	111.199	4	6	5
28	SSP	35	Andrew NEILL	Yamaha - Moira MRC	4:50.968	17.304	110.932	6	6	5
29	SSP	71	Davy MORGAN	Yamaha - CSC Branson Racing	4:51.330	17.666	110.794	4	5	4
30	SSP	51	Stephen McILVENNA	Yamaha - McIlvenna Racing	4:51.493	17.829	110.732	4	8	5
31	SSP	67	Ivan SHANLEY	Yamaha	4:51.666	18.002	110.666	6	7	6
32	SSP	29	Ryan McCAY	Suzuki - PRF Racing	4:52.601	18.937	110.313	5	8	6
33	SSP	24	Darren BURNS	Yamaha - Track Day Tools	4:52.770	19.106	110.249	5	5	4
34	SSP	87	Emlyn HUGHES	Yamaha	4:54.596	20.932	109.566	6	6	5
35	SSP	43	Mark PARRETT	Yamaha - Vixen Racing	4:54.965	21.301	109.429	4	7	5
36	SSP	32	James McCANN	Yamaha - Highway Barrier Solutions	4:55.342	21.678	109.289	6	6	5
37	SSP	39	Rob BARBER	Suzuki	4:55.722	22.058	109.148	6	7	6
38	SSP	26	Dennis BOOTH	Yamaha	4:55.747	22.083	109.139	5	5	4
39	SSP	82	Gary ROBINSON	Yamaha - D R Refrigeration	4:55.885	22.221	109.088	6	8	6
40	SSP	79	Derek BRIEN	Yamaha	4:56.049	22.385	109.028	4	6	5
41	SSP	61	Alistair KIRK	Suzuki - Mar-Train Racing	4:56.446	22.782	108.882	5	8	6
42	SSP	54	David MULLIGAN	Yamaha	4:57.030	23.366	108.668	7	7	6
43	SSP	41	James McCULLAGH	Honda - A & J Groundworks	4:57.122	23.458	108.634	4	6	3
44	SSP	14	Chris PALMER	Suzuki - W A Corless / Jackson Racing	4:57.290	23.626	108.573	4	4	3
45	SSP	38	Glenn WALKER	Kawasaki - Walkers Motorcycles	4:58.263	24.599	108.219	4	7	5
46	SSP	72	Dwyer AGNEW	Honda	4:58.267	24.603	108.217	3	5	4
47	SSP	56	Steve HENEGHAN	Honda - Quattro Plant Ltd.	4:58.527	24.863	108.123	7	8	6
48	SSP	36	David HEWSON	Kawasaki - The Other Bike Shop	4:58.671	25.007	108.071	6	7	3
49	SSP	64	Paul CRANSTON	Honda - P & J Fuel Haulage	4:59.064	25.400	107.929	5	6	4
50	SSP	31	Paul SHOESMITH	Yamaha - Speedfreak Ice Valley Racing	4:59.233	25.569	107.868	5	6	5
51	SSP	25	Paul OWEN	Yamaha - Team #98	4:59.619	25.955	107.729	5	6	3

These Results are provisional and are subject to ratification by the Stewards of the Meeting.

Track	<b>The Triangle</b>	Signed	Organising Club	<b>Coleraine &amp; District Motor Club</b>
Length(miles)	<b>8.9660</b> Lap 1 (8.8260)		Qualifying Started	<b>20:40:55.723</b>
Weather	<b>Sunny</b>	Chief Timekeeper		
Track	<b>Dry</b>	Issued At: 21:38:08		



# KENNEDY International NORTH WEST 200

## SUPERSPORT / SUPERSTOCK

### Qualifying Session One

Tuesday, 12 May 2009



### Supersport

Qualifying Time

5:25.596

Qualifying Speed


99.134

Pos	Class	No	Name	Machine / Sponsor	Time	Best Lap Behind	Speed	On	Total Laps	Qualifying Laps
<b>Qualifying Classification</b>										
52	SSP	94	Ian WHITLOW	Suzuki	5:00.843	27.179	107.291	5	6	5
53	SSP	83	Mike SKINNER	Yamaha - Mike Skinner Motorcycles	5:01.729	28.065	106.975	4	7	4
54	SSP	59	Ivan LINTIN	Yamaha - McKinstry Racing	5:04.062	30.398	106.155	4	6	5
55	SSP	21	Ben WYLIE	Yamaha - Wylie and Holland Racing	5:05.311	31.647	105.720	4	5	2
56	SSP	81	Eric WILSON	Yamaha	5:07.632	33.968	104.923	5	8	6
57	SSP	75	William COWDEN	Honda - Warley Carriers	5:07.786	34.122	104.870	5	6	4
58	SSP	80	Phill ARCHER	Triumph 675	5:08.310	34.646	104.692	7	8	6
59	SSP	42	Gerard KINGHAN	Suzuki - KP Racing	5:08.354	34.690	104.677	6	7	4
60	SSP	33	Lorenzo RIZZARDINI	Honda	5:09.584	35.920	104.261	6	7	4
61	SSP	78	Johnny McCAY	Yamaha	5:12.231	38.567	103.377	4	7	4
62	SSP	60	Coyles WRIGHT	Suzuki	5:13.201	39.537	103.057	3	4	2
63	SSP	48	Mike SWANSON	Triumph 675	5:13.629	39.965	102.917	6	7	6
64	SSP	76	Robert WILSON	Kawasaki - RGW Racing	5:14.239	40.575	102.717	4	7	3
65	SSP	86	Garth WOODS	Yamaha - Apollo Precision/Riley Lifting	5:14.513	40.849	102.627	4	4	3
66	SSP	74	Craig GIBSON	Suzuki - Team Polaris Racing	5:15.368	41.704	102.349	5	5	3
67	SSP	28	Paul GARTLAND	Kawasaki - AutoTech	5:20.524	46.860	100.703	4	6	4

### Non Qualifiers

SSP	200	Michael RUTTER	Yamaha - JMF Millsport Racing	4:46.885	17.407	112.511	2	2	1
SSP	16	John BURROWS	Yamaha - Burrows Engineering	4:54.267	24.789	109.688	2	3	1
SSP	93	Jimmy MOORE	Yamaha - JMF Millsport Racing	4:58.615	29.137	108.091	3	5	1
SSP	58	Ian MACKMAN	Suzuki - PRF Racing	5:02.187	32.709	106.813	2	3	1
SSP	23	Andrew BRADY	Honda - T & M	5:07.515	38.037	104.963	2	2	1
SSP	95	Daniel JANSEN	Yamaha	5:10.781	41.303	103.860	2	2	1
SSP	45	James REDPATH	Yamaha - STG Autos	5:17.857	48.379	101.548	2	2	1
SSP	57	Brian WYLES	Suzuki - KS Performance	5:24.392	54.914	99.502	4	7	1
SSP	50	David GUINEY	Yamaha	5:26.065	56.587	98.991	3	3	0
SSP	70	Sandy BERWICK	Suzuki - Berm Shot Blasting Services	5:30.454	1:00.976	97.677	2	2	0
SSP	85	Anthony McCOLGAN	Kawasaki	6:18.273	1:48.795	85.329	1	1	0
SSP	62	Dave WALSH	Suzuki	6:46.453	2:16.975	79.413	1	1	0
SSP	30	Maria COSTELLO	Kawasaki - VRS Performance	7:09.811	2:40.333	75.097	1	1	0
SSP	3	Alastair SEELEY	Yamaha - AIM Racing	11:00.662	6:31.184	48.856	1	1	0
SSP	49	Conor CUMMINS	Kawasaki - McAdoo Kawasaki Racing	19:02.298	14:32.820	28.257	1	1	0

These Results are provisional and are subject to ratification by the Stewards of the Meeting.

Track	<b>The Triangle</b>	Signed	 Chief Timekeeper	Organising Club	<b>Coleraine &amp; District Motor Club</b>
Length(miles)	<b>8.9660</b> Lap 1 (8.8260)	Issued At:		21:38:08	Qualifying Started
Weather	<b>Sunny</b>				
Track	<b>Dry</b>				



# KENNEDY International NORTH WEST 200

## SUPERSPORT / SUPERSTOCK

### Qualifying Session One

Tuesday, 12 May 2009

## DETAILED RESULT

Supersport

### Qualifying Classification

Position

#### **1** 11 Michael DUNLOP

SSP Behind 4.186

Best Time **4:33.664** Best Speed **117.946** On 7 Gp a

Lap	Elapsed Time	Lap Time	Lap Speed
1	5:13.224	5:13.224	101.441
2	9:53.199	4:39.975	115.287
3	14:43.161	4:49.962	111.317
4	22:58.248	8:15.087	65.196
5	27:39.344	4:41.096	114.828
6	35:29.890	7:50.546	68.596
7	40:03.554	4:33.664	117.946

#### **2** 1 Steve PLATER

SSP Behind 1.745

Best Time **4:35.409** Best Speed **117.199** On 6 Gp a

Lap	Elapsed Time	Lap Time	Lap Speed
1	5:22.802	5:22.802	98.431
2	10:03.469	4:40.667	115.003
3	14:40.249	4:36.780	116.618
4	19:17.672	4:37.423	116.348
5	23:55.087	4:37.415	116.351
6	28:30.496	4:35.409	117.199
7	33:06.047	4:35.551	117.138
8	44:31.134	11:25.087	47.115

#### **3** 20 Keith AMOR

SSP Behind 2.914

Best Time **4:36.578** Best Speed **116.703** On 4 Gp a

Lap	Elapsed Time	Lap Time	Lap Speed
1	19:44.792	19:44.792	26.818
2	24:25.772	4:40.980	114.875
3	29:03.611	4:37.839	116.174
4	33:40.189	4:36.578	116.703
5	38:17.332	4:37.143	116.466
6	46:57.773	8:40.441	62.020

#### **4** 5 Bruce ANSTEY

SSP Behind 4.521

Best Time **4:38.185** Best Speed **116.029** On 3 Gp a

Lap	Elapsed Time	Lap Time	Lap Speed
1	20:27.156	20:27.156	25.892
2	25:07.361	4:40.205	115.193
3	29:45.546	4:38.185	116.029
4	34:37.747	4:52.201	110.464

Supersport

### Qualifying Classification

Position

#### **5** 4 Ian HUTCHINSON

SSP Behind 4.626

Best Time **4:38.290** Best Speed **115.985** On 4 Gp a

Lap	Elapsed Time	Lap Time	Lap Speed
1	20:26.559	20:26.559	25.905
2	25:09.763	4:43.204	113.973
3	29:48.808	4:39.045	115.672
4	34:27.098	4:38.290	115.985
5	39:06.214	4:39.116	115.642
6	45:17.289	6:11.075	86.984

#### **6** 12 William DUNLOP

SSP Behind 4.749

Best Time **4:38.413** Best Speed **115.934** On 5 Gp a

Lap	Elapsed Time	Lap Time	Lap Speed
1	5:01.116	5:01.116	105.519
2	9:43.151	4:42.035	114.445
3	14:23.021	4:39.870	115.331
4	19:17.482	4:54.461	109.616
5	23:55.895	4:38.413	115.934
6	28:37.145	4:41.250	114.765

#### **7** 2 John McGUINNESS

SSP Behind 5.115

Best Time **4:38.779** Best Speed **115.782** On 6 Gp a

Lap	Elapsed Time	Lap Time	Lap Speed
1	5:27.123	5:27.123	97.130
2	10:17.515	4:50.392	111.152
3	14:57.934	4:40.419	115.105
4	19:45.383	4:47.449	112.290
5	29:47.025	10:01.642	53.649
6	34:25.804	4:38.779	115.782
7	39:09.908	4:44.104	113.612
8	46:14.647	7:04.739	75.994

#### **8** 65 John WALSH

SSP Behind 7.199

Best Time **4:40.863** Best Speed **114.923** On 4 Gp a

Lap	Elapsed Time	Lap Time	Lap Speed
1	7:47.847	7:47.847	67.915
2	12:35.919	4:48.072	112.047
3	17:19.021	4:43.102	114.014
4	21:59.884	4:40.863	114.923
5	26:44.489	4:44.605	113.412
6	31:26.043	4:41.554	114.641
7	36:16.015	4:49.972	111.313

# KENNEDY International NORTH WEST 200

## SUPERSPORT / SUPERSTOCK

### Qualifying Session One

Tuesday, 12 May 2009

## DETAILED RESULT

Supersport

### Qualifying Classification

Position

#### **9** 18 Gary JOHNSON

SSP Behind **8.580**

Best Time **4:42.244** Best Speed **114.361** On **2** Gp **a**

Lap	Elapsed Time	Lap Time	Lap Speed
1	4:59.610	4:59.610	106.050
2	9:41.854	4:42.244	114.361
3	14:24.168	4:42.314	114.332
4	19:08.605	4:44.437	113.479

#### **10** 10 Ryan FARQUHAR

SSP Behind **9.180**

Best Time **4:42.844** Best Speed **114.118** On **5** Gp **a**

Lap	Elapsed Time	Lap Time	Lap Speed
1	5:26.121	5:26.121	97.429
2	13:59.772	8:33.651	62.840
3	18:45.568	4:45.796	112.939
4	23:29.249	4:43.681	113.781
5	28:12.093	4:42.844	114.118
6	32:56.029	4:43.936	113.679
7	37:52.371	4:56.342	108.920

#### **11** 47 Mark LUNNEY

SSP Behind **9.575**

Best Time **4:43.239** Best Speed **113.959** On **5** Gp **a**

Lap	Elapsed Time	Lap Time	Lap Speed
1	5:03.085	5:03.085	104.834
2	9:54.696	4:51.611	110.687
3	14:55.064	5:00.368	107.460
4	24:35.133	9:40.069	55.644
5	29:18.372	4:43.239	113.959
6	34:05.200	4:46.828	112.533
7	39:15.632	5:10.432	103.976

#### **12** 9 Guy MARTIN

SSP Behind **10.357**

Best Time **4:44.021** Best Speed **113.645** On **2** Gp **a**

Lap	Elapsed Time	Lap Time	Lap Speed
1	24:29.768	24:29.768	21.618
2	29:13.789	4:44.021	113.645
3	33:57.930	4:44.141	113.597
4	38:45.412	4:47.482	112.277

Supersport

### Qualifying Classification

Position

#### **13** 6 Cameron DONALD

SSP Behind **10.523**

Best Time **4:44.187** Best Speed **113.579** On **3** Gp **a**

Lap	Elapsed Time	Lap Time	Lap Speed
1	4:55.449	4:55.449	107.543
2	9:40.680	4:45.231	113.163
3	14:24.867	4:44.187	113.579
4	38:56.767	24:31.900	21.929
5	45:53.630	6:56.863	77.430

#### **14** 40 Christian ELKIN

SSP Behind **11.853**

Best Time **4:45.517** Best Speed **113.050** On **4** Gp **a**

Lap	Elapsed Time	Lap Time	Lap Speed
1	5:21.271	5:21.271	98.900
2	10:11.130	4:49.859	111.356
3	14:57.811	4:46.681	112.591
4	19:43.328	4:45.517	113.050
5	24:30.579	4:47.251	112.367
6	29:20.956	4:50.377	111.158

#### **15** 19 Michael PEARSON

SSP Behind **12.342**

Best Time **4:46.006** Best Speed **112.856** On **5** Gp **a**

Lap	Elapsed Time	Lap Time	Lap Speed
1	5:37.480	5:37.480	94.150
2	10:27.373	4:49.893	111.343
3	15:16.598	4:49.225	111.600
4	20:02.754	4:46.156	112.797
5	24:48.760	4:46.006	112.856
6	29:35.439	4:46.679	112.591
7	34:23.993	4:48.554	111.860
8	39:11.093	4:47.100	112.426
9	46:13.628	7:02.535	76.390

#### **16** 8 Mats NILSSON

SSP Behind **12.592**

Best Time **4:46.256** Best Speed **112.758** On **6** Gp **a**

Lap	Elapsed Time	Lap Time	Lap Speed
1	5:28.255	5:28.255	96.795
2	10:18.262	4:50.007	111.299
3	15:08.248	4:49.986	111.307
4	19:57.504	4:49.256	111.588
5	24:45.126	4:47.622	112.222
6	29:31.382	4:46.256	112.758
7	36:59.727	7:28.345	71.993
8	43:35.405	6:35.678	81.575



# KENNEDY International NORTH WEST 200

## SUPERSPORT / SUPERSTOCK

### Qualifying Session One

Tuesday, 12 May 2009

## DETAILED RESULT

Supersport

### Qualifying Classification

Position

**17** 34 John ANDERTON

SSP Behind 12.722

Best Time 4:46.386 Best Speed 112.707 On 3 Gp a

Lap	Elapsed Time	Lap Time	Lap Speed
1	5:20.651	5:20.651	99.091
2	10:31.407	5:10.756	103.868
3	15:17.793	4:46.386	112.707
4	20:05.226	4:47.433	112.296
5	25:04.041	4:58.815	108.019
6	35:32.392	10:28.351	51.369

**18** 55 Daniel KNEEN

SSP Behind 12.894

Best Time 4:46.558 Best Speed 112.639 On 5 Gp a

Lap	Elapsed Time	Lap Time	Lap Speed
1	6:50.216	6:50.216	77.456
2	11:41.048	4:50.832	110.984
3	16:46.178	5:05.130	105.783
4	24:30.359	7:44.181	69.537
5	29:16.917	4:46.558	112.639
6	34:04.688	4:47.771	112.164
7	38:53.555	4:48.867	111.739
8	46:14.718	7:21.163	73.165

**19** 53 Michael WELDON

SSP Behind 13.879

Best Time 4:47.543 Best Speed 112.253 On 7 Gp a

Lap	Elapsed Time	Lap Time	Lap Speed
1	6:31.221	6:31.221	81.216
2	11:26.873	4:55.652	109.174
3	16:19.725	4:52.852	110.218
4	21:22.653	5:02.928	106.552
5	26:17.460	4:54.807	109.487
6	35:21.631	9:04.171	59.315
7	40:09.174	4:47.543	112.253

**20** 77 Les SHAND

SSP Behind 14.083

Best Time 4:47.747 Best Speed 112.174 On 3 Gp a

Lap	Elapsed Time	Lap Time	Lap Speed
1	6:11.031	6:11.031	85.636
2	11:07.784	4:56.753	108.769
3	15:55.531	4:47.747	112.174
4	20:45.386	4:49.855	111.358

Supersport

### Qualifying Classification

Position

**21** 15 Rico PENZKOFER

SSP Behind 14.167

Best Time 4:47.831 Best Speed 112.141 On 4 Gp a

Lap	Elapsed Time	Lap Time	Lap Speed
1	9:00.051	9:00.051	58.834
2	13:56.622	4:56.571	108.836
3	18:47.416	4:50.794	110.998
4	23:35.247	4:47.831	112.141
5	28:30.818	4:55.571	109.204
6	39:21.983	10:51.165	49.569
7	46:34.147	7:12.164	74.688

**22** 63 Damien MULLEADY

SSP Behind 15.181

Best Time 4:48.845 Best Speed 111.747 On 4 Gp a

Lap	Elapsed Time	Lap Time	Lap Speed
1	6:49.962	6:49.962	77.504
2	11:41.443	4:51.481	110.737
3	16:33.525	4:52.082	110.509
4	21:22.370	4:48.845	111.747
5	26:15.379	4:53.009	110.159

**23** 13 Adrian ARCHIBALD

SSP Behind 15.205

Best Time 4:48.869 Best Speed 111.738 On 3 Gp a

Lap	Elapsed Time	Lap Time	Lap Speed
1	29:58.193	29:58.193	17.670
2	34:49.320	4:51.127	110.871
3	39:38.189	4:48.869	111.738
4	46:40.327	7:02.138	76.462

**24** 66 Mark BUCKLEY

SSP Behind 15.723

Best Time 4:49.387 Best Speed 111.538 On 6 Gp a

Lap	Elapsed Time	Lap Time	Lap Speed
1	5:28.033	5:28.033	96.861
2	10:27.971	4:59.938	107.614
3	15:23.802	4:55.831	109.108
4	20:17.982	4:54.180	109.721
5	25:09.987	4:52.005	110.538
6	29:59.374	4:49.387	111.538
7	34:49.947	4:50.573	111.083

# KENNEDY International NORTH WEST 200

## SUPERSPORT / SUPERSTOCK

### Qualifying Session One

Tuesday, 12 May 2009

## DETAILED RESULT

Supersport

### Qualifying Classification

Position

#### **25** 73 Stefano BONETTI

SSP Behind 15.920

Best Time **4:49.584** Best Speed **111.462** On **7** Gp **a**

Lap	Elapsed Time	Lap Time	Lap Speed
1	6:32.481	6:32.481	80.956
2	11:28.738	4:56.257	108.951
3	16:21.749	4:53.011	110.158
4	21:11.523	4:49.774	111.389
5	26:02.376	4:50.853	110.976
6	30:55.023	4:52.647	110.295
7	35:44.607	4:49.584	111.462
8	42:11.729	6:27.122	83.378

#### **26** 69 Michael SWEENEY

SSP Behind 16.045

Best Time **4:49.709** Best Speed **111.414** On **7** Gp **a**

Lap	Elapsed Time	Lap Time	Lap Speed
1	5:38.497	5:38.497	93.867
2	10:28.411	4:49.914	111.335
3	15:19.036	4:50.625	111.063
4	20:13.150	4:54.114	109.745
5	25:07.934	4:54.784	109.496
6	32:28.305	7:20.371	73.296
7	37:18.014	4:49.709	111.414
8	44:42.898	7:24.884	72.553

#### **27** 17 James McBRIDE

SSP Behind 16.606

Best Time **4:50.270** Best Speed **111.199** On **4** Gp **a**

Lap	Elapsed Time	Lap Time	Lap Speed
1	12:57.625	12:57.625	40.860
2	17:50.294	4:52.669	110.287
3	22:42.550	4:52.256	110.443
4	27:32.820	4:50.270	111.199
5	32:25.010	4:52.190	110.468
6	37:16.862	4:51.852	110.596

#### **28** 35 Andrew NEILL

SSP Behind 17.304

Best Time **4:50.968** Best Speed **110.932** On **6** Gp **a**

Lap	Elapsed Time	Lap Time	Lap Speed
1	6:05.965	6:05.965	86.821
2	11:03.340	4:57.375	108.542
3	15:58.435	4:55.095	109.380
4	20:50.714	4:52.279	110.434
5	25:45.877	4:55.163	109.355
6	30:36.845	4:50.968	110.932

Supersport

### Qualifying Classification

Position

#### **29** 71 Davy MORGAN

SSP Behind 17.666

Best Time **4:51.330** Best Speed **110.794** On **4** Gp **a**

Lap	Elapsed Time	Lap Time	Lap Speed
1	6:46.830	6:46.830	78.100
2	11:43.287	4:56.457	108.878
3	16:36.477	4:53.190	110.091
4	21:27.807	4:51.330	110.794
5	26:34.269	5:06.462	105.323

#### **30** 51 Stephen McILVENNA

SSP Behind 17.829

Best Time **4:51.493** Best Speed **110.732** On **4** Gp **a**

Lap	Elapsed Time	Lap Time	Lap Speed
1	6:18.848	6:18.848	83.869
2	11:19.110	5:00.262	107.498
3	16:14.058	4:54.948	109.435
4	21:05.551	4:51.493	110.732
5	26:01.241	4:55.690	109.160
6	34:00.036	7:58.795	67.414
7	38:53.882	4:53.846	109.845
8	46:20.976	7:27.094	72.194

#### **31** 67 Ivan SHANLEY

SSP Behind 18.002

Best Time **4:51.666** Best Speed **110.666** On **6** Gp **a**

Lap	Elapsed Time	Lap Time	Lap Speed
1	7:41.574	7:41.574	68.837
2	12:47.357	5:05.783	105.557
3	17:43.447	4:56.090	109.013
4	22:42.455	4:59.008	107.949
5	27:36.049	4:53.594	109.940
6	32:27.715	4:51.666	110.666
7	37:34.278	5:06.563	105.289

#### **32** 29 Ryan McCAY

SSP Behind 18.937

Best Time **4:52.601** Best Speed **110.313** On **5** Gp **a**

Lap	Elapsed Time	Lap Time	Lap Speed
1	6:34.250	6:34.250	80.593
2	11:36.050	5:01.800	106.950
3	16:35.481	4:59.431	107.796
4	21:28.722	4:53.241	110.072
5	26:21.323	4:52.601	110.313
6	31:25.444	5:04.121	106.134
7	36:29.825	5:04.381	106.043
8	44:08.676	7:38.851	70.344



# KENNEDY International NORTH WEST 200

## SUPERSPORT / SUPERSTOCK

### Qualifying Session One

Tuesday, 12 May 2009

## DETAILED RESULT

Supersport

### Qualifying Classification

Position

#### **33** 24 Darren BURNS

SSP Behind 19.106

Best Time 4:52.770 Best Speed 110.249 On 5 Gp a

Lap	Elapsed Time	Lap Time	Lap Speed
1	6:32.136	6:32.136	81.027
2	11:28.478	4:56.342	108.920
3	16:22.255	4:53.777	109.871
4	21:16.687	4:54.432	109.627
5	26:09.457	4:52.770	110.249

#### **34** 87 Emlyn HUGHES

SSP Behind 20.932

Best Time 4:54.596 Best Speed 109.566 On 6 Gp a

Lap	Elapsed Time	Lap Time	Lap Speed
1	6:31.057	6:31.057	81.251
2	11:39.006	5:07.949	104.815
3	16:40.699	5:01.693	106.988
4	21:39.445	4:58.746	108.044
5	26:35.983	4:56.538	108.848
6	31:30.579	4:54.596	109.566

#### **35** 43 Mark PARRETT

SSP Behind 21.301

Best Time 4:54.965 Best Speed 109.429 On 4 Gp a

Lap	Elapsed Time	Lap Time	Lap Speed
1	6:10.516	6:10.516	85.755
2	11:10.583	5:00.067	107.568
3	16:47.396	5:36.813	95.832
4	21:42.361	4:54.965	109.429
5	26:38.516	4:56.155	108.989
6	31:33.965	4:55.449	109.249
7	36:30.519	4:56.554	108.842

#### **36** 32 James McCANN

SSP Behind 21.678

Best Time 4:55.342 Best Speed 109.289 On 6 Gp a

Lap	Elapsed Time	Lap Time	Lap Speed
1	7:43.019	7:43.019	68.623
2	12:39.865	4:56.846	108.735
3	17:36.607	4:56.742	108.773
4	22:33.235	4:56.628	108.815
5	27:29.505	4:56.270	108.947
6	32:24.847	4:55.342	109.289

Supersport

### Qualifying Classification

Position

#### **37** 39 Rob BARBER

SSP Behind 22.058

Best Time 4:55.722 Best Speed 109.148 On 6 Gp a

Lap	Elapsed Time	Lap Time	Lap Speed
1	6:47.578	6:47.578	77.957
2	11:45.716	4:58.138	108.264
3	16:42.546	4:56.830	108.741
4	21:38.285	4:55.739	109.142
5	26:36.588	4:58.303	108.204
6	31:32.310	4:55.722	109.148
7	36:41.481	5:09.171	104.400

#### **38** 26 Dennis BOOTH

SSP Behind 22.083

Best Time 4:55.747 Best Speed 109.139 On 5 Gp a

Lap	Elapsed Time	Lap Time	Lap Speed
1	6:10.254	6:10.254	85.816
2	11:11.288	5:01.034	107.222
3	16:10.479	4:59.191	107.883
4	21:06.875	4:56.396	108.900
5	26:02.622	4:55.747	109.139

#### **39** 82 Gary ROBINSON

SSP Behind 22.221

Best Time 4:55.885 Best Speed 109.088 On 6 Gp a

Lap	Elapsed Time	Lap Time	Lap Speed
1	6:40.366	6:40.366	79.361
2	11:40.856	5:00.490	107.417
3	16:42.125	5:01.269	107.139
4	21:39.945	4:57.820	108.380
5	26:36.993	4:57.048	108.661
6	31:32.878	4:55.885	109.088
7	36:29.430	4:56.552	108.843
8	42:30.983	6:01.553	89.275

#### **40** 79 Derek BRIEN

SSP Behind 22.385

Best Time 4:56.049 Best Speed 109.028 On 4 Gp a

Lap	Elapsed Time	Lap Time	Lap Speed
1	7:42.129	7:42.129	68.755
2	12:40.915	4:58.786	108.029
3	17:37.927	4:57.012	108.674
4	22:33.976	4:56.049	109.028
5	27:34.776	5:00.800	107.306
6	32:45.538	5:10.762	103.866



# KENNEDY International NORTH WEST 200

## SUPERSPORT / SUPERSTOCK

### Qualifying Session One

Tuesday, 12 May 2009

## DETAILED RESULT

Supersport

### Qualifying Classification

Position

#### **41** 61 Alistair KIRK

SSP Behind **22.782**

Best Time **4:56.446** Best Speed **108.882** On **5** Gp **a**

Lap	Elapsed Time	Lap Time	Lap Speed
1	5:23.169	5:23.169	98.319
2	10:24.713	5:01.544	107.041
3	15:22.650	4:57.937	108.337
4	20:19.400	4:56.750	108.770
5	25:15.846	4:56.446	108.882
6	30:17.640	5:01.794	106.952
7	37:06.933	6:49.293	78.862
8	43:36.906	6:29.973	82.769

#### **42** 54 David MULLIGAN

SSP Behind **23.366**

Best Time **4:57.030** Best Speed **108.668** On **7** Gp **a**

Lap	Elapsed Time	Lap Time	Lap Speed
1	6:09.733	6:09.733	85.937
2	11:10.297	5:00.564	107.390
3	16:10.255	4:59.958	107.607
4	21:09.879	4:59.624	107.727
5	26:08.698	4:58.819	108.017
6	31:06.175	4:57.477	108.505
7	36:03.205	4:57.030	108.668

#### **43** 41 James McCULLAGH

SSP Behind **23.458**

Best Time **4:57.122** Best Speed **108.634** On **4** Gp **a**

Lap	Elapsed Time	Lap Time	Lap Speed
1	6:09.990	6:09.990	85.877
2	11:13.687	5:03.697	106.282
3	25:43.461	14:29.774	37.110
4	30:40.583	4:57.122	108.634
5	35:49.408	5:08.825	104.517
6	42:49.699	7:00.291	76.798

#### **44** 14 Chris PALMER

SSP Behind **23.626**

Best Time **4:57.290** Best Speed **108.573** On **4** Gp **a**

Lap	Elapsed Time	Lap Time	Lap Speed
1	5:57.916	5:57.916	88.774
2	10:59.215	5:01.299	107.128
3	15:57.626	4:58.411	108.165
4	20:54.916	4:57.290	108.573

Supersport

### Qualifying Classification

Position

#### **45** 38 Glenn WALKER

SSP Behind **24.599**

Best Time **4:58.263** Best Speed **108.219** On **4** Gp **a**

Lap	Elapsed Time	Lap Time	Lap Speed
1	6:39.795	6:39.795	79.475
2	11:46.390	5:06.595	105.278
3	16:48.655	5:02.265	106.786
4	21:46.918	4:58.263	108.219
5	26:49.124	5:02.206	106.807
6	34:21.737	7:32.613	71.314
7	39:25.180	5:03.443	106.371

#### **46** 72 Dwyer AGNEW

SSP Behind **24.603**

Best Time **4:58.267** Best Speed **108.217** On **3** Gp **a**

Lap	Elapsed Time	Lap Time	Lap Speed
1	7:40.891	7:40.891	68.940
2	12:42.711	5:01.820	106.943
3	17:40.978	4:58.267	108.217
4	22:39.813	4:58.835	108.011
5	27:41.055	5:01.242	107.148

#### **47** 56 Steve HENEGHAN

SSP Behind **24.863**

Best Time **4:58.527** Best Speed **108.123** On **7** Gp **a**

Lap	Elapsed Time	Lap Time	Lap Speed
1	7:12.300	7:12.300	73.499
2	12:19.155	5:06.855	105.188
3	17:25.020	5:05.865	105.529
4	22:27.838	5:02.818	106.591
5	27:30.001	5:02.163	106.822
6	32:29.189	4:59.188	107.884
7	37:27.716	4:58.527	108.123
8	45:27.724	8:00.008	67.244

#### **48** 36 David HEWSON

SSP Behind **25.007**

Best Time **4:58.671** Best Speed **108.071** On **6** Gp **a**

Lap	Elapsed Time	Lap Time	Lap Speed
1	7:20.949	7:20.949	72.057
2	12:30.196	5:09.247	104.375
3	20:41.515	8:11.319	65.696
4	25:47.688	5:06.173	105.423
5	34:37.328	8:49.640	60.943
6	39:35.999	4:58.671	108.071
7	46:56.279	7:20.280	73.312

# KENNEDY International NORTH WEST 200

## SUPERSPORT / SUPERSTOCK

### Qualifying Session One

Tuesday, 12 May 2009

## DETAILED RESULT

Supersport

### Qualifying Classification

Position

#### **49** 64 Paul CRANSTON

SSP Behind 25.400

Best Time **4:59.064** Best Speed **107.929** On 5 Gp a

Lap	Elapsed Time	Lap Time	Lap Speed
1	6:18.616	6:18.616	83.920
2	11:25.542	5:06.926	105.164
3	19:31.435	8:05.893	66.429
4	24:32.042	5:00.607	107.375
5	29:31.106	4:59.064	107.929
6	34:30.844	4:59.738	107.686

#### **50** 31 Paul SHOESMITH

SSP Behind 25.569

Best Time **4:59.233** Best Speed **107.868** On 5 Gp a

Lap	Elapsed Time	Lap Time	Lap Speed
1	13:20.213	13:20.213	39.706
2	18:24.779	5:04.566	105.979
3	23:29.135	5:04.356	106.052
4	28:34.343	5:05.208	105.756
5	33:33.576	4:59.233	107.868
6	38:35.065	5:01.489	107.061

#### **51** 25 Paul OWEN

SSP Behind 25.955

Best Time **4:59.619** Best Speed **107.729** On 5 Gp a

Lap	Elapsed Time	Lap Time	Lap Speed
1	7:28.466	7:28.466	70.850
2	19:24.619	11:56.153	45.071
3	24:30.200	5:05.581	105.627
4	30:18.949	5:48.749	92.553
5	35:18.568	4:59.619	107.729
6	40:21.030	5:02.462	106.716

#### **52** 94 Ian WHITLOW

SSP Behind 27.179

Best Time **5:00.843** Best Speed **107.291** On 5 Gp a

Lap	Elapsed Time	Lap Time	Lap Speed
1	7:45.993	7:45.993	68.185
2	12:59.331	5:13.338	103.012
3	18:04.437	5:05.106	105.791
4	23:06.953	5:02.516	106.697
5	28:07.796	5:00.843	107.291
6	33:32.914	5:25.118	99.280



Supersport

### Qualifying Classification

Position

#### **53** 83 Mike SKINNER

SSP Behind 28.065

Best Time **5:01.729** Best Speed **106.975** On 4 Gp a

Lap	Elapsed Time	Lap Time	Lap Speed
1	7:26.752	7:26.752	71.121
2	12:35.809	5:09.057	104.439
3	17:42.176	5:06.367	105.356
4	22:43.905	5:01.729	106.975
5	27:53.848	5:09.943	104.140
6	38:51.190	10:57.342	49.103
7	46:12.181	7:20.991	73.193

#### **54** 59 Ivan LINTIN

SSP Behind 30.398

Best Time **5:04.062** Best Speed **106.155** On 4 Gp a

Lap	Elapsed Time	Lap Time	Lap Speed
1	7:19.557	7:19.557	72.286
2	12:27.578	5:08.021	104.790
3	17:35.569	5:07.991	104.800
4	22:39.631	5:04.062	106.155
5	27:46.387	5:06.756	105.222
6	32:57.445	5:11.058	103.767

#### **55** 21 Ben WYLIE

SSP Behind 31.647

Best Time **5:05.311** Best Speed **105.720** On 4 Gp a

Lap	Elapsed Time	Lap Time	Lap Speed
1	18:33.951	18:33.951	28.523
2	25:47.262	7:13.311	74.491
3	30:57.206	5:09.944	104.140
4	36:02.517	5:05.311	105.720
5	42:09.570	6:07.053	87.937

#### **56** 81 Eric WILSON

SSP Behind 33.968

Best Time **5:07.632** Best Speed **104.923** On 5 Gp a

Lap	Elapsed Time	Lap Time	Lap Speed
1	6:58.023	6:58.023	76.009
2	12:10.824	5:12.801	103.189
3	17:24.805	5:13.981	102.801
4	22:42.044	5:17.239	101.745
5	27:49.676	5:07.632	104.923
6	33:01.326	5:11.650	103.570
7	38:10.491	5:09.165	104.403
8	45:33.564	7:23.073	72.849

# KENNEDY International NORTH WEST 200

## SUPERSPORT / SUPERSTOCK

### Qualifying Session One

Tuesday, 12 May 2009

## DETAILED RESULT

Supersport

### Qualifying Classification

Position

**57** 75 William COWDEN

SSP Behind 34.122

Best Time 5:07.786 Best Speed 104.870 On 5 Gp a

Lap	Elapsed Time	Lap Time	Lap Speed
1	7:01.895	7:01.895	75.312
2	12:17.372	5:15.477	102.314
3	17:29.849	5:12.477	103.296
4	22:37.822	5:07.973	104.807
5	27:45.608	5:07.786	104.870
6	33:22.749	5:37.141	95.739

**58** 80 Phill ARCHER

SSP Behind 34.646

Best Time 5:08.310 Best Speed 104.692 On 7 Gp a

Lap	Elapsed Time	Lap Time	Lap Speed
1	6:20.835	6:20.835	83.431
2	11:38.416	5:17.581	101.636
3	16:52.624	5:14.208	102.727
4	22:03.810	5:11.186	103.724
5	27:15.789	5:11.979	103.461
6	32:24.648	5:08.859	104.506
7	37:32.958	5:08.310	104.692
8	44:44.318	7:11.360	74.828

**59** 42 Gerard KINGHAN

SSP Behind 34.690

Best Time 5:08.354 Best Speed 104.677 On 6 Gp a

Lap	Elapsed Time	Lap Time	Lap Speed
1	8:01.580	8:01.580	65.978
2	13:20.592	5:19.012	101.180
3	18:31.973	5:11.381	103.660
4	23:44.774	5:12.801	103.189
5	32:01.884	8:17.110	64.930
6	37:10.238	5:08.354	104.677
7	44:12.250	7:02.012	76.485

**60** 33 Lorenzo RIZZARDINI

SSP Behind 35.920

Best Time 5:09.584 Best Speed 104.261 On 6 Gp a

Lap	Elapsed Time	Lap Time	Lap Speed
1	7:57.923	7:57.923	66.483
2	13:53.040	5:55.117	90.893
3	19:04.099	5:11.059	103.767
4	24:16.179	5:12.080	103.427
5	29:56.800	5:40.621	94.761
6	35:06.384	5:09.584	104.261
7	40:31.389	5:25.005	99.314

Supersport

### Qualifying Classification

Position

**61** 78 Johnny McCAY

SSP Behind 38.567

Best Time 5:12.231 Best Speed 103.377 On 4 Gp a

Lap	Elapsed Time	Lap Time	Lap Speed
1	7:45.300	7:45.300	68.286
2	13:01.248	5:15.948	102.161
3	18:18.270	5:17.022	101.815
4	23:30.501	5:12.231	103.377
5	28:43.571	5:13.070	103.100
6	38:25.993	9:42.422	55.420
7	45:55.256	7:29.263	71.846

**62** 60 Coyles WRIGHT

SSP Behind 39.537

Best Time 5:13.201 Best Speed 103.057 On 3 Gp a

Lap	Elapsed Time	Lap Time	Lap Speed
1	7:07.481	7:07.481	74.328
2	12:21.804	5:14.323	102.689
3	17:35.005	5:13.201	103.057
4	23:32.895	5:57.890	90.189

**63** 48 Mike SWANSON

SSP Behind 39.965

Best Time 5:13.629 Best Speed 102.917 On 6 Gp a

Lap	Elapsed Time	Lap Time	Lap Speed
1	7:07.304	7:07.304	74.358
2	12:32.264	5:24.960	99.328
3	17:51.918	5:19.654	100.977
4	23:11.406	5:19.488	101.029
5	28:28.140	5:16.734	101.908
6	33:41.769	5:13.629	102.917
7	39:05.656	5:23.887	99.657

**64** 76 Robert WILSON

SSP Behind 40.575

Best Time 5:14.239 Best Speed 102.717 On 4 Gp a

Lap	Elapsed Time	Lap Time	Lap Speed
1	6:42.429	6:42.429	78.955
2	12:09.785	5:27.356	98.601
3	17:33.528	5:23.743	99.701
4	22:47.767	5:14.239	102.717
5	28:10.464	5:22.697	100.024
6	37:20.115	9:09.651	58.724
7	45:34.170	8:14.055	65.332

# KENNEDY International NORTH WEST 200

## SUPERSPORT / SUPERSTOCK

### Qualifying Session One

Tuesday, 12 May 2009

## DETAILED RESULT

Supersport

### Qualifying Classification

Position

#### 65 86 Garth WOODS

SSP Behind 40.849

Best Time 5:14.513 Best Speed 102.627 On 4 Gp a

Lap	Elapsed Time	Lap Time	Lap Speed
1	8:02.312	8:02.312	65.878
2	13:22.489	5:20.177	100.812
3	18:38.299	5:15.810	102.206
4	23:52.812	5:14.513	102.627

#### 66 74 Craig GIBSON

SSP Behind 41.704

Best Time 5:15.368 Best Speed 102.349 On 5 Gp a

Lap	Elapsed Time	Lap Time	Lap Speed
1	7:00.775	7:00.775	75.512
2	12:18.210	5:17.435	101.683
3	18:08.008	5:49.798	92.275
4	23:26.779	5:18.771	101.256
5	28:42.147	5:15.368	102.349

#### 67 28 Paul GARTLAND

SSP Behind 46.860

Best Time 5:20.524 Best Speed 100.703 On 4 Gp a

Lap	Elapsed Time	Lap Time	Lap Speed
1	6:59.717	6:59.717	75.702
2	12:24.867	5:25.150	99.270
3	17:46.979	5:22.112	100.206
4	23:07.503	5:20.524	100.703
5	28:30.628	5:23.125	99.892
6	33:57.912	5:27.284	98.623

### Non Qualifiers

Position

#### 200 Michael RUTTER

SSP Behind 17.407

Best Time 4:46.885 Best Speed 112.511 On 2 Gp a

Lap	Elapsed Time	Lap Time	Lap Speed
1	15:33.791	15:33.791	34.026
2	20:20.676	4:46.885	112.511

Supersport

### Non Qualifiers

Position

#### 16 John BURROWS

SSP Behind 24.789

Best Time 4:54.267 Best Speed 109.688 On 2 Gp a

Lap	Elapsed Time	Lap Time	Lap Speed
1	33:51.507	33:51.507	15.640
2	38:45.774	4:54.267	109.688
3	45:54.402	7:08.628	75.304

#### 93 Jimmy MOORE

SSP Behind 29.137

Best Time 4:58.615 Best Speed 108.091 On 3 Gp a

Lap	Elapsed Time	Lap Time	Lap Speed
1	13:32.030	13:32.030	39.129
2	20:13.629	6:41.599	80.373
3	25:12.244	4:58.615	108.091
4	39:06.079	13:53.835	38.710
5	45:46.641	6:40.562	80.581

#### 58 Ian MACKMAN

SSP Behind 32.709

Best Time 5:02.187 Best Speed 106.813 On 2 Gp a

Lap	Elapsed Time	Lap Time	Lap Speed
1	7:13.703	7:13.703	73.261
2	12:15.890	5:02.187	106.813
3	17:44.912	5:29.022	98.102

#### 23 Andrew BRADY

SSP Behind 38.037

Best Time 5:07.515 Best Speed 104.963 On 2 Gp a

Lap	Elapsed Time	Lap Time	Lap Speed
1	6:56.282	6:56.282	76.327
2	12:03.797	5:07.515	104.963

#### 95 Daniel JANSEN

SSP Behind 41.303

Best Time 5:10.781 Best Speed 103.860 On 2 Gp a

Lap	Elapsed Time	Lap Time	Lap Speed
1	7:40.671	7:40.671	68.972
2	12:51.452	5:10.781	103.860



# KENNEDY International NORTH WEST 200

## SUPERSPORT / SUPERSTOCK

### Qualifying Session One

Tuesday, 12 May 2009

## DETAILED RESULT

Supersport



### Non Qualifiers

Position

#### 45 James REDPATH

SSP Behind **48.379**

Best Time **5:17.857** Best Speed **101.548** On **2** Gp **a**

Lap	Elapsed Time	Lap Time	Lap Speed
1	7:02.548	7:02.548	75.195
2	12:20.405	5:17.857	101.548

#### 57 Brian WYLES

SSP Behind **54.914**

Best Time **5:24.392** Best Speed **99.502** On **4** Gp **a**

Lap	Elapsed Time	Lap Time	Lap Speed
1	7:33.018	7:33.018	70.138
2	13:00.928	5:27.910	98.434
3	18:29.731	5:28.803	98.167
4	23:54.123	5:24.392	99.502
5	29:22.444	5:28.321	98.311
6	39:19.079	9:56.635	54.099
7	46:51.729	7:32.650	71.308

#### 50 David GUINEY

SSP Behind **56.587**

Best Time **5:26.065** Best Speed **98.991** On **3** Gp **a**

Lap	Elapsed Time	Lap Time	Lap Speed
1	8:14.670	8:14.670	64.232
2	13:41.598	5:26.928	98.730
3	19:07.663	5:26.065	98.991

#### 70 Sandy BERWICK

SSP Behind **1:00.976**

Best Time **5:30.454** Best Speed **97.677** On **2** Gp **a**

Lap	Elapsed Time	Lap Time	Lap Speed
1	13:29.544	13:29.544	39.249
2	18:59.998	5:30.454	97.677

#### 85 Anthony McCOLGAN

SSP Behind **1:48.795**

Best Time **6:18.273** Best Speed **85.329** On **1** Gp **a**

Lap	Elapsed Time	Lap Time	Lap Speed
1	6:18.273	6:18.273	83.996

Supersport

### Non Qualifiers

Position

#### 62 Dave WALSH

SSP Behind **2:16.975**

Best Time **6:46.453** Best Speed **79.413** On **1** Gp **a**

Lap	Elapsed Time	Lap Time	Lap Speed
1	6:46.453	6:46.453	78.173

#### 30 Maria COSTELLO

SSP Behind **2:40.333**

Best Time **7:09.811** Best Speed **75.097** On **1** Gp **a**

Lap	Elapsed Time	Lap Time	Lap Speed
1	7:09.811	7:09.811	73.925

#### 3 Alastair SEELEY

SSP Behind **6:31.184**

Best Time **11:00.662** Best Speed **48.856** On **1** Gp **a**


Lap	Elapsed Time	Lap Time	Lap Speed
1	11:00.662	11:00.662	48.094

#### 49 Conor CUMMINS

SSP Behind **14:32.820**

Best Time **19:02.298** Best Speed **28.257** On **1** Gp **a**

Lap	Elapsed Time	Lap Time	Lap Speed
1	19:02.298	19:02.298	27.816



KENNEDY

International  
North West 200®In association with  
Coca-Cola  
zeroSpeed TrapSupersport 600 / Superstock Session '1'*Supersport 600cc*

No.	Name	Lap 1	Lap 2	Lap 3	Lap 4	Lap 5	Lap 6
1	Steve PLATER			169			
2	John McGUINNESS	164	165		166		
3	Alastair SEELEY		165				
4	Ian HUTCHINSON				179		
5	Bruce ANSTEY				167		
6	Cameron DONALD	174	169				
8	Mats NILSSON		156	169	159		
9	Guy MARTIN						167
10	Ryan FARQUHAR		171	163		176	164
11	Michael DUNLOP		169				
14	Chris PALMER	159	158	162			
16	John BURROWS		162	167		180	
17	James McBRIDE	165	157				
18	Gary JOHNSON	161		155			
19	Michael PEARSON	169	159	162	159	158	
20	Keith AMOR			167			160
21	Ben WYLIE				156	153	
24	Darren BURNS			158			
25	Paul OWEN					162	
26	Dennis BOOTH		157				
28	Paul GARTLAND	160		160			
31	Paul SHOESMITH	164	165	164			
32	James McCANN			155	156		
35	Andrew NEILL	162					
36	David HEWSON		160	166		168	
38	Glenn WALKER	159	154				
39	Rob BARBER		151			154	
40	Christian ELKIN					158	
41	James McCULLAGH					162	
42	Gerard KINGHAN	151	158		159	162	
43	Mark PARRETT			175			154
47	Mark LUNNEY		167				
48	Mike SWANSON			155		165	163
50	David GUINEY		156				
51	Stephen McILVENNA		160	165	159	167	
52	Scott WATTERSON	168		164			
53	Michael WELDON			163		157	
55	Daniel KNEEN	155		169		163	
56	Steve HENEGHAN	165	160	175	160	164	
57	Brian WYLES			163			
59	Ivan LINTIN			149			
60	Coyles WRIGHT	154	159	155			
61	Alistair KIRK				166		
62	Dave WALSH	152	157				
67	Ivan SHANLEY			146			
68	Declan SWANTON				155		
70	Sandy BERWICK	148		150			
73	Stefano BONETTI		159	164	158	157	
74	Craig GIBSON	146		145			
75	William COWDEN	156	137	161			
77	Les SHAND		165	162			
78	Johnny McCAY						151
80	Phill ARCHER		163	151			
81	Eric WILSON					173	158
82	Gary ROBINSON		160		166		
84	Bjorn GUNNARSSON		160				
86	Garth WOODS	143					
87	Emlyn HUGHES		160				
93	Jimmy MOORE			161			

Supersport 600 / Superstock Session '1'

Supersport 600cc continued

<u>No.</u>	<u>Name</u>	<u>Lap 1</u>	<u>Lap 2</u>	<u>Lap 3</u>	<u>Lap 4</u>	<u>Lap 5</u>	<u>Lap 6</u>
94	Ian WHITLOW			175			
200	Michael RUTTER			165			