



TUESDAY 12th – SATURDAY 16th MAY 2009

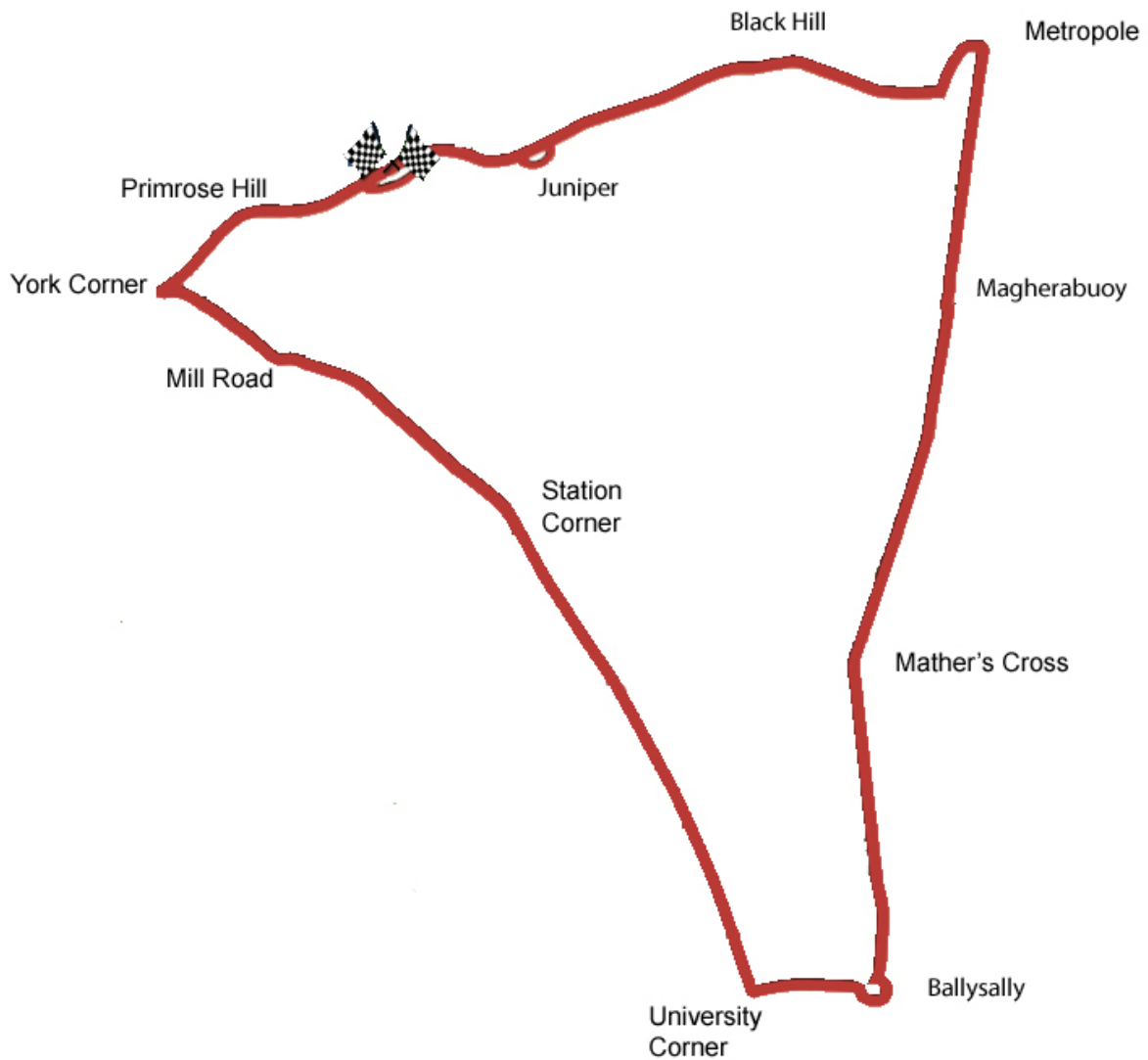
promoted by
Coleraine & District Motor Club



SUPERSTOCK RACE



The Triangle Circuit 8.966 miles



LAP RECORDS


Class	Rider	Machine	m	s	mph	Year
125cc	Robert Dunlop	Honda	5	12.909	103.153	2006
250cc	Callum Ramsay	Honda	4	43.35	113.914	1998
Supersport	Steve Plater	Yamaha	4	30.792	119.197	2008
Superstock	Guy Martin	Honda	4	24.682	121.949	2008
Superbike	Steve Plater	Honda	4	20.074	124.109	2006

KENNEDY International NORTH WEST 200

SUPERBIKE / SUPERSTOCK

Qualifying Session One

Tuesday, 12 May 2009



Superstock

Qualifying Time


5:21.705

Qualifying Speed

100.333

Pos	Class	No	Name	Machine / Sponsor	Time	Best Lap Behind	Speed	On	Total Laps	Qualifying Laps
1	STK	1	Alastair SEELEY	Suzuki - Relentless Suzuki by TAS Racing	4:28.754		120.101	7	8	7
2	STK	8	Ryan FARQUHAR	Kawasaki - Kenny Harker Racing	4:31.348	2.594	118.953	5	8	7
3	STK	59	John WALSH	Yamaha - Cafe Mokambo Ireland	4:32.304	3.550	118.535	8	8	6
4	STK	49	Conor CUMMINS	Kawasaki - McAdoo Kawasaki Racing	4:35.137	6.383	117.315	2	4	3
5	STK	19	William DUNLOP	Yamaha - CD Racing	4:37.432	8.678	116.344	4	6	6
6	STK	77	Les SHAND	Yamaha - Leeds Parcel Company	4:38.153	9.399	116.043	8	8	5
7	STK	72	Daniel KNEEN	Suzuki - Marks Bloom Racing	4:38.189	9.435	116.028	7	7	5
8	STK	10	Gary JOHNSON	Honda - Robinson Concrete/Uel Duncan	4:39.303	10.549	115.565	2	3	2
9	STK	3	Michael DUNLOP	Yamaha - Crossan Motorcycles	4:39.755	11.001	115.378	6	6	4
10	STK	18	Christian ELKIN	Honda	4:40.398	11.644	115.114	7	7	6
11	STK	17	James McBRIDE	Yamaha - Pazzo Racing	4:41.219	12.465	114.777	6	7	6
12	STK	34	Michael PEARSON	Yamaha - Carryduff Forklifts	4:42.965	14.211	114.069	7	7	4
13	STK	30	Ian MACKMAN	Suzuki - PRF Racing	4:43.493	14.739	113.857	8	8	6
14	STK	39	Robert BARBER	Suzuki	4:44.403	15.649	113.492	8	8	6
15	STK	68	Derek BRIEN	Kawasaki	4:44.536	15.782	113.439	4	7	5
16	STK	52	Stefano BONETTI	Honda	4:45.954	17.200	112.877	5	7	6
17	STK	56	Steve HENEGHAN	Honda - Quattro Plant Ltd.	4:46.436	17.682	112.687	7	8	6
18	STK	28	Andrew BRADY	Yamaha - T & M	4:47.117	18.363	112.420	3	5	3
19	STK	80	Carl RENNIE	Suzuki - W A Corless / Jackson Racing	4:48.541	19.787	111.865	5	6	4
20	STK	36	Michael SWEENEY	Yamaha - Street Sweep	4:48.597	19.843	111.843	4	6	4
21	STK	60	Russell MOUNTFORD	Yamaha - Northpoint on the Roads	4:50.075	21.321	111.273	7	7	5
22	STK	74	David HEWSON	Kawasaki - The Other Bike Shop	4:50.163	21.409	111.240	7	7	5
23	STK	78	Mark PARRETT	Yamaha - C&C Ltd	4:51.515	22.761	110.724	2	3	2
24	STK	26	Dennis BOOTH	Suzuki	4:51.819	23.065	110.608	7	7	5
25	STK	27	Andrew NEILL	Suzuki - Wrays Brothers	4:52.278	23.524	110.435	2	3	2
26	STK	14	Marc FISSETTE	Yamaha - Macau Racing Team	4:52.605	23.851	110.311	7	8	7
27	STK	47	Michael NIBLETT	Honda - Kestral Honda/KS Performance	4:53.236	24.482	110.074	6	6	4
28	STK	38	Adrian CLARK	Kawasaki - Mitchells Motorcycles	4:54.168	25.414	109.725	2	6	4
29	STK	29	Ryan McCAY	Suzuki - PRF Racing	4:55.152	26.398	109.359	6	6	3
30	STK	40	Kevin STROWGER	Suzuki - Mistral Racing Ltd.	4:55.888	27.134	109.087	7	8	7
31	STK	69	Dave WOOLAMS	Suzuki - Woollys Auto	4:55.904	27.150	109.081	6	7	6
32	STK	51	Gerard KINGHAN	Suzuki - KP Racing	4:56.069	27.315	109.021	6	7	6
33	STK	31	Paul CRANSTON	Honda - P & J Fuel Haulage	4:56.438	27.684	108.885	5	6	4
34	STK	43	Mark McPHEE	Suzuki	4:56.552	27.798	108.843	3	5	2
35	STK	46	Donald MacFADYEN	YPE Yamaha - Capital Fire & Security Alarms	4:57.522	28.768	108.488	6	7	5
36	STK	73	Tony CZYZEWSKI	Suzuki - Suresafe Racing	4:57.609	28.855	108.456	7	7	4
37	STK	24	Jimmy MOORE	Yamaha - JMF Millsport Racing	4:58.080	29.326	108.285	7	7	6
38	STK	50	Coyles WRIGHT	Suzuki	4:59.404	30.650	107.806	6	7	6
39	STK	32	Paul SHOESMITH	Yamaha - Speedfreak Ice Valley Racing	4:59.765	31.011	107.676	7	7	4
40	STK	61	Bruce BIRNIE	Suzuki	5:00.281	31.527	107.491	5	6	5
41	STK	42	Scott WATTERSON	Yamaha	5:00.329	31.575	107.474	7	7	4
42	STK	81	David PAREDES	Yamaha - Argentina Team	5:00.618	31.864	107.371	6	8	6
43	STK	20	Amaury BARATIN	Suzuki - Halfen Team of Paris	5:01.350	32.596	107.110	6	7	5
44	STK	75	Graham ENGLISH	Yamaha	5:01.448	32.694	107.075	5	6	4
45	STK	25	Ben WYLIE	Yamaha - Wylie and Holland Racing	5:05.664	36.910	105.598	3	5	4
46	STK	70	Mike SKINNER	Aprilia - Skinner Motorcycles	5:06.276	37.522	105.387	5	5	2
47	STK	64	John HILDRETH	Suzuki	5:06.514	37.760	105.305	6	7	5
48	STK	53	Fabrice MIGUET	Suzuki	5:07.493	38.739	104.970	4	5	2
49	STK	21	Emmanuel CHERON	Kawasaki - Halfen Team of Paris	5:11.113	42.359	103.749	7	8	7
50	STK	57	Garth WOODS	Suzuki - Apollo Precision/Riley Lifting	5:11.529	42.775	103.610	7	7	3

These Results are provisional and are subject to ratification by the Stewards of the Meeting.

Track	The Triangle	Signed	Organising Club	Coleraine & District Motor Club
Length(miles)	8.9660 Lap 1 (8.8260)		Qualifying Started	19:41:00.000
Weather	Sunny	Chief Timekeeper		
Track	Dry	Issued At: 15:41:28		




KENNEDY International NORTH WEST 200

SUPERBIKE / SUPERSTOCK

Qualifying Session One

Tuesday, 12 May 2009



Superstock

Qualifying Time


5:21.705

Qualifying Speed

100.333

Pos	Class	No	Name	Machine / Sponsor	Time	Best Lap Behind	Speed	On	Total Laps	Qualifying Laps
Non Qualifiers										
	STK	2	Keith AMOR	Honda - Wilson Craig Racing	4:36.016	7.263	116.941	2	2	<u>1</u>
	STK	9	Ian LOUGHER	Yamaha - Blackhorse Motorcycle Finance	4:37.134	8.380	116.469	2	2	<u>1</u>
	STK	6	Cameron DONALD	Suzuki - Relentless Suzuki by TAS Racing	4:44.674	15.919	113.384	2	2	<u>1</u>
	STK	5	Bruce ANSTEY	Suzuki - Relentless Suzuki by TAS Racing	4:46.133	17.380	112.806	2	2	<u>1</u>
	STK	71	Davy MORGAN	Yamaha - CSC Branson Racing	4:50.472	21.718	111.121	2	2	<u>1</u>
	STK	55	Brian WYLES	Suzuki - KS Performance	5:23.992	55.238	99.625	3	6	<u>0</u>
	STK	37	Paul GARTLAND	Kawasaki	5:33.138	1:04.384	96.890	4	4	<u>0</u>
	STK	45	Johnny McCAY	Suzuki	6:46.797	2:18.043	79.346	1	1	<u>0</u>
	STK	35	Toni RECHBERGER	Suzuki - MSC Rotten Egg	7:25.944	2:57.19	72.380	1	1	<u>0</u>
	STK	200	Michael RUTTER	Yamaha - JMF Millsport Racing	15:35.991	11:07.237	34.485	1	1	<u>0</u>

These Results are provisional and are subject to ratification by the Stewards of the Meeting.

Track	The Triangle	Signed		Organising Club	Coleraine & District Motor Club
Length(miles)	8.9660 Lap 1 (8.8260)		Chief Timekeeper	Qualifying Started	19:41:00.000
Weather	Sunny	Issued At:	15:41:28		
Track	Dry				



KENNEDY International NORTH WEST 200

SUPERBIKE / SUPERSTOCK

Qualifying Session One

Tuesday, 12 May 2009

DETAILED RESULT



Superstock

Qualifying Classification

Position

1 1 Alastair SEELEY

STK Behind

Best Time **4:28.754** Best Speed **120.101** On **7** Gp **a**

Lap	Elapsed Time	Lap Time	Lap Speed
1	4:57.625	4:57.625	106.757
2	9:34.053	4:36.428	116.767
3	14:08.676	4:34.623	117.534
4	18:40.134	4:31.458	118.905
5	23:19.365	4:39.231	115.595
6	34:45.195	11:25.830	47.064
7	39:13.949	4:28.754	120.101
8	43:57.491	4:43.542	113.837

3 9 Alastair SEELEY

STK Behind **3.383**

Best Time **4:28.754** Best Speed **120.101** On **7** Gp **a**

Lap	Elapsed Time	Lap Time	Lap Speed
1	4:57.625	4:57.625	106.757
2	9:34.053	4:36.428	116.767
3	14:08.676	4:34.623	117.534
4	18:40.134	4:31.458	118.905
5	23:19.365	4:39.231	115.595
6	34:45.195	11:25.830	47.064
7	39:13.949	4:28.754	120.101
8	43:57.491	4:43.542	113.837

2 8 Ryan FARQUHAR

STK Behind **2.594**

Best Time **4:31.348** Best Speed **118.953** On **5** Gp **a**

Lap	Elapsed Time	Lap Time	Lap Speed
1	5:06.731	5:06.731	103.588
2	9:40.825	4:34.094	117.761
3	14:12.888	4:32.063	118.640
4	18:47.815	4:34.927	117.404
5	23:19.163	4:31.348	118.953
6	28:03.163	4:44.000	113.654
7	36:12.746	8:09.583	65.929
8	40:56.529	4:43.783	113.740

Superstock

Qualifying Classification

Position

8 7 Ryan FARQUHAR

STK Behind **5.977**

Best Time **4:31.348** Best Speed **118.953** On **5** Gp **a**

Lap	Elapsed Time	Lap Time	Lap Speed
1	5:06.731	5:06.731	103.588
2	9:40.825	4:34.094	117.761
3	14:12.888	4:32.063	118.640
4	18:47.815	4:34.927	117.404
5	23:19.163	4:31.348	118.953
6	28:03.163	4:44.000	113.654
7	36:12.746	8:09.583	65.929
8	40:56.529	4:43.783	113.740

11 61 John WALSH

STK Behind **6.933**

Best Time **4:32.304** Best Speed **118.535** On **8** Gp **a**

Lap	Elapsed Time	Lap Time	Lap Speed
1	6:10.272	6:10.272	85.812
2	10:55.922	4:45.650	112.997
3	15:40.113	4:44.191	113.577
4	20:16.398	4:36.285	116.827
5	25:01.712	4:45.314	113.130
6	33:28.662	8:26.950	63.670
7	38:05.833	4:37.171	116.454
8	42:38.137	4:32.304	118.535

3 59 John WALSH

STK Behind **3.550**

Best Time **4:32.304** Best Speed **118.535** On **8** Gp **a**

Lap	Elapsed Time	Lap Time	Lap Speed
1	6:10.272	6:10.272	85.812
2	10:55.922	4:45.650	112.997
3	15:40.113	4:44.191	113.577
4	20:16.398	4:36.285	116.827
5	25:01.712	4:45.314	113.130
6	33:28.662	8:26.950	63.670
7	38:05.833	4:37.171	116.454
8	42:38.137	4:32.304	118.535

4 49 Conor CUMMINS

STK Behind **6.383**

Best Time **4:35.137** Best Speed **117.315** On **2** Gp **a**

Lap	Elapsed Time	Lap Time	Lap Speed
1	29:25.119	29:25.119	18.001
2	34:00.256	4:35.137	117.315
3	38:36.342	4:36.086	116.911
4	43:14.545	4:38.203	116.022

KENNEDY International NORTH WEST 200


SUPERBIKE / SUPERSTOCK

Qualifying Session One

Tuesday, 12 May 2009

DETAILED RESULT

Superstock



Qualifying Classification

Position

5 19 William DUNLOP

STK Behind **8.678**

Best Time **4:37.432** Best Speed **116.344** On **4** Gp **a**

Lap	Elapsed Time	Lap Time	Lap Speed
1	5:20.000	5:20.000	99.293
2	10:02.920	4:42.920	114.087
3	14:42.483	4:39.563	115.457
4	19:19.915	4:37.432	116.344
5	23:57.986	4:38.071	116.077
6	28:37.275	4:39.289	115.571

17 18 Les SHAND

STK Behind **12.782**

Best Time **4:38.153** Best Speed **116.043** On **8** Gp **a**

Lap	Elapsed Time	Lap Time	Lap Speed
1	6:05.403	6:05.403	86.955
2	11:48.078	5:42.675	94.193
3	19:49.746	8:01.668	67.012
4	24:31.500	4:41.754	114.560
5	29:14.018	4:42.518	114.250
6	33:54.383	4:40.365	115.127
7	38:34.771	4:40.388	115.118
8	43:12.924	4:38.153	116.043

6 77 Les SHAND

STK Behind **9.399**

Best Time **4:38.153** Best Speed **116.043** On **8** Gp **a**

Lap	Elapsed Time	Lap Time	Lap Speed
1	6:05.403	6:05.403	86.955
2	11:48.078	5:42.675	94.193
3	19:49.746	8:01.668	67.012
4	24:31.500	4:41.754	114.560
5	29:14.018	4:42.518	114.250
6	33:54.383	4:40.365	115.127
7	38:34.771	4:40.388	115.118
8	43:12.924	4:38.153	116.043

7 72 Daniel KNEEN

STK Behind **9.435**

Best Time **4:38.189** Best Speed **116.028** On **7** Gp **a**

Lap	Elapsed Time	Lap Time	Lap Speed
1	5:37.159	5:37.159	94.239
2	10:23.935	4:46.776	112.553
3	15:09.979	4:46.044	112.841
4	19:54.189	4:44.210	113.570
5	24:41.719	4:47.530	112.258
6	37:51.008	13:09.289	40.895
7	42:29.197	4:38.189	116.028

Superstock

Qualifying Classification

Position

8 10 Gary JOHNSON

STK Behind **10.549**

Best Time **4:39.303** Best Speed **115.565** On **2** Gp **a**

Lap	Elapsed Time	Lap Time	Lap Speed
1	12:20.653	12:20.653	42.899
2	16:59.956	4:39.303	115.565
3	21:40.360	4:40.404	115.111

9 3 Michael DUNLOP

STK Behind **11.001**

Best Time **4:39.755** Best Speed **115.378** On **6** Gp **a**

Lap	Elapsed Time	Lap Time	Lap Speed
1	5:24.370	5:24.370	97.955
2	19:01.573	13:37.203	39.498
3	23:44.377	4:42.804	114.134
4	28:27.345	4:42.968	114.068
5	33:12.888	4:45.543	113.039
6	37:52.643	4:39.755	115.378

10 18 Christian ELKIN

STK Behind **11.644**

Best Time **4:40.398** Best Speed **115.114** On **7** Gp **a**

Lap	Elapsed Time	Lap Time	Lap Speed
1	5:51.812	5:51.812	90.314
2	10:40.460	4:48.648	111.823
3	15:27.352	4:46.892	112.508
4	20:15.904	4:48.552	111.861
5	25:03.745	4:47.841	112.137
6	29:52.067	4:48.322	111.950
7	34:32.465	4:40.398	115.114

11 17 James McBRIDE

STK Behind **12.465**

Best Time **4:41.219** Best Speed **114.777** On **6** Gp **a**

Lap	Elapsed Time	Lap Time	Lap Speed
1	5:31.541	5:31.541	95.836
2	10:19.956	4:48.415	111.914
3	15:04.814	4:44.858	113.311
4	19:48.681	4:43.867	113.707
5	24:31.905	4:43.224	113.965
6	29:13.124	4:41.219	114.777
7	33:55.027	4:41.903	114.499

KENNEDY International NORTH WEST 200

SUPERBIKE / SUPERSTOCK

Qualifying Session One

Tuesday, 12 May 2009

DETAILED RESULT

Superstock



Qualifying Classification

Position

20 20 James McBRIDE

STK Behind 15.848

Best Time 4:41.219 Best Speed 114.777 On 6 Gp a

Lap	Elapsed Time	Lap Time	Lap Speed
1	5:31.541	5:31.541	95.836
2	10:19.956	4:48.415	111.914
3	15:04.814	4:44.858	113.311
4	19:48.681	4:43.867	113.707
5	24:31.905	4:43.224	113.965
6	29:13.124	4:41.219	114.777
7	33:55.027	4:41.903	114.499

12 34 Michael PEARSON

STK Behind 14.211

Best Time 4:42.965 Best Speed 114.069 On 7 Gp a

Lap	Elapsed Time	Lap Time	Lap Speed
1	5:29.989	5:29.989	96.287
2	10:21.485	4:51.496	110.731
3	21:56.083	11:34.598	46.469
4	26:42.411	4:46.328	112.729
5	31:31.644	4:49.233	111.597
6	39:36.751	8:05.107	66.537
7	44:19.716	4:42.965	114.069

13 30 Ian MACKMAN

STK Behind 14.739

Best Time 4:43.493 Best Speed 113.857 On 8 Gp a

Lap	Elapsed Time	Lap Time	Lap Speed
1	6:20.329	6:20.329	83.542
2	11:14.678	4:54.349	109.658
3	16:08.111	4:53.433	110.000
4	20:54.876	4:46.765	112.558
5	25:39.999	4:45.123	113.206
6	30:31.033	4:51.034	110.907
7	37:51.693	7:20.660	73.248
8	42:35.186	4:43.493	113.857

24 30 Ian MACKMAN

STK Behind 18.122

Best Time 4:43.493 Best Speed 113.857 On 8 Gp a

Lap	Elapsed Time	Lap Time	Lap Speed
1	6:20.329	6:20.329	83.542
2	11:14.678	4:54.349	109.658
3	16:08.111	4:53.433	110.000
4	20:54.876	4:46.765	112.558
5	25:39.999	4:45.123	113.206
6	30:31.033	4:51.034	110.907
7	37:51.693	7:20.660	73.248
8	42:35.186	4:43.493	113.857

Superstock

Qualifying Classification

Position

14 39 Robert BARBER

STK Behind 15.649

Best Time 4:44.403 Best Speed 113.492 On 8 Gp a

Lap	Elapsed Time	Lap Time	Lap Speed
1	6:05.770	6:05.770	86.868
2	11:00.987	4:55.217	109.335
3	15:48.297	4:47.310	112.344
4	20:36.293	4:47.996	112.077
5	25:21.822	4:45.529	113.045
6	30:22.999	5:01.177	107.172
7	36:34.216	6:11.217	86.951
8	41:18.619	4:44.403	113.492

25 60 Robert BARBER

STK Behind 19.032

Best Time 4:44.403 Best Speed 113.492 On 8 Gp a

Lap	Elapsed Time	Lap Time	Lap Speed
1	6:05.770	6:05.770	86.868
2	11:00.987	4:55.217	109.335
3	15:48.297	4:47.310	112.344
4	20:36.293	4:47.996	112.077
5	25:21.822	4:45.529	113.045
6	30:22.999	5:01.177	107.172
7	36:34.216	6:11.217	86.951
8	41:18.619	4:44.403	113.492

15 68 Derek BRIEN

STK Behind 15.782

Best Time 4:44.536 Best Speed 113.439 On 4 Gp a

Lap	Elapsed Time	Lap Time	Lap Speed
1	6:47.597	6:47.597	77.953
2	11:44.696	4:57.099	108.643
3	16:31.904	4:47.208	112.384
4	21:16.440	4:44.536	113.439
5	26:01.976	4:45.536	113.042
6	30:50.209	4:48.233	111.984
7	37:58.571	7:08.362	75.351

26 47 Derek BRIEN

STK Behind 19.165

Best Time 4:44.536 Best Speed 113.439 On 4 Gp a

Lap	Elapsed Time	Lap Time	Lap Speed
1	6:47.597	6:47.597	77.953
2	11:44.696	4:57.099	108.643
3	16:31.904	4:47.208	112.384
4	21:16.440	4:44.536	113.439
5	26:01.976	4:45.536	113.042
6	30:50.209	4:48.233	111.984
7	37:58.571	7:08.362	75.351



KENNEDY International NORTH WEST 200


SUPERBIKE / SUPERSTOCK

Qualifying Session One

Tuesday, 12 May 2009

DETAILED RESULT

Superstock



Qualifying Classification

Position

16 **52 Stefano BONETTI**

STK Behind **17.200**

Best Time **4:45.954** Best Speed **112.877** On **5** Gp **a**

Lap	Elapsed Time	Lap Time	Lap Speed
1	6:13.748	6:13.748	85.013
2	11:03.368	4:49.620	111.448
3	15:55.259	4:51.891	110.581
4	20:43.281	4:48.022	112.066
5	25:29.235	4:45.954	112.877
6	30:17.730	4:48.495	111.883
7	35:14.994	4:57.264	108.582

17 **56 Steve HENEGHAN**

STK Behind **17.682**

Best Time **4:46.436** Best Speed **112.687** On **7** Gp **a**

Lap	Elapsed Time	Lap Time	Lap Speed
1	6:45.621	6:45.621	78.333
2	11:41.653	4:56.032	109.034
3	16:38.916	4:57.263	108.583
4	21:31.542	4:52.626	110.303
5	26:23.847	4:52.305	110.424
6	34:23.822	7:59.975	67.249
7	39:10.258	4:46.436	112.687
8	44:01.437	4:51.179	110.851

27 **56 Steve HENEGHAN**

STK Behind **21.065**

Best Time **4:46.436** Best Speed **112.687** On **7** Gp **a**

Lap	Elapsed Time	Lap Time	Lap Speed
1	6:45.621	6:45.621	78.333
2	11:41.653	4:56.032	109.034
3	16:38.916	4:57.263	108.583
4	21:31.542	4:52.626	110.303
5	26:23.847	4:52.305	110.424
6	34:23.822	7:59.975	67.249
7	39:10.258	4:46.436	112.687
8	44:01.437	4:51.179	110.851

18 **28 Andrew BRADY**

STK Behind **18.363**

Best Time **4:47.117** Best Speed **112.420** On **3** Gp **a**

Lap	Elapsed Time	Lap Time	Lap Speed
1	6:00.793	6:00.793	88.066
2	10:52.454	4:51.661	110.668
3	15:39.571	4:47.117	112.420
4	35:47.748	20:08.177	26.716
5	40:34.885	4:47.137	112.412

Superstock

Qualifying Classification

Position

29 **23 Andrew BRADY**

STK Behind **21.746**

Best Time **4:47.117** Best Speed **112.420** On **3** Gp **a**

Lap	Elapsed Time	Lap Time	Lap Speed
1	6:00.793	6:00.793	88.066
2	10:52.454	4:51.661	110.668
3	15:39.571	4:47.117	112.420
4	35:47.748	20:08.177	26.716
5	40:34.885	4:47.137	112.412

19 **80 Carl RENNIE**

STK Behind **19.787**

Best Time **4:48.541** Best Speed **111.865** On **5** Gp **a**

Lap	Elapsed Time	Lap Time	Lap Speed
1	6:25.083	6:25.083	82.511
2	12:59.210	6:34.127	81.896
3	17:49.519	4:50.309	111.184
4	22:44.241	4:54.722	109.519
5	27:32.782	4:48.541	111.865
6	32:21.761	4:48.979	111.695

31 **68 Carl RENNIE**

STK Behind **23.170**

Best Time **4:48.541** Best Speed **111.865** On **5** Gp **a**

Lap	Elapsed Time	Lap Time	Lap Speed
1	6:25.083	6:25.083	82.511
2	12:59.210	6:34.127	81.896
3	17:49.519	4:50.309	111.184
4	22:44.241	4:54.722	109.519
5	27:32.782	4:48.541	111.865
6	32:21.761	4:48.979	111.695

20 **36 Michael SWEENEY**

STK Behind **19.843**

Best Time **4:48.597** Best Speed **111.843** On **4** Gp **a**

Lap	Elapsed Time	Lap Time	Lap Speed
1	5:43.803	5:43.803	92.418
2	10:38.077	4:54.274	109.686
3	15:29.668	4:51.591	110.695
4	20:18.265	4:48.597	111.843
5	25:13.467	4:55.202	109.341
6	37:12.001	11:58.534	44.921

KENNEDY International NORTH WEST 200


SUPERBIKE / SUPERSTOCK

Qualifying Session One

Tuesday, 12 May 2009

DETAILED RESULT

Superstock



Qualifying Classification

Position

21 **60 Russell MOUNTFORD**

STK Behind **21.321**

Best Time **4:50.075** Best Speed **111.273** On **7** Gp **a**

Lap	Elapsed Time	Lap Time	Lap Speed
1	6:21.907	6:21.907	83.197
2	11:18.082	4:56.175	108.982
3	16:13.650	4:55.568	109.205
4	21:06.259	4:52.609	110.310
5	25:59.007	4:52.748	110.257
6	37:40.805	11:41.798	45.993
7	42:30.880	4:50.075	111.273

33 **74 Russell MOUNTFORD**

STK Behind **24.704**

Best Time **4:50.075** Best Speed **111.273** On **7** Gp **a**

Lap	Elapsed Time	Lap Time	Lap Speed
1	6:21.907	6:21.907	83.197
2	11:18.082	4:56.175	108.982
3	16:13.650	4:55.568	109.205
4	21:06.259	4:52.609	110.310
5	25:59.007	4:52.748	110.257
6	37:40.805	11:41.798	45.993
7	42:30.880	4:50.075	111.273

22 **74 David HEWSON**

STK Behind **21.409**

Best Time **4:50.163** Best Speed **111.240** On **7** Gp **a**

Lap	Elapsed Time	Lap Time	Lap Speed
1	7:01.976	7:01.976	75.297
2	12:14.184	5:12.208	103.385
3	17:18.505	5:04.321	106.064
4	26:14.490	8:55.985	60.221
5	31:06.709	4:52.219	110.457
6	35:57.906	4:51.197	110.845
7	40:48.069	4:50.163	111.240

34 **54 David HEWSON**

STK Behind **24.792**

Best Time **4:50.163** Best Speed **111.240** On **7** Gp **a**

Lap	Elapsed Time	Lap Time	Lap Speed
1	7:01.976	7:01.976	75.297
2	12:14.184	5:12.208	103.385
3	17:18.505	5:04.321	106.064
4	26:14.490	8:55.985	60.221
5	31:06.709	4:52.219	110.457
6	35:57.906	4:51.197	110.845
7	40:48.069	4:50.163	111.240

Superstock

Qualifying Classification

Position

23 **78 Mark PARRETT**

STK Behind **22.761**

Best Time **4:51.515** Best Speed **110.724** On **2** Gp **a**

Lap	Elapsed Time	Lap Time	Lap Speed
1	32:38.457	32:38.457	16.224
2	37:29.972	4:51.515	110.724
3	42:22.617	4:52.645	110.296

24 **26 Dennis BOOTH**

STK Behind **23.065**

Best Time **4:51.819** Best Speed **110.608** On **7** Gp **a**

Lap	Elapsed Time	Lap Time	Lap Speed
1	6:21.667	6:21.667	83.250
2	11:20.309	4:58.642	108.081
3	16:15.788	4:55.479	109.238
4	21:11.188	4:55.400	109.267
5	26:08.328	4:57.140	108.628
6	33:53.572	7:45.244	69.378
7	38:45.391	4:51.819	110.608

25 **27 Andrew NEILL**

STK Behind **23.524**

Best Time **4:52.278** Best Speed **110.435** On **2** Gp **a**

Lap	Elapsed Time	Lap Time	Lap Speed
1	6:21.466	6:21.466	83.293
2	11:13.744	4:52.278	110.435
3	16:26.293	5:12.549	103.272

26 **14 Marc FISSETTE**

STK Behind **23.851**

Best Time **4:52.605** Best Speed **110.311** On **7** Gp **a**

Lap	Elapsed Time	Lap Time	Lap Speed
1	7:17.524	7:17.524	72.621
2	12:30.415	5:12.891	103.159
3	17:32.074	5:01.659	107.000
4	22:45.072	5:12.998	103.124
5	27:49.786	5:04.714	105.928
6	32:45.023	4:55.237	109.328
7	37:37.628	4:52.605	110.311
8	42:32.259	4:54.631	109.553

KENNEDY International NORTH WEST 200

SUPERBIKE / SUPERSTOCK

Qualifying Session One

Tuesday, 12 May 2009

DETAILED RESULT

Superstock



Qualifying Classification

Position

37 **22 Marc FISSETTE**

STK Behind **27.234**

Best Time **4:52.605** Best Speed **110.311** On **7** Gp **a**

Lap	Elapsed Time	Lap Time	Lap Speed
1	7:17.524	7:17.524	72.621
2	12:30.415	5:12.891	103.159
3	17:32.074	5:01.659	107.000
4	22:45.072	5:12.998	103.124
5	27:49.786	5:04.714	105.928
6	32:45.023	4:55.237	109.328
7	37:37.628	4:52.605	110.311
8	42:32.259	4:54.631	109.553

27 **47 Michael NIBLETT**

STK Behind **24.482**

Best Time **4:53.236** Best Speed **110.074** On **6** Gp **a**

Lap	Elapsed Time	Lap Time	Lap Speed
1	6:54.342	6:54.342	76.684
2	11:55.851	5:01.509	107.054
3	16:51.746	4:55.895	109.085
4	21:53.874	5:02.128	106.834
5	34:22.418	12:28.544	43.121
6	39:15.654	4:53.236	110.074

39 **42 Michael NIBLETT**

STK Behind **27.865**

Best Time **4:53.236** Best Speed **110.074** On **6** Gp **a**

Lap	Elapsed Time	Lap Time	Lap Speed
1	6:54.342	6:54.342	76.684
2	11:55.851	5:01.509	107.054
3	16:51.746	4:55.895	109.085
4	21:53.874	5:02.128	106.834
5	34:22.418	12:28.544	43.121
6	39:15.654	4:53.236	110.074

28 **38 Adrian CLARK**

STK Behind **25.414**

Best Time **4:54.168** Best Speed **109.725** On **2** Gp **a**

Lap	Elapsed Time	Lap Time	Lap Speed
1	6:19.059	6:19.059	83.822
2	11:13.227	4:54.168	109.725
3	16:09.666	4:56.439	108.884
4	21:09.492	4:59.826	107.654
5	26:22.078	5:12.586	103.260
6	39:51.760	13:29.682	39.865

Superstock

Qualifying Classification

Position

41 **58 Adrian CLARK**

STK Behind **28.797**

Best Time **4:54.168** Best Speed **109.725** On **2** Gp **a**

Lap	Elapsed Time	Lap Time	Lap Speed
1	6:19.059	6:19.059	83.822
2	11:13.227	4:54.168	109.725
3	16:09.666	4:56.439	108.884
4	21:09.492	4:59.826	107.654
5	26:22.078	5:12.586	103.260
6	39:51.760	13:29.682	39.865

29 **29 Ryan McCAY**

STK Behind **26.398**

Best Time **4:55.152** Best Speed **109.359** On **6** Gp **a**

Lap	Elapsed Time	Lap Time	Lap Speed
1	6:22.008	6:22.008	83.175
2	17:57.752	11:35.744	46.393
3	23:01.596	5:03.844	106.231
4	28:09.082	5:07.486	104.973
5	37:25.482	9:16.400	58.012
6	42:20.634	4:55.152	109.359

42 **29 Ryan McCAY**

STK Behind **29.781**

Best Time **4:55.152** Best Speed **109.359** On **6** Gp **a**

Lap	Elapsed Time	Lap Time	Lap Speed
1	6:22.008	6:22.008	83.175
2	17:57.752	11:35.744	46.393
3	23:01.596	5:03.844	106.231
4	28:09.082	5:07.486	104.973
5	37:25.482	9:16.400	58.012
6	42:20.634	4:55.152	109.359

30 **40 Kevin STROWGER**

STK Behind **27.134**

Best Time **4:55.888** Best Speed **109.087** On **7** Gp **a**

Lap	Elapsed Time	Lap Time	Lap Speed
1	7:17.836	7:17.836	72.570
2	12:23.501	5:05.665	105.598
3	17:27.008	5:03.507	106.349
4	22:30.468	5:03.460	106.365
5	27:27.606	4:57.138	108.628
6	32:23.544	4:55.938	109.069
7	37:19.432	4:55.888	109.087
8	42:16.412	4:56.980	108.686



KENNEDY International NORTH WEST 200

SUPERBIKE / SUPERSTOCK

Qualifying Session One

Tuesday, 12 May 2009

DETAILED RESULT



Superstock

Qualifying Classification

Position

43 50 Kevin STROWGER

STK Behind 30.517

Best Time 4:55.888 Best Speed 109.087 On 7 Gp a

Lap	Elapsed Time	Lap Time	Lap Speed
1	7:17.836	7:17.836	72.570
2	12:23.501	5:05.665	105.598
3	17:27.008	5:03.507	106.349
4	22:30.468	5:03.460	106.365
5	27:27.606	4:57.138	108.628
6	32:23.544	4:55.938	109.069
7	37:19.432	4:55.888	109.087
8	42:16.412	4:56.980	108.686

31 69 Dave WOOLAMS

STK Behind 27.150

Best Time 4:55.904 Best Speed 109.081 On 6 Gp a

Lap	Elapsed Time	Lap Time	Lap Speed
1	7:06.820	7:06.820	74.443
2	12:21.177	5:14.357	102.678
3	17:26.070	5:04.893	105.865
4	22:27.296	5:01.226	107.154
5	27:23.646	4:56.350	108.917
6	32:19.550	4:55.904	109.081
7	37:19.100	4:59.550	107.754

44 44 Dave WOOLAMS

STK Behind 30.533

Best Time 4:55.904 Best Speed 109.081 On 6 Gp a

Lap	Elapsed Time	Lap Time	Lap Speed
1	7:06.820	7:06.820	74.443
2	12:21.177	5:14.357	102.678
3	17:26.070	5:04.893	105.865
4	22:27.296	5:01.226	107.154
5	27:23.646	4:56.350	108.917
6	32:19.550	4:55.904	109.081
7	37:19.100	4:59.550	107.754

32 51 Gerard KINGHAN

STK Behind 27.315

Best Time 4:56.069 Best Speed 109.021 On 6 Gp a

Lap	Elapsed Time	Lap Time	Lap Speed
1	7:02.544	7:02.544	75.196
2	12:15.482	5:12.938	103.144
3	17:22.332	5:06.850	105.190
4	22:23.543	5:01.211	107.159
5	27:24.489	5:00.946	107.254
6	32:20.558	4:56.069	109.021
7	37:18.140	4:57.582	108.466

Superstock

Qualifying Classification

Position

33 31 Paul CRANSTON

STK Behind 27.684

Best Time 4:56.438 Best Speed 108.885 On 5 Gp a

Lap	Elapsed Time	Lap Time	Lap Speed
1	7:20.456	7:20.456	72.138
2	21:52.767	14:32.311	37.002
3	26:54.157	5:01.390	107.096
4	31:55.418	5:01.261	107.142
5	36:51.856	4:56.438	108.885
6	41:52.657	5:00.801	107.305

46 32 Paul CRANSTON

STK Behind 31.067

Best Time 4:56.438 Best Speed 108.885 On 5 Gp a

Lap	Elapsed Time	Lap Time	Lap Speed
1	7:20.456	7:20.456	72.138
2	21:52.767	14:32.311	37.002
3	26:54.157	5:01.390	107.096
4	31:55.418	5:01.261	107.142
5	36:51.856	4:56.438	108.885
6	41:52.657	5:00.801	107.305

34 43 Mark McPHEE

STK Behind 27.798

Best Time 4:56.552 Best Speed 108.843 On 3 Gp a

Lap	Elapsed Time	Lap Time	Lap Speed
1	7:27.634	7:27.634	70.981
2	23:37.289	16:09.655	33.288
3	28:33.841	4:56.552	108.843
4	33:30.896	4:57.055	108.659
5	43:11.633	9:40.737	55.580

47 46 Mark McPHEE

STK Behind 31.181

Best Time 4:56.552 Best Speed 108.843 On 3 Gp a

Lap	Elapsed Time	Lap Time	Lap Speed
1	7:27.634	7:27.634	70.981
2	23:37.289	16:09.655	33.288
3	28:33.841	4:56.552	108.843
4	33:30.896	4:57.055	108.659
5	43:11.633	9:40.737	55.580

KENNEDY International NORTH WEST 200

SUPERBIKE / SUPERSTOCK

Qualifying Session One

Tuesday, 12 May 2009

DETAILED RESULT



Superstock

Qualifying Classification

Position

35 46 Donald MacFADYEN

STK Behind 28.768

Best Time 4:57.522 Best Speed 108.488 On 6 Gp a

Lap	Elapsed Time	Lap Time	Lap Speed
1	6:11.575	6:11.575	85.511
2	11:12.036	5:00.461	107.427
3	16:14.319	5:02.283	106.779
4	21:20.619	5:06.300	105.379
5	33:58.572	12:37.953	42.585
6	38:56.094	4:57.522	108.488
7	43:56.105	5:00.011	107.588

49 41 Donald MacFADYEN

STK Behind 32.151

Best Time 4:57.522 Best Speed 108.488 On 6 Gp a

Lap	Elapsed Time	Lap Time	Lap Speed
1	6:11.575	6:11.575	85.511
2	11:12.036	5:00.461	107.427
3	16:14.319	5:02.283	106.779
4	21:20.619	5:06.300	105.379
5	33:58.572	12:37.953	42.585
6	38:56.094	4:57.522	108.488
7	43:56.105	5:00.011	107.588

36 73 Tony CZYZEWSKI

STK Behind 28.855

Best Time 4:57.609 Best Speed 108.456 On 7 Gp a

Lap	Elapsed Time	Lap Time	Lap Speed
1	6:48.020	6:48.020	77.873
2	11:56.848	5:08.828	104.516
3	17:02.802	5:05.954	105.498
4	22:02.161	4:59.359	107.822
5	27:46.110	5:43.949	93.844
6	39:02.623	11:16.513	47.712
7	44:00.232	4:57.609	108.456

50 64 Tony CZYZEWSKI

STK Behind 32.238

Best Time 4:57.609 Best Speed 108.456 On 7 Gp a

Lap	Elapsed Time	Lap Time	Lap Speed
1	6:48.020	6:48.020	77.873
2	11:56.848	5:08.828	104.516
3	17:02.802	5:05.954	105.498
4	22:02.161	4:59.359	107.822
5	27:46.110	5:43.949	93.844
6	39:02.623	11:16.513	47.712
7	44:00.232	4:57.609	108.456

Superstock

Qualifying Classification

Position

37 24 Jimmy MOORE

STK Behind 29.326

Best Time 4:58.080 Best Speed 108.285 On 7 Gp a

Lap	Elapsed Time	Lap Time	Lap Speed
1	5:48.077	5:48.077	91.283
2	10:58.643	5:10.566	103.932
3	16:03.216	5:04.573	105.977
4	21:04.290	5:01.074	107.208
5	26:03.786	4:59.496	107.773
6	31:02.542	4:58.756	108.040
7	36:00.622	4:58.080	108.285

51 12 Jimmy MOORE

STK Behind 32.709

Best Time 4:58.080 Best Speed 108.285 On 7 Gp a

Lap	Elapsed Time	Lap Time	Lap Speed
1	5:48.077	5:48.077	91.283
2	10:58.643	5:10.566	103.932
3	16:03.216	5:04.573	105.977
4	21:04.290	5:01.074	107.208
5	26:03.786	4:59.496	107.773
6	31:02.542	4:58.756	108.040
7	36:00.622	4:58.080	108.285

38 50 Coyles WRIGHT

STK Behind 30.650

Best Time 4:59.404 Best Speed 107.806 On 6 Gp a

Lap	Elapsed Time	Lap Time	Lap Speed
1	7:06.519	7:06.519	74.495
2	12:22.873	5:16.354	102.030
3	17:27.571	5:04.698	105.933
4	22:32.433	5:04.862	105.876
5	27:32.635	5:00.202	107.520
6	32:32.039	4:59.404	107.806
7	37:41.520	5:09.481	104.296

39 32 Paul SHOESMITH

STK Behind 31.011

Best Time 4:59.765 Best Speed 107.676 On 7 Gp a

Lap	Elapsed Time	Lap Time	Lap Speed
1	7:07.250	7:07.250	74.368
2	12:23.143	5:15.893	102.179
3	17:26.717	5:03.574	106.325
4	22:27.893	5:01.176	107.172
5	28:53.132	6:25.239	83.786
6	38:30.561	9:37.429	55.899
7	43:30.326	4:59.765	107.676

KENNEDY International NORTH WEST 200

SUPERBIKE / SUPERSTOCK

Qualifying Session One

Tuesday, 12 May 2009

DETAILED RESULT



Superstock

Qualifying Classification

Position

52 **52 Paul SHOESMITH**

STK Behind **34.394**

Best Time **4:59.765** Best Speed **107.676** On **7** Gp **a**

Lap	Elapsed Time	Lap Time	Lap Speed
1	7:07.250	7:07.250	74.368
2	12:23.143	5:15.893	102.179
3	17:26.717	5:03.574	106.325
4	22:27.893	5:01.176	107.172
5	28:53.132	6:25.239	83.786
6	38:30.561	9:37.429	55.899
7	43:30.326	4:59.765	107.676

40 **61 Bruce BIRNIE**

STK Behind **31.527**

Best Time **5:00.281** Best Speed **107.491** On **5** Gp **a**

Lap	Elapsed Time	Lap Time	Lap Speed
1	7:04.984	7:04.984	74.764
2	12:20.071	5:15.087	102.440
3	17:26.405	5:06.334	105.367
4	22:31.719	5:05.314	105.719
5	27:32.000	5:00.281	107.491
6	32:39.179	5:07.179	105.077

53 **45 Bruce BIRNIE**

STK Behind **34.910**

Best Time **5:00.281** Best Speed **107.491** On **5** Gp **a**

Lap	Elapsed Time	Lap Time	Lap Speed
1	7:04.984	7:04.984	74.764
2	12:20.071	5:15.087	102.440
3	17:26.405	5:06.334	105.367
4	22:31.719	5:05.314	105.719
5	27:32.000	5:00.281	107.491
6	32:39.179	5:07.179	105.077

41 **42 Scott WATTERSON**

STK Behind **31.575**

Best Time **5:00.329** Best Speed **107.474** On **7** Gp **a**

Lap	Elapsed Time	Lap Time	Lap Speed
1	6:49.724	6:49.724	77.549
2	12:06.933	5:17.209	101.755
3	17:20.375	5:13.442	102.978
4	22:31.328	5:10.953	103.802
5	28:06.294	5:34.966	96.361
6	39:07.312	11:01.018	48.830
7	44:07.641	5:00.329	107.474

Superstock

Qualifying Classification

Position

54 **57 Scott WATTERSON**

STK Behind **34.958**

Best Time **5:00.329** Best Speed **107.474** On **7** Gp **a**

Lap	Elapsed Time	Lap Time	Lap Speed
1	6:49.724	6:49.724	77.549
2	12:06.933	5:17.209	101.755
3	17:20.375	5:13.442	102.978
4	22:31.328	5:10.953	103.802
5	28:06.294	5:34.966	96.361
6	39:07.312	11:01.018	48.830
7	44:07.641	5:00.329	107.474

42 **81 David PAREDES**

STK Behind **31.864**

Best Time **5:00.618** Best Speed **107.371** On **6** Gp **a**

Lap	Elapsed Time	Lap Time	Lap Speed
1	7:06.147	7:06.147	74.560
2	12:30.464	5:24.317	99.525
3	17:46.881	5:16.417	102.010
4	23:04.709	5:17.828	101.557
5	28:08.300	5:03.591	106.319
6	33:08.918	5:00.618	107.371
7	38:10.068	5:01.150	107.181
8	43:11.089	5:01.021	107.227

55 **79 David PAREDES**

STK Behind **35.247**

Best Time **5:00.618** Best Speed **107.371** On **6** Gp **a**

Lap	Elapsed Time	Lap Time	Lap Speed
1	7:06.147	7:06.147	74.560
2	12:30.464	5:24.317	99.525
3	17:46.881	5:16.417	102.010
4	23:04.709	5:17.828	101.557
5	28:08.300	5:03.591	106.319
6	33:08.918	5:00.618	107.371
7	38:10.068	5:01.150	107.181
8	43:11.089	5:01.021	107.227

43 **20 Amaury BARATIN**

STK Behind **32.596**

Best Time **5:01.350** Best Speed **107.110** On **6** Gp **a**

Lap	Elapsed Time	Lap Time	Lap Speed
1	5:57.733	5:57.733	88.819
2	11:02.236	5:04.503	106.001
3	16:05.239	5:03.003	106.526
4	21:14.919	5:09.680	104.229
5	28:26.195	7:11.276	74.842
6	33:27.545	5:01.350	107.110
7	38:30.348	5:02.803	106.596



KENNEDY International NORTH WEST 200

SUPERBIKE / SUPERSTOCK

Qualifying Session One

Tuesday, 12 May 2009

DETAILED RESULT

Superstock



Qualifying Classification

Position

56 26 Amaury BARATIN

STK Behind 35.979

Best Time 5:01.350 Best Speed 107.110 On 6 Gp a

Lap	Elapsed Time	Lap Time	Lap Speed
1	5:57.733	5:57.733	88.819
2	11:02.236	5:04.503	106.001
3	16:05.239	5:03.003	106.526
4	21:14.919	5:09.680	104.229
5	28:26.195	7:11.276	74.842
6	33:27.545	5:01.350	107.110
7	38:30.348	5:02.803	106.596

44 75 Graham ENGLISH

STK Behind 32.694

Best Time 5:01.448 Best Speed 107.075 On 5 Gp a

Lap	Elapsed Time	Lap Time	Lap Speed
1	7:02.747	7:02.747	75.160
2	12:36.342	5:33.595	96.757
3	17:48.497	5:12.155	103.402
4	22:58.074	5:09.577	104.264
5	27:59.522	5:01.448	107.075
6	33:09.835	5:10.313	104.016

57 37 Graham ENGLISH

STK Behind 36.077

Best Time 5:01.448 Best Speed 107.075 On 5 Gp a

Lap	Elapsed Time	Lap Time	Lap Speed
1	7:02.747	7:02.747	75.160
2	12:36.342	5:33.595	96.757
3	17:48.497	5:12.155	103.402
4	22:58.074	5:09.577	104.264
5	27:59.522	5:01.448	107.075
6	33:09.835	5:10.313	104.016

45 25 Ben WYLIE

STK Behind 36.910

Best Time 5:05.664 Best Speed 105.598 On 3 Gp a

Lap	Elapsed Time	Lap Time	Lap Speed
1	7:12.734	7:12.734	73.425
2	12:31.036	5:18.302	101.406
3	17:36.700	5:05.664	105.598
4	22:44.814	5:08.114	104.759
5	27:51.856	5:07.042	105.124

Superstock

Qualifying Classification

Position

46 70 Mike SKINNER

STK Behind 37.522

Best Time 5:06.276 Best Speed 105.387 On 5 Gp a

Lap	Elapsed Time	Lap Time	Lap Speed
1	7:21.386	7:21.386	71.986
2	12:44.496	5:23.110	99.897
3	30:17.239	17:32.743	30.660
4	35:30.475	5:13.236	103.046
5	40:36.751	5:06.276	105.387

47 64 John HILDRETH

STK Behind 37.760

Best Time 5:06.514 Best Speed 105.305 On 6 Gp a

Lap	Elapsed Time	Lap Time	Lap Speed
1	7:19.966	7:19.966	72.218
2	12:42.080	5:22.114	100.206
3	17:54.334	5:12.254	103.370
4	23:09.677	5:15.343	102.357
5	28:16.248	5:06.571	105.286
6	33:22.762	5:06.514	105.305
7	38:37.995	5:15.233	102.393

60 55 John HILDRETH

STK Behind 41.143

Best Time 5:06.514 Best Speed 105.305 On 6 Gp a

Lap	Elapsed Time	Lap Time	Lap Speed
1	7:19.966	7:19.966	72.218
2	12:42.080	5:22.114	100.206
3	17:54.334	5:12.254	103.370
4	23:09.677	5:15.343	102.357
5	28:16.248	5:06.571	105.286
6	33:22.762	5:06.514	105.305
7	38:37.995	5:15.233	102.393

48 53 Fabrice MIGUET

STK Behind 38.739

Best Time 5:07.493 Best Speed 104.970 On 4 Gp a

Lap	Elapsed Time	Lap Time	Lap Speed
1	7:42.458	7:42.458	68.706
2	12:59.292	5:16.834	101.875
3	20:15.581	7:16.289	73.982
4	25:23.074	5:07.493	104.970
5	39:33.649	14:10.575	37.948

KENNEDY International NORTH WEST 200

SUPERBIKE / SUPERSTOCK

Qualifying Session One

Tuesday, 12 May 2009

DETAILED RESULT

Superstock



Qualifying Classification

Position

61 21 Fabrice MIGUET

STK Behind 42.122

Best Time 5:07.493 Best Speed 104.970 On 4 Gp a

Lap	Elapsed Time	Lap Time	Lap Speed
1	7:42.458	7:42.458	68.706
2	12:59.292	5:16.834	101.875
3	20:15.581	7:16.289	73.982
4	25:23.074	5:07.493	104.970
5	39:33.649	14:10.575	37.948

49 21 Emmanuel CHERON

STK Behind 42.359

Best Time 5:11.113 Best Speed 103.749 On 7 Gp a

Lap	Elapsed Time	Lap Time	Lap Speed
1	6:21.326	6:21.326	83.324
2	11:40.866	5:19.540	101.013
3	16:59.839	5:18.973	101.192
4	22:16.361	5:16.522	101.976
5	27:34.360	5:17.999	101.502
6	32:46.388	5:12.028	103.445
7	37:57.501	5:11.113	103.749
8	43:09.422	5:11.921	103.480

62 25 Emmanuel CHERON

STK Behind 45.742

Best Time 5:11.113 Best Speed 103.749 On 7 Gp a

Lap	Elapsed Time	Lap Time	Lap Speed
1	6:21.326	6:21.326	83.324
2	11:40.866	5:19.540	101.013
3	16:59.839	5:18.973	101.192
4	22:16.361	5:16.522	101.976
5	27:34.360	5:17.999	101.502
6	32:46.388	5:12.028	103.445
7	37:57.501	5:11.113	103.749
8	43:09.422	5:11.921	103.480

50 57 Garth WOODS

STK Behind 42.775

Best Time 5:11.529 Best Speed 103.610 On 7 Gp a

Lap	Elapsed Time	Lap Time	Lap Speed
1	7:40.558	7:40.558	68.989
2	13:12.651	5:32.093	97.194
3	18:47.177	5:34.526	96.488
4	26:13.970	7:26.793	72.243
5	31:34.627	5:20.657	100.661
6	36:50.517	5:15.890	102.180
7	42:02.046	5:11.529	103.610

Superstock

Non Qualifiers

Position

2 Keith AMOR

STK Behind 7.263

Best Time 4:36.016 Best Speed 116.941 On 2 Gp a

Lap	Elapsed Time	Lap Time	Lap Speed
1	28:48.741	28:48.741	18.380
2	33:24.757	4:36.016	116.941

9 Ian LOUGHER

STK Behind 8.380

Best Time 4:37.134 Best Speed 116.469 On 2 Gp a

Lap	Elapsed Time	Lap Time	Lap Speed
1	37:51.202	37:51.202	13.990
2	42:28.336	4:37.134	116.469

6 Cameron DONALD

STK Behind 15.919

Best Time 4:44.674 Best Speed 113.384 On 2 Gp a

Lap	Elapsed Time	Lap Time	Lap Speed
1	17:34.358	17:34.358	30.135
2	22:19.032	4:44.674	113.384

5 Bruce ANSTEY

STK Behind 17.380

Best Time 4:46.133 Best Speed 112.806 On 2 Gp a

Lap	Elapsed Time	Lap Time	Lap Speed
1	26:05.145	26:05.145	20.301
2	30:51.278	4:46.133	112.806

71 Davy MORGAN

STK Behind 21.718

Best Time 4:50.472 Best Speed 111.121 On 2 Gp a

Lap	Elapsed Time	Lap Time	Lap Speed
1	27:34.595	27:34.595	19.203
2	32:25.067	4:50.472	111.121



KENNEDY International NORTH WEST 200

SUPERBIKE / SUPERSTOCK

Qualifying Session One

Tuesday, 12 May 2009

DETAILED RESULT

Superstock



Non Qualifiers

Position

55 Brian WYLES

STK Behind **55.238**

Best Time **5:23.992** Best Speed **99.625** On **3** Gp **a**

Lap	Elapsed Time	Lap Time	Lap Speed
1	6:44.311	6:44.311	78.587
2	12:22.238	5:37.927	95.516
3	17:46.230	5:23.992	99.625
4	23:11.482	5:25.252	99.239
5	28:37.084	5:25.602	99.132
6	34:01.507	5:24.423	99.492

37 Paul GARTLAND

STK Behind **1:04.384**

Best Time **5:33.138** Best Speed **96.890** On **4** Gp **a**

Lap	Elapsed Time	Lap Time	Lap Speed
1	7:40.050	7:40.050	69.066
2	13:16.404	5:36.354	95.963
3	18:50.361	5:33.957	96.652
4	24:23.499	5:33.138	96.890

45 Johnny McCAY

STK Behind **2:18.043**

Best Time **6:46.797** Best Speed **79.346** On **1** Gp **a**

Lap	Elapsed Time	Lap Time	Lap Speed
1	6:46.797	6:46.797	78.107

35 Toni RECHBERGER

STK Behind **2:57.19**

Best Time **7:25.944** Best Speed **72.380** On **1** Gp **a**


Lap	Elapsed Time	Lap Time	Lap Speed
1	7:25.944	7:25.944	71.250
1	7:25.944	7:25.944	71.250

200 Michael RUTTER

STK Behind **11:07.237**

Best Time **15:35.991** Best Speed **34.485** On **1** Gp **a**

Lap	Elapsed Time	Lap Time	Lap Speed
1	15:35.991	15:35.991	33.946



KENNEDY

International
North West 200®In association with
Coca-Cola
zeroSpeed TrapSuperbikes / Superstock Session '1'*Superstock*

No.	Name	Lap 1	Lap 2	Lap 3	Lap 4	Lap 5	Lap 6	Lap 7	Lap 8	Lap 9
101	Alastair SEELEY	180	181			182		181		184
102	Keith AMOR						179	182		
105	Bruce ANSTEY						179			
114	Marc FISSETTE						166		173	168
117	James McBRIDE			169		181	170	171		
118	Christian ELKIN						170			
119	William DUNLOP				181	181	177			
120	Amaury BARATIN								178	
121	Emmanuel CHERON								175	167
124	Jimmy MOORE					167		175		
126	Dennis BOOTH				174	166		172		
128	Andrew BRADY			176	173	178		179	168	181
129	Ryan McCAY					180				175
130	Ian MACKMAN					171	169			
136	Michael SWEENEY		174		175	176	169			
139	Robert BARBER				179					
140	Kevin STROWGER				173			167	173	161
142	Scott WATTERSON		155							
143	Mark McPHEE						176	181	178	181
145	Johnny McCAY								171	
146	Donald MacFADYEN							174		
147	Michael NIBLETT				166			175	172	
150	Coyles WRIGHT		174	173						
152	Stefano BONETTI				181	176	176	173		
153	Fabrice MIGUET				172					
155	Brian WYLES				183					
159	John WALSH							181		
160	Russell MOUNTFORD				172					
161	Bruce BIRNIE			169						
164	John HILDRETH	165	174				168		168	
170	Mike SKINNER								168	
172	Daniel KNEEN			180	180					
173	Tony CZYZEWSKI		174	180	172					178
174	David HEWSON			179			179	178		
177	Les SHAND				176				173	179
178	Mark PARRETT						165			175

KENNEDY International NORTH WEST 200

SUPERSPORT / SUPERSTOCK

Qualifying Session One

Tuesday, 12 May 2009



Superstock

Qualifying Time

5:19.700

Qualifying Speed


100.962

Pos	Class	No	Name	Machine / Sponsor	Time	Best Lap Behind	Speed	On	Total Laps	Qualifying Laps
Qualifying Classification										
1	STK	6	Cameron DONALD	Suzuki - Relentless Suzuki by TAS Racing	4:29.478		119.778	3	4	3
2	STK	5	Bruce ANSTEY	Suzuki - Relentless Suzuki by TAS Racing	4:30.869	1.391	119.163	2	3	3
3	STK	10	Gary JOHNSON	Honda - Robinson Concrete/Uel Duncan	4:31.846	2.368	118.735	2	3	2
4	STK	2	Keith AMOR	Honda - Wilson Craig Racing	4:32.087	2.609	118.630	2	3	3
5	STK	77	Les SHAND	Yamaha - Leeds Parcel Company	4:32.650	3.172	118.385	4	4	3
6	STK	49	Conor CUMMINS	Kawasaki - McAdoo Kawasaki Racing	4:33.542	4.064	117.999	2	5	3
7	STK	7	Guy MARTIN	Honda - Hydrex Honda	4:34.263	4.785	117.688	2	4	4
8	STK	4	Ian HUTCHINSON	Honda - Padgetts of Batley	4:34.359	4.881	117.647	2	3	3
9	STK	13	Adrian ARCHIBALD	Suzuki - AMA Racing	4:35.241	5.763	117.270	4	5	4
10	STK	12	Stephen THOMPSON	Honda - T & R Motorsport	4:37.861	8.383	116.165	6	7	6
11	STK	23	Gavin HUNT	Honda - Tile Tec	4:41.065	11.587	114.840	4	7	6
12	STK	80	Carl RENNIE	Suzuki - W A Corless / Jackson Racing	4:41.515	12.037	114.657	5	6	4
13	STK	200	Michael RUTTER	Yamaha - JMF Millsport Racing	4:41.691	12.213	114.585	2	2	2
14	STK	33	Olie LINSDELL	Yamaha - Wheeler Electrical	4:43.015	13.537	114.049	6	7	4
15	STK	28	Andrew BRADY	Yamaha - T & M	4:43.716	14.238	113.767	4	5	2
16	STK	16	John BURROWS	Suzuki - Burrows Engineering	4:47.978	18.500	112.084	3	4	2
17	STK	14	Marc FISSETTE	Yamaha - Macau Racing Team	4:48.661	19.183	111.818	3	4	3
18	STK	81	David PAREDES	Yamaha - Argentina Team	4:49.380	19.902	111.541	4	5	4
19	STK	43	Mark McPHEE	Suzuki	4:49.455	19.977	111.512	3	6	3
20	STK	47	Michael NIBLETT	Honda - Kestral Honda/KS Performance	4:50.310	20.832	111.183	3	4	2
21	STK	53	Fabrice MIGUET	Suzuki	4:51.774	22.296	110.625	7	8	6
22	STK	46	Donald MacFADYEN	YPE Yamaha - Capital Fire & Security Alarms	4:52.890	23.412	110.204	4	6	4
23	STK	61	Bruce BIRNIE	Suzuki	4:53.099	23.621	110.125	2	7	4
24	STK	69	Dave WOOLAMS	Suzuki - Woollys Auto	4:53.595	24.117	109.939	4	5	4
25	STK	40	Kevin STROWGER	Suzuki - Mistral Racing Ltd.	4:54.600	25.122	109.564	3	7	5
26	STK	75	Graham ENGLISH	Yamaha	4:55.419	25.941	109.260	5	6	4
27	STK	73	Tony CZYZEWSKI	Suzuki - Suresafe Racing	4:55.530	26.052	109.219	6	7	3
28	STK	48	John TATTERSALL	Suzuki - Billy Taylor/Natl Wheel Clamping	4:57.625	28.147	108.451	3	5	3
29	STK	42	Scott WATTERSON	Yamaha	4:58.967	29.489	107.964	3	3	2
30	STK	21	Emmanuel CHERON	Kawasaki - Halfen Team of Paris	5:05.353	35.875	105.706	3	4	3
31	STK	64	John HILDRETH	Suzuki	5:09.639	40.161	104.243	2	3	2
32	STK	62	Alan O DWYER	Suzuki	5:12.677	43.199	103.230	5	7	2

Non Qualifiers

STK	44	Damien MULLEADY	Yamaha - Mulleady Group	4:41.950	12.472	114.480	2	3	<u>1</u>
STK	38	Adrian CLARK	Kawasaki - Mitchells Motorcycles	5:18.102	48.624	101.469	2	2	<u>1</u>
STK	24	Jimmy MOORE	Yamaha - JMF Millsport Racing	32:42.485	28:13.007	16.447	1	1	<u>0</u>
STK	31	Paul CRANSTON	Honda - P & J Fuel Haulage	41:36.594	37:07.116	12.929	1	1	<u>0</u>

These Results are provisional and are subject to ratification by the Stewards of the Meeting.

Track	The Triangle	Signed		Organising Club	Coleraine & District Motor Club
Length(miles)	8.9660 Lap 1 (8.8260)		Chief Timekeeper	Qualifying Started	20:40:55.723
Weather	Sunny	Issued At:	21:38:08		
Track	Dry				



MCUI
Ulster Centre
Timing
www.mcui-uc.org.uk



KENNEDY International NORTH WEST 200

SUPERSPORT / SUPERSTOCK

Qualifying Session One

Tuesday, 12 May 2009

DETAILED RESULT

Superstock

Qualifying Classification

Position

1 6 Cameron DONALD

STK Behind

Best Time **4:29.478** Best Speed **119.778** On **3** Gp **a**

Lap	Elapsed Time	Lap Time	Lap Speed
1	20:09.956	20:09.956	26.260
2	24:40.382	4:30.426	119.358
3	29:09.860	4:29.478	119.778
4	33:43.504	4:33.644	117.955

2 5 Bruce ANSTEY

STK Behind **1.391**

Best Time **4:30.869** Best Speed **119.163** On **2** Gp **a**

Lap	Elapsed Time	Lap Time	Lap Speed
1	4:38.444	4:38.444	114.111
2	9:09.313	4:30.869	119.163
3	13:46.201	4:36.888	116.573

3 10 Gary JOHNSON

STK Behind **2.368**

Best Time **4:31.846** Best Speed **118.735** On **2** Gp **a**

Lap	Elapsed Time	Lap Time	Lap Speed
1	27:28.228	27:28.228	19.277
2	32:00.074	4:31.846	118.735
3	36:34.120	4:34.046	117.782

4 2 Keith AMOR

STK Behind **2.609**

Best Time **4:32.087** Best Speed **118.630** On **2** Gp **a**

Lap	Elapsed Time	Lap Time	Lap Speed
1	4:48.146	4:48.146	110.269
2	9:20.233	4:32.087	118.630
3	13:54.693	4:34.460	117.604

5 77 Les SHAND

STK Behind **3.172**

Best Time **4:32.650** Best Speed **118.385** On **4** Gp **a**

Lap	Elapsed Time	Lap Time	Lap Speed
1	26:16.517	26:16.517	20.154
2	30:52.591	4:36.074	116.916
3	35:26.410	4:33.819	117.879
4	39:59.060	4:32.650	118.385

Superstock

Qualifying Classification

Position

6 49 Conor CUMMINS

STK Behind **4.064**

Best Time **4:33.542** Best Speed **117.999** On **2** Gp **a**

Lap	Elapsed Time	Lap Time	Lap Speed
1	25:10.173	25:10.173	21.040
2	29:43.715	4:33.542	117.999
3	34:19.799	4:36.084	116.912
4	38:54.200	4:34.401	117.629
5	46:37.571	7:43.371	69.658

7 7 Guy MARTIN

STK Behind **4.785**

Best Time **4:34.263** Best Speed **117.688** On **2** Gp **a**

Lap	Elapsed Time	Lap Time	Lap Speed
1	4:51.332	4:51.332	109.063
2	9:25.595	4:34.263	117.688
3	14:00.358	4:34.763	117.474
4	18:42.670	4:42.312	114.333

8 4 Ian HUTCHINSON

STK Behind **4.881**

Best Time **4:34.359** Best Speed **117.647** On **2** Gp **a**

Lap	Elapsed Time	Lap Time	Lap Speed
1	4:38.132	4:38.132	114.239
2	9:12.491	4:34.359	117.647
3	13:54.067	4:41.576	114.632

9 13 Adrian ARCHIBALD

STK Behind **5.763**

Best Time **4:35.241** Best Speed **117.270** On **4** Gp **a**

Lap	Elapsed Time	Lap Time	Lap Speed
1	5:36.967	5:36.967	94.293
2	10:15.111	4:38.144	116.046
3	14:50.510	4:35.399	117.203
4	19:25.751	4:35.241	117.270
5	24:12.688	4:46.937	112.490

KENNEDY International NORTH WEST 200

SUPERSPORT / SUPERSTOCK

Qualifying Session One

Tuesday, 12 May 2009

DETAILED RESULT



Superstock

Qualifying Classification

Position

10 12 Stephen THOMPSON

STK Behind 8.383

Best Time 4:37.861 Best Speed 116.165 On 6 Gp a

Lap	Elapsed Time	Lap Time	Lap Speed
1	5:21.093	5:21.093	98.955
2	10:02.854	4:41.761	114.557
3	14:47.085	4:44.231	113.561
4	19:26.168	4:39.083	115.656
5	24:04.755	4:38.587	115.862
6	28:42.616	4:37.861	116.165
7	33:35.661	4:53.045	110.146

11 23 Gavin HUNT

STK Behind 11.587

Best Time 4:41.065 Best Speed 114.840 On 4 Gp a

Lap	Elapsed Time	Lap Time	Lap Speed
1	5:22.447	5:22.447	98.539
2	10:07.758	4:45.311	113.131
3	14:52.233	4:44.475	113.464
4	19:33.298	4:41.065	114.840
5	24:14.765	4:41.467	114.676
6	28:56.852	4:42.087	114.424
7	33:42.391	4:45.539	113.041

12 80 Carl RENNIE

STK Behind 12.037

Best Time 4:41.515 Best Speed 114.657 On 5 Gp a

Lap	Elapsed Time	Lap Time	Lap Speed
1	18:30.351	18:30.351	28.616
2	23:17.448	4:47.097	112.428
3	28:01.205	4:43.757	113.751
4	32:54.282	4:53.077	110.134
5	37:35.797	4:41.515	114.657
6	44:32.237	6:56.440	77.508

13 200 Michael RUTTER

STK Behind 12.213

Best Time 4:41.691 Best Speed 114.585 On 2 Gp a

Lap	Elapsed Time	Lap Time	Lap Speed
1	4:42.448	4:42.448	112.494
2	9:24.139	4:41.691	114.585

Superstock

Qualifying Classification

Position

14 33 Olie LINSDELL

STK Behind 13.537

Best Time 4:43.015 Best Speed 114.049 On 6 Gp a

Lap	Elapsed Time	Lap Time	Lap Speed
1	9:06.596	9:06.596	58.130
2	13:50.766	4:44.170	113.586
3	18:35.726	4:44.960	113.271
4	23:25.406	4:49.680	111.425
5	31:13.906	7:48.500	68.896
6	35:56.921	4:43.015	114.049
7	42:08.289	6:11.368	86.915

15 28 Andrew BRADY

STK Behind 14.238

Best Time 4:43.716 Best Speed 113.767 On 4 Gp a

Lap	Elapsed Time	Lap Time	Lap Speed
1	18:54.341	18:54.341	28.011
2	23:45.198	4:50.857	110.974
3	32:58.971	9:13.773	58.287
4	37:42.687	4:43.716	113.767
5	45:45.513	8:02.826	66.851

16 16 John BURROWS

STK Behind 18.500

Best Time 4:47.978 Best Speed 112.084 On 3 Gp a

Lap	Elapsed Time	Lap Time	Lap Speed
1	9:37.393	9:37.393	55.029
2	17:59.928	8:22.535	64.230
3	22:47.906	4:47.978	112.084
4	27:38.034	4:50.128	111.253

17 14 Marc FISSETTE

STK Behind 19.183

Best Time 4:48.661 Best Speed 111.818 On 3 Gp a

Lap	Elapsed Time	Lap Time	Lap Speed
1	23:11.609	23:11.609	22.832
2	28:23.661	5:12.052	103.437
3	33:12.322	4:48.661	111.818
4	38:01.195	4:48.873	111.736

KENNEDY International NORTH WEST 200

SUPERSPORT / SUPERSTOCK

Qualifying Session One

Tuesday, 12 May 2009

DETAILED RESULT

Superstock



Qualifying Classification

Position

18 **81 David PAREDES**

STK Behind **19.902**

Best Time **4:49.380** Best Speed **111.541** On **4** Gp **a**

Lap	Elapsed Time	Lap Time	Lap Speed
1	6:34.842	6:34.842	80.472
2	11:38.584	5:03.742	106.267
3	16:34.442	4:55.858	109.098
4	21:23.822	4:49.380	111.541
5	26:14.052	4:50.230	111.214

19 **43 Mark McPHEE**

STK Behind **19.977**

Best Time **4:49.455** Best Speed **111.512** On **3** Gp **a**

Lap	Elapsed Time	Lap Time	Lap Speed
1	14:18.908	14:18.908	36.993
2	19:11.525	4:52.617	110.307
3	24:00.980	4:49.455	111.512
4	28:51.407	4:50.427	111.138
5	39:29.981	10:38.574	50.546
6	46:38.370	7:08.389	75.346

20 **47 Michael NIBLETT**

STK Behind **20.832**

Best Time **4:50.310** Best Speed **111.183** On **3** Gp **a**

Lap	Elapsed Time	Lap Time	Lap Speed
1	7:37.115	7:37.115	69.509
2	12:28.492	4:51.377	110.776
3	17:18.802	4:50.310	111.183
4	22:52.272	5:33.470	96.793

21 **53 Fabrice MIGUET**

STK Behind **22.296**

Best Time **4:51.774** Best Speed **110.625** On **7** Gp **a**

Lap	Elapsed Time	Lap Time	Lap Speed
1	8:02.876	8:02.876	65.801
2	13:04.674	5:01.798	106.951
3	18:08.555	5:03.881	106.218
4	23:04.083	4:55.528	109.220
5	27:59.545	4:55.462	109.245
6	32:53.604	4:54.059	109.766
7	37:45.378	4:51.774	110.625
8	46:21.989	8:36.611	62.480

Superstock

Qualifying Classification

Position

22 **46 Donald MacFADYEN**

STK Behind **23.412**

Best Time **4:52.890** Best Speed **110.204** On **4** Gp **a**

Lap	Elapsed Time	Lap Time	Lap Speed
1	5:43.815	5:43.815	92.415
2	10:44.345	5:00.530	107.402
3	14:36.676	3:52.331	38.780
4	19:29.566	4:52.890	110.204
5	24:25.811	4:56.245	108.956
6	29:29.295	5:03.484	106.357

23 **61 Bruce BIRNIE**

STK Behind **23.621**

Best Time **4:53.099** Best Speed **110.125** On **2** Gp **a**

Lap	Elapsed Time	Lap Time	Lap Speed
1	5:44.796	5:44.796	92.152
2	10:37.895	4:53.099	110.125
3	15:33.219	4:55.324	109.296
4	20:26.918	4:53.699	109.900
5	25:23.193	4:56.275	108.945
6	30:18.755	13:05.562	41.089
7	35:11.609	7:42.854	69.736

24 **69 Dave WOOLAMS**

STK Behind **24.117**

Best Time **4:53.595** Best Speed **109.939** On **4** Gp **a**

Lap	Elapsed Time	Lap Time	Lap Speed
1	7:26.369	7:26.369	71.182
2	12:26.053	4:59.684	107.705
3	17:24.139	4:58.086	108.283
4	22:17.734	4:53.595	109.939
5	27:16.714	4:58.980	107.959

25 **40 Kevin STROWGER**

STK Behind **25.122**

Best Time **4:54.600** Best Speed **109.564** On **3** Gp **a**

Lap	Elapsed Time	Lap Time	Lap Speed
1	11:39.785	11:39.785	45.405
2	16:36.059	4:56.274	108.945
3	21:30.659	4:54.600	109.564
4	26:25.636	4:54.977	109.424
5	31:20.596	4:54.960	109.430
6	36:16.089	4:55.493	109.233
7	41:11.645	6:42.556	80.182

KENNEDY International NORTH WEST 200

SUPERSPORT / SUPERSTOCK

Qualifying Session One

Tuesday, 12 May 2009

DETAILED RESULT

Superstock

Qualifying Classification

Position

26 75 Graham ENGLISH

STK Behind 25.941

Best Time 4:55.419 Best Speed 109.260 On 5 Gp a

Lap	Elapsed Time	Lap Time	Lap Speed
1	7:17.032	7:17.032	72.703
2	12:28.889	5:11.857	103.501
3	19:35.693	7:06.804	75.626
4	24:35.061	4:59.368	107.819
5	29:30.480	4:55.419	109.260
6	34:30.356	4:59.876	107.636

27 73 Tony CZYZEWSKI

STK Behind 26.052

Best Time 4:55.530 Best Speed 109.219 On 6 Gp a

Lap	Elapsed Time	Lap Time	Lap Speed
1	7:46.380	7:46.380	68.128
2	12:44.826	4:58.446	108.152
3	17:40.831	4:56.005	109.044
4	23:05.047	5:24.216	99.556
5	31:20.414	8:15.367	65.159
6	36:15.944	4:55.530	109.219
7	43:07.429	6:51.485	78.442

28 48 John TATTERSALL

STK Behind 28.147

Best Time 4:57.625 Best Speed 108.451 On 3 Gp a

Lap	Elapsed Time	Lap Time	Lap Speed
1	8:33.922	8:33.922	61.826
2	13:31.558	4:57.636	108.447
3	18:29.183	4:57.625	108.451
4	23:29.358	5:00.175	107.529
5	39:50.626	16:21.268	32.894

29 42 Scott WATTERSON

STK Behind 29.489

Best Time 4:58.967 Best Speed 107.964 On 3 Gp a

Lap	Elapsed Time	Lap Time	Lap Speed
1	7:37.973	7:37.973	69.379
2	12:37.308	4:59.335	107.831
3	17:36.275	4:58.967	107.964

Superstock

Qualifying Classification

Position

30 21 Emmanuel CHERON

STK Behind 35.875

Best Time 5:05.353 Best Speed 105.706 On 3 Gp a

Lap	Elapsed Time	Lap Time	Lap Speed
1	13:12.440	13:12.440	40.096
2	18:23.367	5:10.927	103.811
3	23:28.720	5:05.353	105.706
4	28:36.900	5:08.180	104.736

31 64 John HILDRETH

STK Behind 40.161

Best Time 5:09.639 Best Speed 104.243 On 2 Gp a

Lap	Elapsed Time	Lap Time	Lap Speed
1	7:34.324	7:34.324	69.936
2	12:43.963	5:09.639	104.243
3	17:57.353	5:13.390	102.995

32 62 Alan O DWYER

STK Behind 43.199

Best Time 5:12.677 Best Speed 103.230 On 5 Gp a

Lap	Elapsed Time	Lap Time	Lap Speed
1	7:36.488	7:36.488	69.604
2	12:56.896	5:20.408	100.739
3	18:19.407	5:22.511	100.082
4	25:53.065	7:33.658	71.150
5	31:05.742	5:12.677	103.230
6	36:19.516	5:13.774	102.869
7	44:09.518	7:50.002	68.675

Non Qualifiers

Position

44 Damien MULLEADY

STK Behind 12.472

Best Time 4:41.950 Best Speed 114.480 On 2 Gp a

Lap	Elapsed Time	Lap Time	Lap Speed
1	32:52.343	32:52.343	16.110
2	37:34.293	4:41.950	114.480
3	45:49.437	8:15.144	65.188

38 Adrian CLARK

STK Behind 48.624

Best Time 5:18.102 Best Speed 101.469 On 2 Gp a

Lap	Elapsed Time	Lap Time	Lap Speed
1	23:19.416	23:19.416	22.705
2	28:37.518	5:18.102	101.469

KENNEDY International NORTH WEST 200

SUPERSPORT / SUPERSTOCK

Qualifying Session One

Tuesday, 12 May 2009

DETAILED RESULT

Superstock



Non Qualifiers

Position

24 Jimmy MOORE

STK Behind **28:13.007**

Best Time **32:42.485** Best Speed **16.447** On 1 Gp a

Lap	Elapsed Time	Lap Time	Lap Speed
1	32:42.485	32:42.485	16.190

31 Paul CRANSTON

STK Behind **37:07.116**

Best Time **41:36.594** Best Speed **12.929** On 1 Gp a

Lap	Elapsed Time	Lap Time	Lap Speed
1	41:36.594	41:36.594	12.727



KENNEDY

International
North West 200®In association with
Coca-Cola
zeroSpeed TrapSupersport 600 / Superstock Session '1'*Superstock*

<u>No.</u>	<u>Name</u>	<u>Lap 1</u>	<u>Lap 2</u>	<u>Lap 3</u>	<u>Lap 4</u>	<u>Lap 5</u>	<u>Lap 6</u>
110	Gary JOHNSON				155	175	
112	Stephen THOMPSON	163	173	172		172	
113	Adrian ARCHIBALD		171				
116	John BURROWS	171					
123	Gavin HUNT		175	178		179	
124	Jimmy MOORE				172		
128	Andrew BRADY			178			
133	Olie LINSDELL			180			
140	Kevin STROWGER			163			
144	Damien MULLEADY					174	
146	Donald MacFADYEN		173				
147	Michael NIBLETT		160	139			
148	John TATTERSALL	173	173			173	
153	Fabrice MIGUET		159				
161	Bruce BIRNIE		165				164
162	Alan O'DWYER	169		162	160	159	
164	John HILDRETH			149			
173	Tony CZYZEWSKI			162	179	172	
175	Graham ENGLISH			173			
177	Les SHAND					167	
180	Carl RENNIE			157			

KENNEDY International NORTH WEST 200

SUPERBIKE / SUPERSTOCK

Qualifying Session Two

Thursday, 14 May 2009



Superstock

Qualifying Time

5:29.305

Qualifying Speed


98.017

Pos	Class	No	Name	Machine / Sponsor	Time	Best Lap Behind	Speed	On	Total Laps	Qualifying Laps
Qualifying Classification										
1	STK	68	Derek BRIEN	Kawasaki	4:38.349		115.961	5	6	5
2	STK	77	Les SHAND	Yamaha - Leeds Parcel Company	4:38.527	0.178	115.887	4	5	4
3	STK	34	Michael PEARSON	Yamaha - Carryduff Forklifts	4:38.850	0.501	115.753	4	7	5
4	STK	19	William DUNLOP	Yamaha - CD Racing	4:40.808	2.459	114.945	4	6	4
5	STK	14	Marc FISSETTE	Yamaha - Macau Racing Team	4:41.400	3.051	114.704	6	7	6
6	STK	52	Stefano BONETTI	Honda	4:41.519	3.170	114.655	7	8	6
7	STK	80	Carl RENNIE	Suzuki - W A Corless / Jackson Racing	4:41.707	3.358	114.579	4	6	3
8	STK	9	Ian LOUGHER	Yamaha - Blackhorse Motorcycle Finance	4:41.711	3.362	114.577	3	3	2
9	STK	8	Ryan FARQUHAR	Kawasaki - Kenny Harker Racing	4:42.576	4.227	114.226	3	4	2
10	STK	38	Adrian CLARK	Kawasaki - Mitchells Motorcycles	4:43.008	4.659	114.052	7	8	7
11	STK	17	James McBRIDE	Yamaha - Pazzo Racing	4:43.237	4.888	113.960	5	8	6
12	STK	72	Daniel KNEEN	Suzuki - Marks Bloom Racing	4:44.060	5.711	113.630	5	7	5
13	STK	28	Andrew BRADY	Yamaha - T & M	4:45.639	7.290	113.001	4	6	2
14	STK	39	Robert BARBER	Suzuki	4:46.469	8.120	112.674	5	8	5
15	STK	36	Michael SWEENEY	Yamaha - Street Sweep	4:47.022	8.673	112.457	4	5	3
16	STK	1	Alastair SEELEY	Suzuki - Relentless Suzuki by TAS Racing	4:47.485	9.136	112.276	3	6	3
17	STK	3	Michael DUNLOP	Yamaha - Crossan Motorcycles	4:49.343	10.994	111.555	4	6	3
18	STK	51	Gerard KINGHAN	Suzuki - KP Racing	4:49.682	11.333	111.424	5	7	5
19	STK	66	Mark BUCKLEY	Yamaha - OTSS Yamaha	4:50.684	12.335	111.040	3	8	4
20	STK	46	Donald MacFADYEN	YPE Yamaha - Capital Fire & Security Alarms	4:50.695	12.346	111.036	4	6	4
21	STK	60	Russell MOUNTFORD	Yamaha - Northpoint on the Roads	4:51.712	13.363	110.649	3	7	4
22	STK	31	Paul CRANSTON	Honda - P & J Fuel Haulage	4:54.338	15.989	109.662	6	9	7
23	STK	59	John WALSH	Yamaha - Cafe Mokambo Ireland	4:54.352	16.003	109.656	3	6	3
24	STK	26	Dennis BOOTH	Suzuki	4:54.369	16.020	109.650	3	3	2
25	STK	24	Jimmy MOORE	Yamaha - JMF Millsport Racing	4:54.808	16.459	109.487	6	8	2
26	STK	42	Scott WATTERSON	Yamaha	4:54.853	16.504	109.470	4	5	3
27	STK	56	Steve HENEGHAN	Honda - Quattro Plant Ltd.	4:55.841	17.492	109.105	4	5	3
28	STK	81	David PAREDES	Yamaha - Argentina Team	4:57.589	19.240	108.464	4	7	5
29	STK	32	Paul SHOESMITH	Yamaha - Speedfreak Ice Valley Racing	4:57.997	19.648	108.315	3	7	4
30	STK	20	Amaury BARATIN	Suzuki - Halfen Team of Paris	4:58.314	19.965	108.200	3	5	3
31	STK	50	Coyles WRIGHT	Suzuki	4:59.048	20.699	107.935	4	5	3
32	STK	18	Christian ELKIN	Honda	4:59.204	20.855	107.878	4	4	2
33	STK	69	Dave WOOLAMS	Suzuki - Woolys Auto	5:00.019	21.670	107.585	4	4	2
34	STK	25	Ben WYLIE	Yamaha - Wylie and Holland Racing	5:00.059	21.710	107.571	4	6	4
35	STK	71	Davy MORGAN	Yamaha - CSC Branson Racing	5:01.103	22.754	107.198	3	4	3
36	STK	27	Andrew NEILL	Suzuki - Wrays Brothers	5:02.326	23.977	106.764	4	5	2
37	STK	43	Mark McPHEE	Suzuki	5:03.984	25.635	106.182	5	5	2
38	STK	64	John HILDRETH	Suzuki	5:04.751	26.402	105.915	5	7	6
39	STK	73	Tony CZYZEWSKI	Suzuki - Suresafe Racing	5:07.107	28.758	105.102	2	4	2
40	STK	61	Bruce BIRNIE	Suzuki	5:10.000	31.651	104.121	2	7	4
41	STK	70	Mike SKINNER	Aprilia - Skinner Motorcycles	5:14.342	35.993	102.683	4	6	4
42	STK	35	Toni RECHBERGER	Suzuki - MSC Rotten Egg	5:17.354	39.005	101.709	2	7	4
43	STK	55	Brian WYLES	Suzuki - KS Performance	5:19.766	41.417	100.941	4	8	5

Non Qualifiers

STK	5	Bruce ANSTEY	Suzuki - Relentless Suzuki by TAS Racing	4:48.046	9.697	112.057	2	2	1
STK	2	Keith AMOR	Honda - Wilson Craig Racing	4:49.215	10.866	111.604	4	4	1
STK	49	Conor CUMMINS	Kawasaki - McAdoo Kawasaki Racing	4:55.993	17.644	109.049	2	2	1
STK	13	Adrian ARCHIBALD	Suzuki - AMA Racing	5:04.117	25.768	106.135	2	2	1
STK	74	David HEWSON	Kawasaki - The Other Bike Shop	5:06.304	27.955	105.378	2	2	1
STK	47	Michael NIBLETT	Honda - Kestral Honda/KS Performance	5:19.072	40.723	101.161	2	2	1

These Results are provisional and are subject to ratification by the Stewards of the Meeting.

Track	The Triangle	Signed	Organising Club	Coleraine & District Motor Club
Length(miles)	8.9660 Lap 1 (8.8260)		Qualifying Started	18:51:20.000
Weather	Rain	Chief Timekeeper		
Track	Damp	Issued At: 19:59:49		



KENNEDY International NORTH WEST 200

SUPERBIKE / SUPERSTOCK

Qualifying Session Two

Thursday, 14 May 2009



Superstock

Qualifying Time


5:29.305

Qualifying Speed

98.017

Pos	Class	No	Name	Machine / Sponsor	Time	Best Lap Behind	Speed	On	Total Laps	Qualifying Laps
Non Qualifiers										
	STK	75	Graham ENGLISH	Yamaha	6:00.151	1:21.808	89.622	4	4	0
	STK	200	Michael RUTTER	Yamaha - JMF Millsport Racing	6:13.811	1:35.462	86.347	2	2	0
	STK	30	Ian MACKMAN	Suzuki - PRF Racing	6:53.792	2:15.443	78.004	1	2	0
	STK	29	Ryan McCAY	Suzuki - PRF Racing	7:06.537	2:28.188	75.674	1	1	0
	STK	16	John BURROWS	Suzuki - Burrows Engineering	8:38.858	4:00.509	62.209	3	3	0
	STK	53	Fabrice MIGUET	Suzuki	39:37.556	34:59.207	13.576	1	1	0
	STK	21	Emmanuel CHERON	Kawasaki - Halfen Team of Paris	39:45.712	35:07.363	13.530	1	1	0
	STK	7	Guy MARTIN	Honda - Hydrex Honda	51:51.433	47:13.084	10.374	1	1	0
	STK	44	Damien MULLEADY	Yamaha - Mulleady Group	56:10.448	51:32.099	9.577	1	1	0

These Results are provisional and are subject to ratification by the Stewards of the Meeting.

Track	The Triangle	Signed		Organising Club	Coleraine & District Motor Club
Length(miles)	8.9660 Lap 1 (8.8260)		Chief Timekeeper	Qualifying Started	18:51:20.000
Weather	Rain	Issued At:	19:59:49		
Track	Damp				



KENNEDY International NORTH WEST 200

SUPERBIKE / SUPERSTOCK

Qualifying Session Two

Thursday, 14 May 2009

DETAILED RESULT

Superstock



Qualifying Classification

Position

1 68 Derek BRIEN

STK Behind

Best Time **4:38.349** Best Speed **115.961** On **5** Gp **a**

Lap	Elapsed Time	Lap Time	Lap Speed
1	6:57.402	6:57.402	76.122
2	11:51.440	4:54.038	109.774
3	16:35.496	4:44.056	113.631
4	21:14.369	4:38.873	115.743
5	25:52.718	4:38.349	115.961
6	30:31.472	4:38.754	115.792

4 47 Derek BRIEN

STK Behind **2.295**

Best Time **4:38.349** Best Speed **115.961** On **5** Gp **a**

Lap	Elapsed Time	Lap Time	Lap Speed
1	6:57.402	6:57.402	76.122
2	11:51.440	4:54.038	109.774
3	16:35.496	4:44.056	113.631
4	21:14.369	4:38.873	115.743
5	25:52.718	4:38.349	115.961
6	30:31.472	4:38.754	115.792

2 77 Les SHAND

STK Behind **0.178**

Best Time **4:38.527** Best Speed **115.887** On **4** Gp **a**

Lap	Elapsed Time	Lap Time	Lap Speed
1	6:31.329	6:31.329	81.194
2	11:20.596	4:49.267	111.584
3	16:03.986	4:43.390	113.898
4	20:42.513	4:38.527	115.887
5	25:33.851	4:51.338	110.791

5 18 Les SHAND

STK Behind **2.473**

Best Time **4:38.527** Best Speed **115.887** On **4** Gp **a**

Lap	Elapsed Time	Lap Time	Lap Speed
1	6:31.329	6:31.329	81.194
2	11:20.596	4:49.267	111.584
3	16:03.986	4:43.390	113.898
4	20:42.513	4:38.527	115.887
5	25:33.851	4:51.338	110.791

Superstock

Qualifying Classification

Position

3 34 Michael PEARSON

STK Behind **0.501**

Best Time **4:38.850** Best Speed **115.753** On **4** Gp **a**

Lap	Elapsed Time	Lap Time	Lap Speed
1	5:31.108	5:31.108	95.961
2	10:19.876	4:48.768	111.777
3	15:04.908	4:45.032	113.242
4	19:43.758	4:38.850	115.753
5	24:40.043	4:56.285	108.941
6	40:41.033	16:00.990	33.588
7	45:54.555	5:13.522	102.952

4 19 William DUNLOP

STK Behind **2.459**

Best Time **4:40.808** Best Speed **114.945** On **4** Gp **a**

Lap	Elapsed Time	Lap Time	Lap Speed
1	5:29.065	5:29.065	96.557
2	10:31.404	5:02.339	106.760
3	31:00.116	20:28.712	26.269
4	35:40.924	4:40.808	114.945
5	40:43.843	5:02.919	106.555
6	50:53.979	10:10.136	52.902

5 14 Marc FISSETTE

STK Behind **3.051**

Best Time **4:41.400** Best Speed **114.704** On **6** Gp **a**

Lap	Elapsed Time	Lap Time	Lap Speed
1	8:03.000	8:03.000	65.784
2	13:01.747	4:58.747	108.043
3	17:50.102	4:48.355	111.937
4	22:41.092	4:50.990	110.923
5	27:25.891	4:44.799	113.335
6	32:07.291	4:41.400	114.704
7	36:50.472	4:43.181	113.982

7 22 Marc FISSETTE

STK Behind **5.346**

Best Time **4:41.400** Best Speed **114.704** On **6** Gp **a**

Lap	Elapsed Time	Lap Time	Lap Speed
1	8:03.000	8:03.000	65.784
2	13:01.747	4:58.747	108.043
3	17:50.102	4:48.355	111.937
4	22:41.092	4:50.990	110.923
5	27:25.891	4:44.799	113.335
6	32:07.291	4:41.400	114.704
7	36:50.472	4:43.181	113.982

KENNEDY International NORTH WEST 200

SUPERBIKE / SUPERSTOCK

Qualifying Session Two

Thursday, 14 May 2009

DETAILED RESULT



Superstock

Qualifying Classification

Position

6 52 Stefano BONETTI

STK Behind 3.170

Best Time 4:41.519 Best Speed 114.655 On 7 Gp a

Lap	Elapsed Time	Lap Time	Lap Speed
1	6:36.274	6:36.274	80.181
2	11:27.270	4:50.996	110.921
3	16:15.565	4:48.295	111.960
4	21:01.177	4:45.612	113.012
5	25:59.690	4:58.513	108.128
6	31:53.773	5:54.083	91.158
7	36:35.292	4:41.519	114.655
8	41:55.432	5:20.140	100.823

7 80 Carl RENNIE

STK Behind 3.358

Best Time 4:41.707 Best Speed 114.579 On 4 Gp a

Lap	Elapsed Time	Lap Time	Lap Speed
1	7:06.133	7:06.133	74.563
2	12:04.510	4:58.377	108.177
3	20:07.309	8:02.799	66.855
4	24:49.016	4:41.707	114.579
5	29:38.774	4:49.758	111.395
6	42:05.542	12:26.768	43.223

8 68 Carl RENNIE

STK Behind 5.653

Best Time 4:41.707 Best Speed 114.579 On 4 Gp a

Lap	Elapsed Time	Lap Time	Lap Speed
1	7:06.133	7:06.133	74.563
2	12:04.510	4:58.377	108.177
3	20:07.309	8:02.799	66.855
4	24:49.016	4:41.707	114.579
5	29:38.774	4:49.758	111.395
6	42:05.542	12:26.768	43.223

8 9 Ian LOUGHER

STK Behind 3.362

Best Time 4:41.711 Best Speed 114.577 On 3 Gp a

Lap	Elapsed Time	Lap Time	Lap Speed
1	17:52.235	17:52.235	29.633
2	22:36.065	4:43.830	113.722
3	27:17.776	4:41.711	114.577

Superstock

Qualifying Classification

Position

9 7 Ryan FARQUHAR

STK Behind 6.522

Best Time 4:42.576 Best Speed 114.226 On 3 Gp a

Lap	Elapsed Time	Lap Time	Lap Speed
1	5:30.731	5:30.731	96.071
1	5:30.731	5:30.731	96.071
2	10:13.407	4:42.676	114.186
2	10:13.407	4:42.676	114.186
3	14:55.983	4:42.576	114.226
3	14:55.983	4:42.576	114.226
4	21:17.776	6:21.793	84.542
4	21:17.776	6:21.793	84.542

10 38 Adrian CLARK

STK Behind 4.659

Best Time 4:43.008 Best Speed 114.052 On 7 Gp a

Lap	Elapsed Time	Lap Time	Lap Speed
1	6:34.357	6:34.357	80.571
2	11:27.025	4:52.668	110.287
3	16:17.153	4:50.128	111.253
4	21:03.309	4:46.156	112.797
5	25:49.926	4:46.617	112.616
6	30:36.376	4:46.450	112.681
7	35:19.384	4:43.008	114.052
8	40:21.600	5:02.216	106.803

11 58 Adrian CLARK

STK Behind 6.954

Best Time 4:43.008 Best Speed 114.052 On 7 Gp a

Lap	Elapsed Time	Lap Time	Lap Speed
1	6:34.357	6:34.357	80.571
2	11:27.025	4:52.668	110.287
3	16:17.153	4:50.128	111.253
4	21:03.309	4:46.156	112.797
5	25:49.926	4:46.617	112.616
6	30:36.376	4:46.450	112.681
7	35:19.384	4:43.008	114.052
8	40:21.600	5:02.216	106.803

KENNEDY International NORTH WEST 200

SUPERBIKE / SUPERSTOCK

Qualifying Session Two

Thursday, 14 May 2009

DETAILED RESULT

Superstock



Qualifying Classification

Position

11 17 James McBRIDE

STK Behind 4.888

Best Time 4:43.237 Best Speed 113.960 On 5 Gp a

Lap	Elapsed Time	Lap Time	Lap Speed
1	5:46.056	5:46.056	91.816
2	16:08.426	10:22.370	51.862
3	21:02.248	4:53.822	109.854
4	25:46.578	4:44.330	113.522
5	30:29.815	4:43.237	113.960
6	35:15.632	4:45.817	112.931
7	40:10.463	4:54.831	109.478
8	45:09.166	4:58.703	108.059

12 20 James McBRIDE

STK Behind 7.183

Best Time 4:43.237 Best Speed 113.960 On 5 Gp a

Lap	Elapsed Time	Lap Time	Lap Speed
1	5:46.056	5:46.056	91.816
2	16:08.426	10:22.370	51.862
3	21:02.248	4:53.822	109.854
4	25:46.578	4:44.330	113.522
5	30:29.815	4:43.237	113.960
6	35:15.632	4:45.817	112.931
7	40:10.463	4:54.831	109.478
8	45:09.166	4:58.703	108.059

12 72 Daniel KNEEN

STK Behind 5.711

Best Time 4:44.060 Best Speed 113.630 On 5 Gp a

Lap	Elapsed Time	Lap Time	Lap Speed
1	5:34.886	5:34.886	94.879
2	10:26.371	4:51.485	110.735
3	15:12.112	4:45.741	112.961
4	19:58.764	4:46.652	112.602
5	24:42.824	4:44.060	113.630
6	29:27.524	4:44.700	113.374
7	40:09.881	10:42.357	50.249

13 28 Andrew BRADY

STK Behind 7.290

Best Time 4:45.639 Best Speed 113.001 On 4 Gp a

Lap	Elapsed Time	Lap Time	Lap Speed
1	6:33.904	6:33.904	80.663
2	11:28.387	4:54.483	109.608
3	22:23.608	10:55.221	49.262
4	27:09.247	4:45.639	113.001
5	41:52.847	14:43.600	36.530
6	55:36.552	13:43.705	39.186

Superstock

Qualifying Classification

Position

14 23 Andrew BRADY

STK Behind 9.585

Best Time 4:45.639 Best Speed 113.001 On 4 Gp a

Lap	Elapsed Time	Lap Time	Lap Speed
1	6:33.904	6:33.904	80.663
2	11:28.387	4:54.483	109.608
3	22:23.608	10:55.221	49.262
4	27:09.247	4:45.639	113.001
5	41:52.847	14:43.600	36.530
6	55:36.552	13:43.705	39.186

14 39 Robert BARBER

STK Behind 8.120

Best Time 4:46.469 Best Speed 112.674 On 5 Gp a

Lap	Elapsed Time	Lap Time	Lap Speed
1	6:24.285	6:24.285	82.682
2	11:27.564	5:03.279	106.429
3	19:20.920	7:53.356	68.189
4	24:10.466	4:49.546	111.477
5	28:56.935	4:46.469	112.674
6	33:44.440	4:47.505	112.268
7	38:40.929	4:56.489	108.866
8	48:09.376	9:28.447	56.782

16 60 Robert BARBER

STK Behind 10.415

Best Time 4:46.469 Best Speed 112.674 On 5 Gp a

Lap	Elapsed Time	Lap Time	Lap Speed
1	6:24.285	6:24.285	82.682
2	11:27.564	5:03.279	106.429
3	19:20.920	7:53.356	68.189
4	24:10.466	4:49.546	111.477
5	28:56.935	4:46.469	112.674
6	33:44.440	4:47.505	112.268
7	38:40.929	4:56.489	108.866
8	48:09.376	9:28.447	56.782

15 36 Michael SWEENEY

STK Behind 8.673

Best Time 4:47.022 Best Speed 112.457 On 4 Gp a

Lap	Elapsed Time	Lap Time	Lap Speed
1	5:46.963	5:46.963	91.576
2	26:15.952	20:28.989	26.264
3	31:04.485	4:48.533	111.868
4	35:51.507	4:47.022	112.457
5	40:53.160	5:01.653	107.002



KENNEDY International NORTH WEST 200

SUPERBIKE / SUPERSTOCK

Qualifying Session Two

Thursday, 14 May 2009

DETAILED RESULT

Superstock

Qualifying Classification

Position

16 **1 Alastair SEELEY**

STK Behind **9.136**

Best Time **4:47.485** Best Speed **112.276** On **3** Gp **a**

Lap	Elapsed Time	Lap Time	Lap Speed
1	5:04.803	5:04.803	104.243
2	10:49.417	5:44.614	93.663
3	15:36.902	4:47.485	112.276
4	31:34.700	15:57.798	33.700
5	38:27.836	6:53.136	78.128
6	43:40.721	5:12.885	103.161

18 **9 Alastair SEELEY**

STK Behind **11.431**

Best Time **4:47.485** Best Speed **112.276** On **3** Gp **a**

Lap	Elapsed Time	Lap Time	Lap Speed
1	5:04.803	5:04.803	104.243
2	10:49.417	5:44.614	93.663
3	15:36.902	4:47.485	112.276
4	31:34.700	15:57.798	33.700
5	38:27.836	6:53.136	78.128
6	43:40.721	5:12.885	103.161

17 **3 Michael DUNLOP**

STK Behind **10.994**

Best Time **4:49.343** Best Speed **111.555** On **4** Gp **a**

Lap	Elapsed Time	Lap Time	Lap Speed
1	10:10.933	10:10.933	52.008
2	15:16.438	5:05.505	105.653
3	26:32.959	11:16.521	47.711
4	31:22.302	4:49.343	111.555
5	36:18.373	4:56.071	109.020
6	48:10.914	11:52.541	45.299

18 **51 Gerard KINGHAN**

STK Behind **11.333**

Best Time **4:49.682** Best Speed **111.424** On **5** Gp **a**

Lap	Elapsed Time	Lap Time	Lap Speed
1	6:25.757	6:25.757	82.367
2	11:28.189	5:02.432	106.727
3	16:30.151	5:01.962	106.893
4	25:59.348	9:29.197	56.707
5	30:49.030	4:49.682	111.424
6	35:39.874	4:50.844	110.979
7	40:39.002	4:59.128	107.906

Superstock

Qualifying Classification

Position

19 **66 Mark BUCKLEY**

STK Behind **12.335**

Best Time **4:50.684** Best Speed **111.040** On **3** Gp **a**

Lap	Elapsed Time	Lap Time	Lap Speed
1	6:03.571	6:03.571	87.393
2	14:52.816	8:49.245	60.988
3	19:43.500	4:50.684	111.040
4	24:44.587	5:01.087	107.204
5	31:52.871	7:08.284	75.365
6	36:51.194	4:58.323	108.197
7	42:04.867	5:13.673	102.902
8	52:13.970	10:09.103	52.992

25 **66 Mark BUCKLEY**

STK Behind **14.630**

Best Time **4:50.684** Best Speed **111.040** On **3** Gp **a**

Lap	Elapsed Time	Lap Time	Lap Speed
1	6:03.571	6:03.571	87.393
2	14:52.816	8:49.245	60.988
3	19:43.500	4:50.684	111.040
4	24:44.587	5:01.087	107.204
5	31:52.871	7:08.284	75.365
6	36:51.194	4:58.323	108.197
7	42:04.867	5:13.673	102.902
8	52:13.970	10:09.103	52.992

20 **46 Donald MacFADYEN**

STK Behind **12.346**

Best Time **4:50.695** Best Speed **111.036** On **4** Gp **a**

Lap	Elapsed Time	Lap Time	Lap Speed
1	12:02.507	12:02.507	43.977
2	17:00.555	4:58.048	108.297
3	21:53.753	4:53.198	110.088
4	26:44.448	4:50.695	111.036
5	31:39.416	4:54.968	109.427
6	41:33.477	9:54.061	54.334

26 **41 Donald MacFADYEN**

STK Behind **14.641**

Best Time **4:50.695** Best Speed **111.036** On **4** Gp **a**

Lap	Elapsed Time	Lap Time	Lap Speed
1	12:02.507	12:02.507	43.977
2	17:00.555	4:58.048	108.297
3	21:53.753	4:53.198	110.088
4	26:44.448	4:50.695	111.036
5	31:39.416	4:54.968	109.427
6	41:33.477	9:54.061	54.334



KENNEDY International NORTH WEST 200

SUPERBIKE / SUPERSTOCK

Qualifying Session Two

Thursday, 14 May 2009

DETAILED RESULT

Superstock



Qualifying Classification

Position

21 60 Russell MOUNTFORD

STK Behind 13.363

Best Time 4:51.712 Best Speed 110.649 On 3 Gp a

Lap	Elapsed Time	Lap Time	Lap Speed
1	6:36.455	6:36.455	80.144
2	11:32.741	4:56.286	108.941
3	16:24.453	4:51.712	110.649
4	21:19.010	4:54.557	109.580
5	34:18.079	12:59.069	41.431
6	39:19.714	5:01.635	107.009
7	56:33.972	17:14.258	31.208

28 74 Russell MOUNTFORD

STK Behind 15.658

Best Time 4:51.712 Best Speed 110.649 On 3 Gp a

Lap	Elapsed Time	Lap Time	Lap Speed
1	6:36.455	6:36.455	80.144
2	11:32.741	4:56.286	108.941
3	16:24.453	4:51.712	110.649
4	21:19.010	4:54.557	109.580
5	34:18.079	12:59.069	41.431
6	39:19.714	5:01.635	107.009
7	56:33.972	17:14.258	31.208

22 31 Paul CRANSTON

STK Behind 15.989

Best Time 4:54.338 Best Speed 109.662 On 6 Gp a

Lap	Elapsed Time	Lap Time	Lap Speed
1	5:47.965	5:47.965	91.313
2	10:56.437	5:08.472	104.637
3	15:55.970	4:59.533	107.760
4	20:50.778	4:54.808	109.487
5	25:46.404	4:55.626	109.184
6	30:40.742	4:54.338	109.662
7	35:37.358	4:56.616	108.819
8	49:04.674	13:27.316	39.981
9	54:18.131	5:13.457	102.973

Superstock

Qualifying Classification

Position

29 32 Paul CRANSTON

STK Behind 18.284

Best Time 4:54.338 Best Speed 109.662 On 6 Gp a

Lap	Elapsed Time	Lap Time	Lap Speed
1	5:47.965	5:47.965	91.313
2	10:56.437	5:08.472	104.637
3	15:55.970	4:59.533	107.760
4	20:50.778	4:54.808	109.487
5	25:46.404	4:55.626	109.184
6	30:40.742	4:54.338	109.662
7	35:37.358	4:56.616	108.819
8	49:04.674	13:27.316	39.981
9	54:18.131	5:13.457	102.973

23 59 John WALSH

STK Behind 16.003

Best Time 4:54.352 Best Speed 109.656 On 3 Gp a

Lap	Elapsed Time	Lap Time	Lap Speed
1	6:00.800	6:00.800	88.064
2	13:11.377	7:10.577	74.964
3	18:05.729	4:54.352	109.656
4	23:01.520	4:55.791	109.123
5	31:40.310	8:38.790	62.217
6	36:38.656	4:58.346	108.188

30 61 John WALSH

STK Behind 18.298

Best Time 4:54.352 Best Speed 109.656 On 3 Gp a

Lap	Elapsed Time	Lap Time	Lap Speed
1	6:00.800	6:00.800	88.064
2	13:11.377	7:10.577	74.964
3	18:05.729	4:54.352	109.656
4	23:01.520	4:55.791	109.123
5	31:40.310	8:38.790	62.217
6	36:38.656	4:58.346	108.188

24 26 Dennis BOOTH

STK Behind 16.020

Best Time 4:54.369 Best Speed 109.650 On 3 Gp a

Lap	Elapsed Time	Lap Time	Lap Speed
1	6:00.949	6:00.949	88.028
2	11:04.123	5:03.174	106.466
3	15:58.492	4:54.369	109.650



KENNEDY International NORTH WEST 200


SUPERBIKE / SUPERSTOCK

Qualifying Session Two

Thursday, 14 May 2009

DETAILED RESULT

Superstock



Qualifying Classification

Position

25 24 Jimmy MOORE

STK Behind 16.459

Best Time 4:54.808 Best Speed 109.487 On 6 Gp a

Lap	Elapsed Time	Lap Time	Lap Speed
1	5:44.457	5:44.457	92.243
2	15:18.491	9:34.034	56.229
3	22:47.506	7:29.015	71.885
4	27:43.248	4:55.742	109.141
5	34:39.734	6:56.486	77.500
6	39:34.542	4:54.808	109.487
7	45:40.045	6:05.503	88.310
8	54:56.032	9:15.987	58.055

32 12 Jimmy MOORE

STK Behind 18.754

Best Time 4:54.808 Best Speed 109.487 On 6 Gp a

Lap	Elapsed Time	Lap Time	Lap Speed
1	5:44.457	5:44.457	92.243
2	15:18.491	9:34.034	56.229
3	22:47.506	7:29.015	71.885
4	27:43.248	4:55.742	109.141
5	34:39.734	6:56.486	77.500
6	39:34.542	4:54.808	109.487
7	45:40.045	6:05.503	88.310
8	54:56.032	9:15.987	58.055

26 42 Scott WATTERSON

STK Behind 16.504

Best Time 4:54.853 Best Speed 109.470 On 4 Gp a

Lap	Elapsed Time	Lap Time	Lap Speed
1	6:26.784	6:26.784	82.148
2	11:40.892	5:14.108	102.760
3	25:55.999	14:15.107	37.747
4	30:50.852	4:54.853	109.470
5	35:50.014	4:59.162	107.893

33 57 Scott WATTERSON

STK Behind 18.799

Best Time 4:54.853 Best Speed 109.470 On 4 Gp a

Lap	Elapsed Time	Lap Time	Lap Speed
1	6:26.784	6:26.784	82.148
2	11:40.892	5:14.108	102.760
3	25:55.999	14:15.107	37.747
4	30:50.852	4:54.853	109.470
5	35:50.014	4:59.162	107.893

Superstock

Qualifying Classification

Position

27 56 Steve HENEGHAN

STK Behind 17.492

Best Time 4:55.841 Best Speed 109.105 On 4 Gp a

Lap	Elapsed Time	Lap Time	Lap Speed
1	6:58.880	6:58.880	75.854
2	12:01.642	5:02.762	106.610
3	16:58.403	4:56.761	108.766
4	21:54.244	4:55.841	109.105
5	39:04.417	17:10.173	31.332

35 56 Steve HENEGHAN

STK Behind 19.787

Best Time 4:55.841 Best Speed 109.105 On 4 Gp a

Lap	Elapsed Time	Lap Time	Lap Speed
1	6:58.880	6:58.880	75.854
2	12:01.642	5:02.762	106.610
3	16:58.403	4:56.761	108.766
4	21:54.244	4:55.841	109.105
5	39:04.417	17:10.173	31.332

28 81 David PAREDES

STK Behind 19.240

Best Time 4:57.589 Best Speed 108.464 On 4 Gp a

Lap	Elapsed Time	Lap Time	Lap Speed
1	7:06.328	7:06.328	74.529
2	12:13.438	5:07.110	105.101
3	17:20.406	5:06.968	105.150
4	22:17.995	4:57.589	108.464
5	27:16.128	4:58.133	108.266
6	38:54.397	11:38.269	46.225
7	44:06.383	5:11.986	103.458

37 79 David PAREDES

STK Behind 21.535

Best Time 4:57.589 Best Speed 108.464 On 4 Gp a

Lap	Elapsed Time	Lap Time	Lap Speed
1	7:06.328	7:06.328	74.529
2	12:13.438	5:07.110	105.101
3	17:20.406	5:06.968	105.150
4	22:17.995	4:57.589	108.464
5	27:16.128	4:58.133	108.266
6	38:54.397	11:38.269	46.225
7	44:06.383	5:11.986	103.458



KENNEDY International NORTH WEST 200

SUPERBIKE / SUPERSTOCK

Qualifying Session Two

Thursday, 14 May 2009

DETAILED RESULT

Superstock

Qualifying Classification

Position

29 32 Paul SHOESMITH

STK Behind 19.648

Best Time 4:57.997 Best Speed 108.315 On 3 Gp a

Lap	Elapsed Time	Lap Time	Lap Speed
1	6:00.355	6:00.355	88.173
2	11:03.782	5:03.427	106.377
3	16:01.779	4:57.997	108.315
4	21:03.986	5:02.207	106.806
5	32:08.066	11:04.080	48.605
6	37:08.642	5:00.576	107.386
7	44:51.742	7:43.100	69.699

38 52 Paul SHOESMITH

STK Behind 21.943

Best Time 4:57.997 Best Speed 108.315 On 3 Gp a

Lap	Elapsed Time	Lap Time	Lap Speed
1	6:00.355	6:00.355	88.173
2	11:03.782	5:03.427	106.377
3	16:01.779	4:57.997	108.315
4	21:03.986	5:02.207	106.806
5	32:08.066	11:04.080	48.605
6	37:08.642	5:00.576	107.386
7	44:51.742	7:43.100	69.699

30 20 Amaury BARATIN

STK Behind 19.965

Best Time 4:58.314 Best Speed 108.200 On 3 Gp a

Lap	Elapsed Time	Lap Time	Lap Speed
1	20:37.716	20:37.716	25.671
2	25:41.865	5:04.149	106.124
3	30:40.179	4:58.314	108.200
4	35:40.843	5:00.664	107.354
5	42:30.084	6:49.241	78.872

39 26 Amaury BARATIN

STK Behind 22.260

Best Time 4:58.314 Best Speed 108.200 On 3 Gp a

Lap	Elapsed Time	Lap Time	Lap Speed
1	20:37.716	20:37.716	25.671
2	25:41.865	5:04.149	106.124
3	30:40.179	4:58.314	108.200
4	35:40.843	5:00.664	107.354
5	42:30.084	6:49.241	78.872

Superstock

Qualifying Classification

Position

31 50 Coyles WRIGHT

STK Behind 20.699

Best Time 4:59.048 Best Speed 107.935 On 4 Gp a

Lap	Elapsed Time	Lap Time	Lap Speed
1	7:27.054	7:27.054	71.073
2	12:33.713	5:06.659	105.256
3	17:34.127	5:00.414	107.444
4	22:33.175	4:59.048	107.935
5	32:52.813	10:19.638	52.091

32 18 Christian ELKIN

STK Behind 20.855

Best Time 4:59.204 Best Speed 107.878 On 4 Gp a

Lap	Elapsed Time	Lap Time	Lap Speed
1	20:15.657	20:15.657	26.137
2	25:15.766	5:00.109	107.553
3	37:24.439	12:08.673	44.296
4	42:23.643	4:59.204	107.878

33 69 Dave WOOLAMS

STK Behind 21.670

Best Time 5:00.019 Best Speed 107.585 On 4 Gp a

Lap	Elapsed Time	Lap Time	Lap Speed
1	7:09.209	7:09.209	74.028
2	14:09.128	6:59.919	76.866
3	19:10.439	5:01.311	107.124
4	24:10.458	5:00.019	107.585

40 44 Dave WOOLAMS

STK Behind 23.965

Best Time 5:00.019 Best Speed 107.585 On 4 Gp a

Lap	Elapsed Time	Lap Time	Lap Speed
1	7:09.209	7:09.209	74.028
2	14:09.128	6:59.919	76.866
3	19:10.439	5:01.311	107.124
4	24:10.458	5:00.019	107.585

KENNEDY International NORTH WEST 200


SUPERBIKE / SUPERSTOCK

Qualifying Session Two

Thursday, 14 May 2009

DETAILED RESULT

Superstock



Qualifying Classification

Position

34 25 Ben WYLIE

STK Behind 21.710

Best Time 5:00.059 Best Speed 107.571 On 4 Gp a

Lap	Elapsed Time	Lap Time	Lap Speed
1	6:35.916	6:35.916	80.253
2	11:47.787	5:11.871	103.497
3	27:57.221	16:09.434	33.295
4	32:57.280	5:00.059	107.571
5	38:00.226	5:02.946	106.546
6	43:25.596	5:25.370	99.203

35 71 Davy MORGAN

STK Behind 22.754

Best Time 5:01.103 Best Speed 107.198 On 3 Gp a

Lap	Elapsed Time	Lap Time	Lap Speed
1	5:46.522	5:46.522	91.693
2	10:52.050	5:05.528	105.645
3	15:53.153	5:01.103	107.198
4	20:58.456	5:05.303	105.723

36 27 Andrew NEILL

STK Behind 23.977

Best Time 5:02.326 Best Speed 106.764 On 4 Gp a

Lap	Elapsed Time	Lap Time	Lap Speed
1	6:32.851	6:32.851	80.880
2	13:20.408	6:47.557	79.198
3	23:24.263	10:03.855	53.453
4	28:26.589	5:02.326	106.764
5	33:30.650	5:04.061	106.155

37 43 Mark McPHEE

STK Behind 25.635

Best Time 5:03.984 Best Speed 106.182 On 5 Gp a

Lap	Elapsed Time	Lap Time	Lap Speed
1	7:41.258	7:41.258	68.885
2	12:54.243	5:12.985	103.128
3	23:51.409	10:57.166	49.116
4	35:15.323	11:23.914	47.195
5	40:19.307	5:03.984	106.182

Superstock

Qualifying Classification

Position

42 46 Mark McPHEE

STK Behind 27.930

Best Time 5:03.984 Best Speed 106.182 On 5 Gp a

Lap	Elapsed Time	Lap Time	Lap Speed
1	7:41.258	7:41.258	68.885
2	12:54.243	5:12.985	103.128
3	23:51.409	10:57.166	49.116
4	35:15.323	11:23.914	47.195
5	40:19.307	5:03.984	106.182

38 64 John HILDRETH

STK Behind 26.402

Best Time 5:04.751 Best Speed 105.915 On 5 Gp a

Lap	Elapsed Time	Lap Time	Lap Speed
1	8:03.059	8:03.059	65.776
2	13:25.830	5:22.771	100.002
3	18:34.102	5:08.272	104.705
4	23:42.577	5:08.475	104.636
5	28:47.328	5:04.751	105.915
6	33:53.497	5:06.169	105.424
7	39:13.285	5:19.788	100.934

44 55 John HILDRETH

STK Behind 28.697

Best Time 5:04.751 Best Speed 105.915 On 5 Gp a

Lap	Elapsed Time	Lap Time	Lap Speed
1	8:03.059	8:03.059	65.776
2	13:25.830	5:22.771	100.002
3	18:34.102	5:08.272	104.705
4	23:42.577	5:08.475	104.636
5	28:47.328	5:04.751	105.915
6	33:53.497	5:06.169	105.424
7	39:13.285	5:19.788	100.934

39 73 Tony CZYZEWSKI

STK Behind 28.758

Best Time 5:07.107 Best Speed 105.102 On 2 Gp a

Lap	Elapsed Time	Lap Time	Lap Speed
1	7:04.959	7:04.959	74.769
2	12:12.066	5:07.107	105.102
3	17:20.204	5:08.138	104.750
4	23:08.596	5:48.392	92.647

KENNEDY International NORTH WEST 200

SUPERBIKE / SUPERSTOCK

Qualifying Session Two

Thursday, 14 May 2009

DETAILED RESULT

Superstock

Qualifying Classification

Position

47 64 Tony CZYZEWSKI

STK Behind 31.053

Best Time 5:07.107 Best Speed 105.102 On 2 Gp a

Lap	Elapsed Time	Lap Time	Lap Speed
1	7:04.959	7:04.959	74.769
2	12:12.066	5:07.107	105.102
3	17:20.204	5:08.138	104.750
4	23:08.596	5:48.392	92.647

40 61 Bruce BIRNIE

STK Behind 31.651

Best Time 5:10.000 Best Speed 104.121 On 2 Gp a

Lap	Elapsed Time	Lap Time	Lap Speed
1	7:03.026	7:03.026	75.110
2	12:13.026	5:10.000	104.121
3	17:27.076	5:14.050	102.779
4	38:08.962	20:41.886	25.991
5	43:32.474	5:23.512	99.772
6	48:56.552	5:24.078	99.598
7	54:30.144	5:33.592	96.758

48 45 Bruce BIRNIE

STK Behind 33.946

Best Time 5:10.000 Best Speed 104.121 On 2 Gp a

Lap	Elapsed Time	Lap Time	Lap Speed
1	7:03.026	7:03.026	75.110
2	12:13.026	5:10.000	104.121
3	17:27.076	5:14.050	102.779
4	38:08.962	20:41.886	25.991
5	43:32.474	5:23.512	99.772
6	48:56.552	5:24.078	99.598
7	54:30.144	5:33.592	96.758

41 70 Mike SKINNER

STK Behind 35.993

Best Time 5:14.342 Best Speed 102.683 On 4 Gp a

Lap	Elapsed Time	Lap Time	Lap Speed
1	7:21.100	7:21.100	72.033
2	23:13.164	15:52.064	33.903
3	28:29.506	5:16.342	102.034
4	33:43.848	5:14.342	102.683
5	39:02.093	5:18.245	101.424
6	44:27.312	5:25.219	99.249

Superstock

Qualifying Classification

Position

42 35 Toni RECHBERGER

STK Behind 39.005

Best Time 5:17.354 Best Speed 101.709 On 2 Gp a

Lap	Elapsed Time	Lap Time	Lap Speed
1	7:34.394	7:34.394	69.925
2	12:51.748	5:17.354	101.709
3	18:10.765	5:19.017	101.178
4	23:35.354	5:24.589	99.441
5	29:02.097	5:26.743	98.786
6	49:04.574	20:02.477	26.843
7	55:37.123	6:32.549	82.226

50 36 Toni RECHBERGER

STK Behind 41.300

Best Time 5:17.354 Best Speed 101.709 On 2 Gp a

Lap	Elapsed Time	Lap Time	Lap Speed
1	7:34.394	7:34.394	69.925
2	12:51.748	5:17.354	101.709
3	18:10.765	5:19.017	101.178
4	23:35.354	5:24.589	99.441
5	29:02.097	5:26.743	98.786
6	49:04.574	20:02.477	26.843
7	55:37.123	6:32.549	82.226

43 55 Brian WYLES

STK Behind 41.417

Best Time 5:19.766 Best Speed 100.941 On 4 Gp a

Lap	Elapsed Time	Lap Time	Lap Speed
1	6:38.124	6:38.124	79.808
2	12:00.563	5:22.439	100.105
3	17:20.725	5:20.162	100.816
4	22:40.491	5:19.766	100.941
5	28:01.187	5:20.696	100.649
6	38:57.991	10:56.804	49.143
7	44:20.764	5:22.773	100.001
8	49:50.951	5:30.187	97.756

Non Qualifiers

Position

5 Bruce ANSTEY

STK Behind 9.697

Best Time 4:48.046 Best Speed 112.057 On 2 Gp a

Lap	Elapsed Time	Lap Time	Lap Speed
1	18:24.528	18:24.528	28.767
2	23:12.574	4:48.046	112.057

KENNEDY International NORTH WEST 200


SUPERBIKE / SUPERSTOCK

Qualifying Session Two

Thursday, 14 May 2009

DETAILED RESULT

Superstock



Non Qualifiers

Position

2 Keith AMOR

STK Behind **10.866**

Best Time **4:49.215** Best Speed **111.604** On **4** Gp **a**

Lap	Elapsed Time	Lap Time	Lap Speed
1	16:49.753	16:49.753	31.467
2	23:05.741	6:15.988	85.847
3	38:41.881	15:36.140	34.479
4	43:31.096	4:49.215	111.604

49 Conor CUMMINS

STK Behind **17.644**

Best Time **4:55.993** Best Speed **109.049** On **2** Gp **a**

Lap	Elapsed Time	Lap Time	Lap Speed
1	37:57.256	37:57.256	13.953
2	42:53.249	4:55.993	109.049

13 Adrian ARCHIBALD

STK Behind **25.768**

Best Time **5:04.117** Best Speed **106.135** On **2** Gp **a**

Lap	Elapsed Time	Lap Time	Lap Speed
1	5:38.482	5:38.482	93.871
2	10:42.599	5:04.117	106.135

54 David HEWSON

STK Behind **30.250**

Best Time **5:06.304** Best Speed **105.378** On **2** Gp **a**

Lap	Elapsed Time	Lap Time	Lap Speed
1	32:48.356	32:48.356	16.142
1	32:48.356	32:48.356	16.142
2	37:54.660	5:06.304	105.378
2	37:54.660	5:06.304	105.378

42 Michael NIBLETT

STK Behind **43.018**

Best Time **5:19.072** Best Speed **101.161** On **2** Gp **a**

Lap	Elapsed Time	Lap Time	Lap Speed
1	33:44.257	33:44.257	15.696
1	33:44.257	33:44.257	15.696
2	39:03.329	5:19.072	101.161
2	39:03.329	5:19.072	101.161

Superstock

Non Qualifiers

Position

75 Graham ENGLISH

STK Behind **1:21.808**

Best Time **6:00.151** Best Speed **89.622** On **4** Gp **a**

Lap	Elapsed Time	Lap Time	Lap Speed
1	7:58.323	7:58.323	66.427
1	7:58.323	7:58.323	66.427
2	29:38.272	21:39.949	24.830
2	29:38.272	21:39.949	24.830
3	42:32.899	12:54.627	41.669
3	42:32.899	12:54.627	41.669
4	48:33.050	6:00.151	89.622
4	48:33.050	6:00.151	89.622

200 Michael RUTTER

STK Behind **1:35.462**

Best Time **6:13.811** Best Speed **86.347** On **2** Gp **a**

Lap	Elapsed Time	Lap Time	Lap Speed
1	7:45.987	7:45.987	68.186
2	13:59.798	6:13.811	86.347

30 Ian MACKMAN

STK Behind **2:17.738**

Best Time **6:53.792** Best Speed **78.004** On **1** Gp **a**

Lap	Elapsed Time	Lap Time	Lap Speed
1	6:53.792	6:53.792	76.786
1	6:53.792	6:53.792	76.786
2	39:25.970	32:32.178	16.534
2	39:25.970	32:32.178	16.534

29 Ryan McCAY

STK Behind **2:28.188**

Best Time **7:06.537** Best Speed **75.674** On **1** Gp **a**

Lap	Elapsed Time	Lap Time	Lap Speed
1	7:06.537	7:06.537	74.492
1	7:06.537	7:06.537	74.492

16 John BURROWS

STK Behind **4:00.509**

Best Time **8:38.858** Best Speed **62.209** On **3** Gp **a**

Lap	Elapsed Time	Lap Time	Lap Speed
1	24:32.339	24:32.339	21.580
2	36:15.657	11:43.318	45.893
3	44:54.515	8:38.858	62.209

KENNEDY International NORTH WEST 200

SUPERBIKE / SUPERSTOCK

Qualifying Session Two

Thursday, 14 May 2009

DETAILED RESULT

Superstock



Non Qualifiers

Position

53 Fabrice MIGUET

STK Behind **34:59.207**

Best Time **39:37.556** Best Speed **13.576** On 1 Gp a

Lap	Elapsed Time	Lap Time	Lap Speed
1	39:37.556	39:37.556	13.364
1	39:37.556	39:37.556	13.364

25 Emmanuel CHERON

STK Behind **35:09.658**

Best Time **39:45.712** Best Speed **13.530** On 1 Gp a

Lap	Elapsed Time	Lap Time	Lap Speed
1	39:45.712	39:45.712	13.318
1	39:45.712	39:45.712	13.318

7 Guy MARTIN

STK Behind **47:13.084**

Best Time **51:51.433** Best Speed **10.374** On 1 Gp a

Lap	Elapsed Time	Lap Time	Lap Speed
1	51:51.433	51:51.433	10.212

44 Damien MULLEADY

STK Behind **51:32.099**

Best Time **56:10.448** Best Speed **9.577** On 1 Gp a

Lap	Elapsed Time	Lap Time	Lap Speed
1	56:10.448	56:10.448	9.427

Speed TrapSuperbike/Superstock Session 2*Superstock*

No.	Name	Lap 1	Lap 2	Lap 3	Lap 4	Lap 5	Lap 6	Lap 7	Lap 8	Lap 9	Lap 10
102	Keith AMOR			151							
107	Guy MARTIN									176	
108	Ryan FARQUHAR				186	182					
112	Stephen THOMPSON								171	174	
114	Marc FISSETTE		180								
116	John BURROWS							172	174		
117	James McBRIDE		178	176							
118	Christian ELKIN							176			
119	William DUNLOP	182				181	184			180	
120	Amaury BARATIN						176		171		
123	Gavin HUNT		182			179		174	178		
126	Dennis BOOTH	181									
127	Andrew NEILL					176	178				
128	Andrew BRADY		177			173					
132	Paul SHOESMITH			178			176	176			
135	Toni RECHBERGER		175	175						169	
136	Michael SWEENEY					173	176	172	172		
139	Robert BARBER	159									
143	Mark McPHEE				182		179	173			
146	Donald MacFADYEN								172		
147	Michael NIBLETT						173				
148	John TATTERSALL					174					
149	Conor CUMMINS								181		
150	Coyles WRIGHT	163		173	172		179				
151	Gerard KINGHAN	170	185	172		172		182		171	
152	Stefano BONETTI	172	184	183	183		170	183	162		
153	Fabrice MIGUET							154			
155	Brian WYLES		163	166		180					
158	Paul DOBBS						178				
159	John WALSH			180							
160	Russell MOUNTFORD			178	176						
161	Bruce BIRNIE		184						163	169	
164	John HILDRETH			170	174	174	175				
170	Mike SKINNER	165					170				
171	Davy MORGAN	173									
172	Daniel KNEEN		178			180		177	178		
173	Tony CZYZEWSKI		185	175							
177	Les SHAND	177		185							
178	Mark PARRETT				179						
180	Carl RENNIE					172			177		

KENNEDY International NORTH WEST 200

SUPERBIKE / SUPERSTOCK

Combined Qualifying Superstock


Thursday, 14 May 2009



-----Best Time / Qual Laps-----

Pos	Class	No	Name	Session A	Session B	Session C	Session D	Overall Best Time / Speed / Total Qual Laps					
1	STK	1	Alastair SEELEY	4:28.754	7	-----	4:47.485	3	-----	4:28.754	120.101	10	
2	STK	6	Cameron DONALD	4:44.674	1	4:29.478	3	-----	-----	4:29.478	119.778	4	
3	STK	5	Bruce ANSTEY	4:46.133	1	4:30.869	3	4:48.046	1	-----	4:30.869	119.163	5
4	STK	8	Ryan FARQUHAR	4:31.348	7	-----	4:42.576	2	-----	4:31.348	118.953	9	
5	STK	10	Gary JOHNSON	4:39.303	2	4:31.846	2	-----	-----	4:31.846	118.735	4	
6	STK	2	Keith AMOR	4:36.016	1	4:32.087	3	4:49.215	1	-----	4:32.087	118.630	5
7	STK	59	John WALSH	4:32.304	6	-----	4:54.352	3	-----	4:32.304	118.535	9	
8	STK	77	Les SHAND	4:38.153	5	4:32.650	3	4:38.527	4	-----	4:32.650	118.385	12
9	STK	49	Conor CUMMINS	4:35.137	3	4:33.542	3	4:55.993	1	-----	4:33.542	117.999	7
10	STK	7	Guy MARTIN	-----	-----	4:34.263	4	51:51.433	0	-----	4:34.263	117.688	4
11	STK	4	Ian HUTCHINSON	-----	-----	4:34.359	3	-----	-----	4:34.359	117.647	3	
12	STK	13	Adrian ARCHIBALD	-----	-----	4:35.241	4	5:04.117	1	-----	4:35.241	117.270	5
13	STK	9	Ian LOUGHER	4:37.134	1	-----	4:41.711	2	-----	4:37.134	116.469	3	
14	STK	19	William DUNLOP	4:37.432	6	-----	4:40.808	4	-----	4:37.432	116.344	10	
15	STK	12	Stephen THOMPSON	-----	-----	4:37.861	6	-----	-----	4:37.861	116.165	6	
16	STK	72	Daniel KNEEN	4:38.189	5	-----	4:44.060	5	-----	4:38.189	116.028	10	
17	STK	68	Derek BRIEN	4:44.536	5	-----	4:38.349	5	-----	4:38.349	115.961	10	
18	STK	34	Michael PEARSON	4:42.965	4	-----	4:38.850	5	-----	4:38.850	115.753	9	
19	STK	3	Michael DUNLOP	4:39.755	4	-----	4:49.343	3	-----	4:39.755	115.378	7	
20	STK	18	Christian ELKIN	4:40.398	6	-----	4:59.204	2	-----	4:40.398	115.114	8	
21	STK	23	Gavin HUNT	-----	-----	4:41.065	6	-----	-----	4:41.065	114.840	6	
22	STK	17	James McBRIDE	4:41.219	6	-----	4:43.237	6	-----	4:41.219	114.777	12	
23	STK	14	Marc FISSETTE	4:52.605	7	4:48.661	3	4:41.400	6	-----	4:41.400	114.704	16
24	STK	80	Carl RENNIE	4:48.541	4	4:41.515	4	4:41.707	3	-----	4:41.515	114.657	11
25	STK	52	Stefano BONETTI	4:45.954	6	-----	4:41.519	6	-----	4:41.519	114.655	12	
26	STK	200	Michael RUTTER	15:35.991	0	4:41.691	2	6:13.811	0	-----	4:41.691	114.585	2
27	STK	38	Adrian CLARK	4:54.168	4	5:18.102	1	4:43.008	7	-----	4:43.008	114.052	12
28	STK	33	Olie LINSDELL	-----	-----	4:43.015	4	-----	-----	4:43.015	114.049	4	
29	STK	30	Ian MACKMAN	4:43.493	6	-----	6:53.792	0	-----	4:43.493	113.857	6	
30	STK	28	Andrew BRADY	4:47.117	3	4:43.716	2	4:45.639	2	-----	4:43.716	113.767	7
31	STK	39	Robert BARBER	4:44.403	6	-----	4:46.469	5	-----	4:44.403	113.492	11	
32	STK	56	Steve HENEGHAN	4:46.436	6	-----	4:55.841	3	-----	4:46.436	112.687	9	
33	STK	36	Michael SWEENEY	4:48.597	4	-----	4:47.022	3	-----	4:47.022	112.457	7	
34	STK	16	John BURROWS	-----	-----	4:47.978	2	8:38.858	0	-----	4:47.978	112.084	2
35	STK	81	David PAREDES	5:00.618	6	4:49.380	4	4:57.589	5	-----	4:49.380	111.541	15
36	STK	43	Mark McPHEE	4:56.552	2	4:49.455	3	5:03.984	2	-----	4:49.455	111.512	7
37	STK	51	Gerard KINGHAN	4:56.069	6	-----	4:49.682	5	-----	4:49.682	111.424	11	
38	STK	60	Russell MOUNTFORD	4:50.075	5	-----	4:51.712	4	-----	4:50.075	111.273	9	
39	STK	74	David HEWSON	4:50.163	5	-----	5:06.304	1	-----	4:50.163	111.240	6	
40	STK	47	Michael NIBLETT	4:53.236	4	4:50.310	2	5:19.072	1	-----	4:50.310	111.183	7
41	STK	71	Davy MORGAN	4:50.472	1	-----	5:01.103	3	-----	4:50.472	111.121	4	
42	STK	66	Mark BUCKLEY	-----	-----	-----	4:50.684	4	-----	4:50.684	111.040	4	
43	STK	46	Donald MacFADYEN	4:57.522	5	4:52.890	4	4:50.695	4	-----	4:50.695	111.036	13
44	STK	78	Mark PARRETT	4:51.515	2	-----	-----	-----	-----	4:51.515	110.724	2	
45	STK	53	Fabrice MIGUET	5:07.493	2	4:51.774	6	39:37.556	0	-----	4:51.774	110.625	8
46	STK	26	Dennis BOOTH	4:51.819	5	-----	4:54.369	2	-----	4:51.819	110.608	7	


These Results are provisional and are subject to ratification by the Stewards of the Meeting.

Track	The Triangle	Signed		Organising Club	Coleraine & District Motor Club
Length(miles)	8.9660 Lap 1 (8.8260)	Chief Timekeeper			
Weather		Issued At:			
Track					



KENNEDY International NORTH WEST 200

SUPERBIKE / SUPERSTOCK Combined Qualifying Superstock Thursday, 14 May 2009




Qualifying Classification

47	STK	27	Andrew NEILL	4:52.278	2	-----	5:02.326	2	-----	4:52.278	110.435	4
48	STK	61	Bruce BIRNIE	5:00.281	5	4:53.099	4 5:10.000	4	-----	4:53.099	110.125	13
49	STK	69	Dave WOOLAMS	4:55.904	6	4:53.595	4 5:00.019	2	-----	4:53.595	109.939	12
50	STK	31	Paul CRANSTON	4:56.438	4	41:36.594	0 4:54.338	7	-----	4:54.338	109.662	11
51	STK	40	Kevin STROWGER	4:55.888	7	4:54.600	5 -----	-----	-----	4:54.600	109.564	12
52	STK	24	Jimmy MOORE	4:58.080	6	32:42.485	0 4:54.808	2	-----	4:54.808	109.487	8
53	STK	42	Scott WATTERSON	5:00.329	4	4:58.967	2 4:54.853	3	-----	4:54.853	109.470	9
54	STK	29	Ryan McCAY	4:55.152	3	-----	7:06.537	0	-----	4:55.152	109.359	3
55	STK	75	Graham ENGLISH	5:01.448	4	4:55.419	4 6:00.151	0	-----	4:55.419	109.260	8
56	STK	73	Tony CZYZEWSKI	4:57.609	4	4:55.530	3 5:07.107	2	-----	4:55.530	109.219	9
57	STK	48	John TATTERSALL	-----	-----	4:57.625	3 -----	-----	-----	4:57.625	108.451	3
58	STK	32	Paul SHOESMITH	4:59.765	4	-----	4:57.997	4	-----	4:57.997	108.315	8
59	STK	20	Amaury BARATIN	5:01.350	5	-----	4:58.314	3	-----	4:58.314	108.200	8
60	STK	50	Coyles WRIGHT	4:59.404	6	-----	4:59.048	3	-----	4:59.048	107.935	9
61	STK	25	Ben WYLIE	5:05.664	4	-----	5:00.059	4	-----	5:00.059	107.571	8
62	STK	64	John HILDRETH	5:06.514	5	5:09.639	2 5:04.751	6	-----	5:04.751	105.915	13
63	STK	21	Emmanuel CHERON	5:11.113	7	5:05.353	3 39:45.712	0	-----	5:05.353	105.706	10
64	STK	70	Mike SKINNER	5:06.276	2	-----	5:14.342	4	-----	5:06.276	105.387	6
65	STK	57	Garth WOODS	5:11.529	3	-----	-----	-----	-----	5:11.529	103.610	3
66	STK	62	Alan O DWYER	-----	-----	5:12.677	2 -----	-----	-----	5:12.677	103.230	2
67	STK	35	Toni RECHBERGER	7:25.944	0	-----	5:17.354	4	-----	5:17.354	101.709	4
68	STK	55	Brian WYLES	5:23.992	0	-----	5:19.766	5	-----	5:19.766	100.941	5

Non Qualifiers

STK	37	Paul GARTLAND	5:33.138	0	-----	-----	-----	-----	-----			0
STK	45	Johnny McCAY	6:46.797	0	-----	-----	-----	-----	-----			0
STK	44	Damien MULLEADY	-----	-----	4:41.950	1	56:10.448	0	-----			1

These Results are provisional and are subject to ratification by the Stewards of the Meeting.

Track	The Triangle	Signed		Organising Club	Coleraine & District Motor Club
Length(miles)	8.9660 Lap 1 (8.8260)		Chief Timekeeper		
Weather		Issued At:			
Track					



MCUI
Ulster Centre
Timing
www.mcui-uc.org.uk

