



VAUXHALL
International 2017
North West 200®

Tuesday 9th – Saturday 13th May 2017

promoted by
Coleraine & District Motor Club
www.northwest200.org



VAUXHALL
SUPERBIKE RACE



**Causeway
Coast & Glens
Borough Council**



tourism
northernireland



Northern Ireland
Executive



Department for
Communities

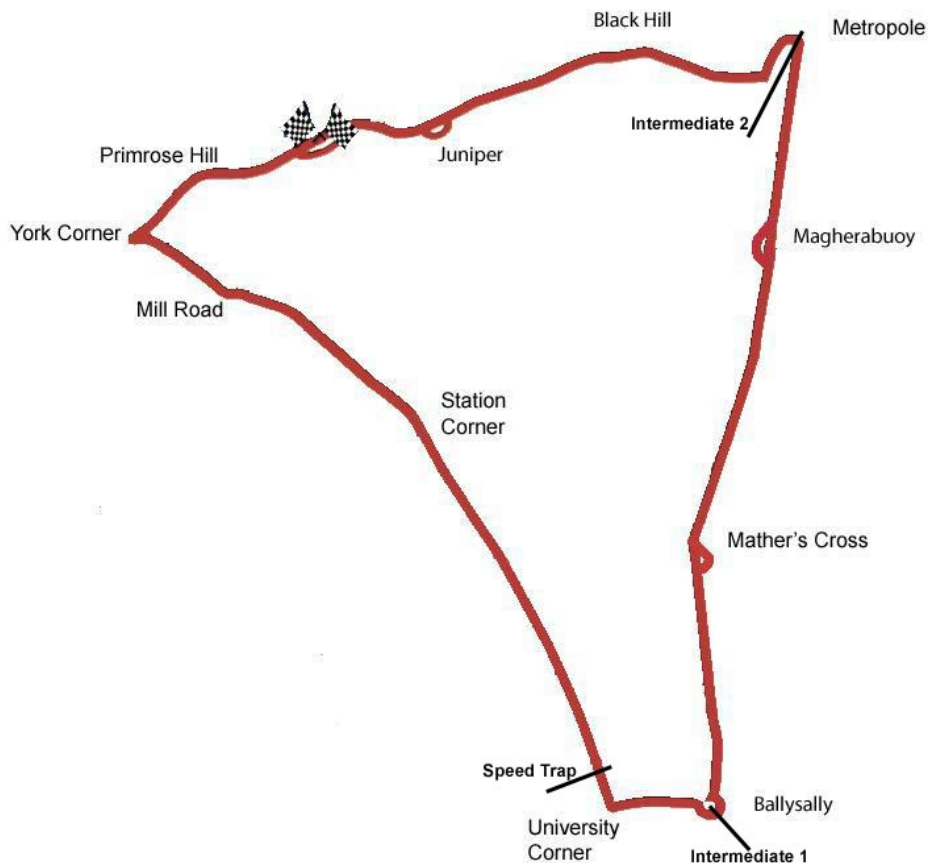


Department for
Infrastructure



Department for the
Economy

The Triangle Circuit 8.970 miles



MOST WINS at NORTH WEST 200

Alastair Seeley	17	2008 - 16	(Supersport – 9, Superstock – 5, Superbike – 3)
Robert Dunlop	15	1986 - 06	(125 – 5, 250 – 4, 350 – 1, Superbike – 5)
Joey Dunlop	13	1979 - 88	(250 – 1, 500 – 1, Production 750 – 2, Superbike – 9)
Michael Rutter	13	1997 - 12	(Supersport – 2, Production/Superstock – 2, Superbike – 9)
Phillip McCallen	11	1991 - 97	(250 – 2, 400 – 1, Supersport – 4, Superbike – 4)
Bruce Anstey	10	2002 - 14	(Supersport – 5, Production/Superstock – 4, Superbike – 1)
Tony Rutter	9	1973 - 82	(250 – 2, 350 – 5, 500 – 1, Superbike – 1)
Ian Lougher	8	1991 - 05	(125 – 5, 250 – 1, Supersport – 1, Superstock – 1)
Steve Plater	8	2006 - 09	(Supersport – 3, Superbike – 5)
Steven Cull	6	1980 - 88	(250 – 3, 350 – 1, Superbike – 2)
John McGuinness	6	2000 - 12	(250 – 1, 400 – 1, Supersport – 1, Superbike – 3)
Arthur Wheeler	5	1951 - 62	(250 – 5)
Tommy Robb	5	1959 - 65	(125 – 1, 250 – 4)
John Williams	5	1974 - 77	(350 – 1, 500 – 2, Superbike – 2)
Mick Grant	5	1975 - 82	(500 – 2, Superbike – 3)
Woolsey Coulter	5	1989 - 98	(250 – 5)
Ian Simpson	5	1995 - 98	(Supersport – 1, Production – 1, Superbike – 3)
Ryan Farquhar	5	2003 - 15	(Supertwin -2, Supersport – 3)
Michael Dunlop	5	2008 - 16	(250 – 1, Supersport – 1, Superstock – 1, Superbike – 2)
Ernie Nott	4	1929 - 32	(500 – 4)
Jimmie Guthrie	4	1934 - 37	(500 – 4)
Bob McIntyre	4	1953 - 61	(350 – 2, 500 – 2)
Eddie Laycock	4	1986 - 90	(250 – 4)
David Jefferies	4	1999 - 02	(Supersport – 1, Superbike – 4)
William Dunlop	4	2009 - 14	(125 – 1, 250 – 1, Supersport – 1, Superbike – 1)

The Triangle Circuit 8.970 miles

LAP & RACE RECORDS & BEST SECTORS ANALYSIS (RACE & QUALIFYING)

SUPERTWIN	Name	Machine	Laps	m	s	mph	Session & Year
Lap Record	Ivan Lintin	Kawasaki	4	55.434		109.304	Supertwin-2 2016
Best Qualifying Lap	Daniel Cooper	Kawasaki	4	58.686		108.114	Thu Qualifying 2016
Best Sector 1	Martin Jessopp	Kawasaki	2	11.717		111.143	Supertwin-2 2016
Best Sector 2	Jeremy McWilliams	Kawasaki	1	33.976		118.064	Supertwin-2 2015
Best Sector 3	Ivan Lintin	Kawasaki	1	07.386		97.311	Supertwin-2 2016
Ideal Lap (sum of best sectors)			4	53.079		110.182	
Difference (Best Lap – Ideal Lap)						2.355	
Race Record	Ivan Lintin	Kawasaki	3	14	45.045	108.889	Supertwin-2 2016

SUPERSPORT	Name	Machine	Laps	m	s	mph	Session & Year
Lap Record	Alastair Seeley	Kawasaki	4	34.045		117.835	Supersport-1 2016
Best Qualifying Lap	Alastair Seeley	Yamaha	4	35.624		117.160	Thu Qualifying 2014
Best Sector 1	Alastair Seeley	Kawasaki	2	02.490		119.515	Supersport-1 2016
Best Sector 2	Bruce Anstey	Honda	1	26.737		127.918	Supersport-1 2016
Best Sector 3	Michael Dunlop	Yamaha	1	03.902		102.616	Supersport-1 2015
Ideal Lap (sum of best sectors)			4	33.129		118.230	
Difference (Best Lap – Ideal Lap)						0.916	
Race Record	Alastair Seeley	Kawasaki	6	27	39.302	116.463	Supersport-2 2016

SUPERSTOCK	Name	Machine	Laps	m	s	mph	Session & Year
Lap Record	Ian Hutchinson	BMW	4	23.175		122.702	Superstock-1 2016
Best Qualifying Lap	Alastair Seeley	BMW	4	24.240		122.207	Thu Qualifying 2016
Best Sector 1	Ian Hutchinson	BMW	1	57.454		124.639	Superstock-1 2016
Best Sector 2	Alastair Seeley	BMW	1	21.910		135.456	Superstock-1 2016
Best Sector 3	Michael Dunlop	BMW	1	02.786		104.440	Superstock-1 2016
Ideal Lap (sum of best sectors)			4	22.150		123.181	
Difference (Best Lap – Ideal Lap)						1.025	
Race Record	Ian Hutchinson	BMW	5	22	07.389	121.258	Superstock-1 2016

SUPERBIKE	Name	Machine	Laps	m	s	mph	Session & Year
Lap Record	Michael Dunlop	BMW	4	22.095		123.207	Superbike-1 2016
Best Qualifying Lap	Alastair Seeley	BMW	4	23.946		122.343	Thu Qualifying 2016
Best Sector 1	Michael Dunlop	BMW	1	57.118		124.997	Superbike-1 2016
Best Sector 2	Josh Brookes	Yamaha	1	20.947		137.067	Superbike-2 2014
Best Sector 3	Michael Dunlop	BMW	1	02.296		105.262	Superbike-1 2016
Ideal Lap (sum of best sectors)			4	20.361		124.028	
Difference (Best Lap – Ideal Lap)						1.734	
Race Record	Michael Dunlop	BMW	4	17	37.556	121.662	Superbike-1 2016

Sector	Description	Distance
Sector 1	Finish to Ballysally Roundabout	4.0665 miles
Sector 2	Ballysally Roundabout to Metropole	3.0820 miles
Sector 3	Metropole to Finish	1.8215 miles

FASTEST SPEED TRAP SPEEDS

Class	Name	Machine	mph	Session & Year
Superbike	Bruce Anstey	Honda	209.8	2016 Superbike-1
Superbike	Martin Jessopp	Ducati	208	2012 Tue Qualifying
Superbike	Ian Hutchinson	BMW	207.2	2016 Superbike-1
Superbike	Michael Rutter	BMW	205.9	2016 Superbike-1
Superstock	Michael Dunlop	BMW	205.9	2016 Superstock-1
Superbike	Conor Cummins	Honda	204.7	2016 Tue Qualifying
Superbike	John McGuinness	Honda	204.0	2016 Superbike-1
Superbike	Steve Plater	Honda	203	2010 Tue Qualifying
Superbike	David Johnson	BMW	202.8	2016 Superbike-1
Superbike	Lee Johnston	BMW	202.8	2016 Superbike-1
Supersport	William Dunlop	Yamaha	184.5	2016 Supersport-1
Supersport	Ian Hutchinson	Yamaha	184.5	2016 Supersport-2
Supertwin	James Hillier	Kawasaki	163.8	2016 Supertwin-1

VAUXHALL International NORTH WEST 200

SUPERBIKE

First Qualifying

Tuesday, 09 May 2017



Qualifying Time

5:15.783

Qualifying Speed

102.26


Pos	Class	No	Name	Machine / Sponsor	Time	Best Lap	Speed	On	Total Laps	Qualifying Laps
Qualifying Classification										
1	SBK	34	Alastair SEELEY	BMW - Tyco BMW Motorrad	4:25.100		121.811	5	5	5
2	SBK	11	Michael RUTTER	BMW - Bathams / SMT Racing	4:26.670	1.570	121.093	6	6	5
3	SBK	3	Michael DUNLOP	Suzuki - Hawk Racing	4:27.639	2.539	120.655	5	5	3
4	SBK	4	Ian HUTCHINSON	BMW - Tyco BMW Motorrad	4:29.782	4.682	119.697	6	6	5
5	SBK	2	Glenn IRWIN	Ducati - Be Wiser Ducati Racing	4:30.030	4.930	119.587	3	5	4
6	SBK	40	Martin JESSOPP	BMW - Riders Motorcycles	4:31.272	6.172	119.039	4	6	6
7	SBK	1	John McGUINNESS	Honda - Honda Racing	4:32.280	7.180	118.599	4	6	5
8	SBK	13	Lee JOHNSTON	Honda - Jackson Racing	4:32.477	7.377	118.513	2	4	3
9	SBK	60	Peter HICKMAN	BMW - Smith's Racing	4:33.815	8.715	117.934	5	5	4
10	SBK	9	Dean HARRISON	Kawasaki - Silicone Engineering	4:34.657	9.557	117.572	4	5	4
11	SBK	22	Horst SAIGER	Kawasaki - saiger-racing.com	4:35.196	10.096	117.342	5	5	2
12	SBK	37	James HILLIER	Kawasaki - JG Speedfit Kawasaki	4:35.349	10.249	117.277	4	5	5
13	SBK	18	Dan KNEEN	BMW - DTR powered by Penz13	4:36.276	11.176	116.883	6	6	5
14	SBK	82	Derek SHEILS	Suzuki - Cookstown BE Racing	4:36.522	11.422	116.779	2	5	4
15	SBK	5	Bruce ANSTEY	Honda - padgettsmotorcycles.com	4:37.103	12.003	116.534	4	5	5
16	SBK	16	William DUNLOP	Yamaha - Temple Golf & Country Club	4:37.825	12.725	116.231	3	5	4
17	SBK	36	Jamie COWARD	BMW - Radcliffe's Racing	4:38.228	13.128	116.063	6	6	5
18	SBK	6	Ivan LINTIN	Kawasaki - Dafabet Devitt Racing	4:38.333	13.233	116.019	3	4	2
19	SBK	8	Guy MARTIN	Honda - Honda Racing	4:38.905	13.805	115.781	3	5	3
20	SBK	17	Steve MERCER	Kawasaki - Dafabet Devitt Racing	4:39.056	13.956	115.719	3	4	3
21	SBK	20	Daniel COOPER	BMW - Dan Cooper Motorsport/CMS	4:42.738	17.638	114.212	6	6	5
22	SBK	65	Michael SWEENEY	Kawasaki - MJR Racing	4:44.831	19.731	113.372	3	5	3
23	SBK	45	Marek CERVENY	BMW - Heidger Motorsport.de	4:46.234	21.134	112.817	5	6	5
24	SBK	57	Dan STEWART	BMW - Wilcock Consulting	4:48.295	23.195	112.010	6	6	5
25	SBK	98	Jochem van den HOEK	Kawasaki	4:49.146	24.046	111.681	5	6	4
26	SBK	104	Daley MATHISON	BMW - Eddie Stobart Racing	4:50.554	25.454	111.139	5	5	4
27	SBK	182	Xavier DENIS	Kawasaki - Optimark Road Racing	4:50.773	25.673	111.056	5	5	2
28	SBK	64	Frank GALLAGHER	Kawasaki	4:51.255	26.155	110.872	6	6	5
29	SBK	12	Craig NEVE	Kawasaki - Callmac/Flexi Hydraulic	4:51.333	26.233	110.842	4	5	2
30	SBK	25	Matthew REES	Kawasaki - PM Racing/GT Superbikes	4:52.222	27.122	110.505	2	4	2
31	SBK	97	Seamus ELLIOTT	Kawasaki - SBE Racing	4:52.388	27.288	110.442	3	4	3
32	SBK	33	Adrian CLARK	Kawasaki - Mitchells / Safe Access	4:53.529	28.429	110.013	5	5	4
33	SBK	39	Dominic HERBERTSON	BMW - WH Racing	4:53.698	28.598	109.950	3	5	4
34	SBK	26	Mark GOODINGS	Kawasaki - PMH / Pennine Stone	4:53.737	28.637	109.935	6	6	5
35	SBK	80	Barry FURBER	Kawasaki	4:54.523	29.423	109.642	6	6	5
36	SBK	15	Petr BICISTE	BMW - Heidger Motorsport.de	4:54.597	29.497	109.614	5	5	3
37	SBK	49	Raul TORRAS	Yamaha - Martimotos.com Racing	4:55.071	29.971	109.438	5	5	3
38	SBK	77	Tom WEEDEN	Honda - Tom Weeden Racing	4:55.402	30.302	109.315	3	3	2
39	SBK	55	Donald MacFADYEN	BMW	4:55.465	30.365	109.292	4	5	4
40	SBK	79	Bruce BIRNIE	BMW - Carnegie Fuels	4:57.231	32.131	108.643	4	5	3
41	SBK	29	Forest DUNN	Kawasaki - Forest Dunn Racing	4:58.789	33.689	108.076	3	5	3
42	SBK	119	Kris DUNCAN	Kawasaki - Shirlaw's Motorcycles	5:01.693	36.593	107.036	2	4	3
43	SBK	70	Johan FREDRIKS	Kawasaki	5:03.727	38.627	106.319	3	4	3
44	SBK	61	Chris GREEN	BMW - Go Green Racing	5:05.961	40.861	105.543	2	4	2
45	SBK	27	David MADSEN MYGDAL	Honda	5:07.160	42.060	105.131	5	6	5
46	SBK	21	Toni RECHBERGER	Suzuki - MSC Rottenegg	5:08.410	43.310	104.705	5	5	3
47	SBK	24	Andrew SELLARS	BMW	5:09.843	44.743	104.221	4	5	4

Non Qualifiers

SBK	62	Sam WEST	BMW - PRL Worthington	4:42.923	17.823	114.137	3	3	<u>1</u>
SBK	88	Dan HEGARTY	Honda - Top Gun Racing	4:50.987	25.887	110.974	2	2	<u>1</u>
SBK	68	Mark PURSLOW	BMW - ECTA Racing	5:01.573	36.473	107.079	2	4	<u>1</u>
SBK	66	JD MOSLEY	BMW	5:10.588	45.488	103.971	2	2	<u>1</u>
SBK	51	Phillip CROWE	BMW - Handtrans/John Chapman	5:44.862	1:19.762	93.637	2	4	<u>0</u>
SBK	52	James COWTON	Kawasaki - McAdoo Kawasaki Racing	6:23.443	1:58.343	84.216	1	2	<u>0</u>
SBK	47	Alistair KIRK	BMW - AKR / McCurry Motorsport	7:00.410	2:35.310	76.811	1	1	<u>0</u>
SBK	122	Alan BONNER	BMW - NW Racing	16:29.378	12:04.278	32.639	1	1	<u>0</u>

Provisional result to be confirmed by the Stewards of the Meeting subject to completion of technical inspections & the time limit for protests

Page 1 / 1

Circuit	The Triangle	Signed	Organising Club	Coleraine & District MC
Length(miles)	8.9700 Lap 1 (8.8300)		Qualifying Started	12:36
Weather	Sunny	Chief Timekeeper		
Track	Dry, 28°C	Issued At: 13:15		





Qualifying Classification

Position

1 34 Alastair SEELEY

SBK Behind

Best Time **4:25.100** Best Speed **121.811** On **5** Gp

Lap	Lap Time	Lap Speed	Sector 1	Sector 2	Sector 3	Speed Trap
1	4:46.301	111.030		1:23.877	1:07.114	194.6
2	4:28.500	120.268	2:01.534	1:22.267	1:04.699	197.5
3	4:27.023	120.933	2:00.445	1:22.294	1:04.284	200.4
4	4:43.209	114.022	2:03.127	1:23.602	1:16.480	193.5
5	4:25.100	121.811	1:59.510	1:22.690	1:02.900	196.9
<i>Ideal</i>	<i>4:24.677</i>	<i>122.005</i>	<i>1:59.510</i>	<i>1:22.267</i>	<i>1:02.900</i>	<i>200.4</i>

2 11 Michael RUTTER

SBK Behind **1.570**

Best Time **4:26.670** Best Speed **121.093** On **6** Gp

Lap	Lap Time	Lap Speed	Sector 1	Sector 2	Sector 3	Speed Trap
1	4:29.699	117.865		1:26.455	1:07.076	191.3
2	4:34.179	117.777	2:03.113	1:24.423	1:06.643	194.0
3	4:30.612	119.330	2:01.411	1:24.183	1:05.018	193.5
4	4:46.272	112.802	2:10.721	1:26.110		170.9
5	7:29.622	71.820		1:24.745	1:05.109	188.1
6	4:26.670	121.093	1:59.827	1:22.685	1:04.158	194.6
<i>Ideal</i>	<i>4:26.670</i>	<i>121.093</i>	<i>1:59.827</i>	<i>1:22.685</i>	<i>1:04.158</i>	<i>194.6</i>

3 3 Michael DUNLOP

SBK Behind **2.539**

Best Time **4:27.639** Best Speed **120.655** On **5** Gp

Lap	Lap Time	Lap Speed	Sector 1	Sector 2	Sector 3	Speed Trap
1	7:55.278	66.883		1:35.854	1:11.818	191.3
2	4:31.014	119.153	2:02.142	1:23.662	1:05.210	193.5
3	4:48.554	111.910	2:08.730	1:27.644		191.8
4	7:53.793	68.156		1:25.289	1:07.117	188.6
5	4:27.639	120.655	2:00.547	1:23.208	1:03.884	193.5
<i>Ideal</i>	<i>4:27.639</i>	<i>120.655</i>	<i>2:00.547</i>	<i>1:23.208</i>	<i>1:03.884</i>	<i>193.5</i>

Qualifying Classification

Position

4 4 Ian HUTCHINSON

SBK Behind **4.682**

Best Time **4:29.782** Best Speed **119.697** On **6** Gp

Lap	Lap Time	Lap Speed	Sector 1	Sector 2	Sector 3	Speed Trap
1	4:30.679	117.438		1:26.069	1:07.593	192.4
2	4:33.722	117.974	2:03.196	1:23.927	1:06.599	196.3
3	4:30.259	119.485	2:01.899	1:23.537	1:04.823	196.9
4	4:48.116	112.080	2:10.050	1:25.913		174.9
5	8:06.401	66.390		1:23.655	1:05.652	191.3
6	4:29.782	119.697	2:00.458	1:23.077	1:06.247	195.7
<i>Ideal</i>	<i>4:28.358</i>	<i>120.332</i>	<i>2:00.458</i>	<i>1:23.077</i>	<i>1:04.823</i>	<i>196.9</i>

5 2 Glenn IRWIN

SBK Behind **4.930**

Best Time **4:30.030** Best Speed **119.587** On **3** Gp

Lap	Lap Time	Lap Speed	Sector 1	Sector 2	Sector 3	Speed Trap
1	4:58.835	106.373		1:27.611	1:08.720	191.3
2	4:38.741	115.849	2:05.914	1:24.805	1:08.022	195.2
3	4:30.030	119.587	2:01.874	1:23.490	1:04.666	195.2
4	8:44.888	61.522		1:23.306	1:04.170	188.1
5	4:30.488	119.384	2:02.833	1:23.345	1:04.310	187.6
<i>Ideal</i>	<i>4:29.350</i>	<i>119.889</i>	<i>2:01.874</i>	<i>1:23.306</i>	<i>1:04.170</i>	<i>195.2</i>

6 40 Martin JESSOPP

SBK Behind **6.172**

Best Time **4:31.272** Best Speed **119.039** On **4** Gp

Lap	Lap Time	Lap Speed	Sector 1	Sector 2	Sector 3	Speed Trap
1	4:54.385	107.981		1:29.928	1:08.465	186.5
2	4:33.589	118.031	2:03.746	1:24.211	1:05.632	193.5
3	4:31.574	118.907	2:02.367	1:24.187	1:05.020	192.4
4	4:31.272	119.039	2:02.144	1:23.667	1:05.461	193.5
5	4:48.321	112.000	2:10.731	1:27.343	1:10.247	184.5
6	4:31.366	118.998	2:01.578	1:24.564	1:05.224	194.6
<i>Ideal</i>	<i>4:30.265</i>	<i>119.483</i>	<i>2:01.578</i>	<i>1:23.667</i>	<i>1:05.020</i>	<i>194.6</i>

SUPERBIKE

First Qualifying

Tuesday, 09 May 2017

DETAILED SECTOR ANALYSIS



Qualifying Classification

Position

7

1 John McGUINNESS

SBK Behind **7.180**

Best Time **4:32.280** Best Speed **118.599** On **4** Gp

Lap	Lap Time	Lap Speed	Sector 1	Sector 2	Sector 3	Speed Trap
1	4:38.823	114.008		1:25.314	1:07.836	190.7
2	4:37.337	116.436	2:04.076	1:26.432	1:06.829	190.2
3	4:32.659	118.434	2:02.688	1:23.933	1:06.038	192.4
4	4:32.280	118.599	2:02.919	1:24.747	1:04.614	189.7
5	4:42.003	114.509	2:05.170	1:25.932		180.0
6	8:19.374	64.665		1:25.481		189.7
<i>Ideal</i>	<i>4:31.235</i>	<i>119.055</i>	<i>2:02.688</i>	<i>1:23.933</i>	<i>1:04.614</i>	<i>192.4</i>

8

13 Lee JOHNSTON

SBK Behind **7.377**

Best Time **4:32.477** Best Speed **118.513** On **2** Gp

Lap	Lap Time	Lap Speed	Sector 1	Sector 2	Sector 3	Speed Trap
1	4:39.446	113.754		1:24.638	1:07.555	177.7
2	4:32.477	118.513	2:03.841	1:23.350	1:05.286	181.5
3	4:38.829	115.813	2:02.064	1:24.474		187.6
4	15:10.793	35.455		1:30.645		193.5
<i>Ideal</i>	<i>4:30.700</i>	<i>119.291</i>	<i>2:02.064</i>	<i>1:23.350</i>	<i>1:05.286</i>	<i>193.5</i>

9

60 Peter HICKMAN

SBK Behind **8.715**

Best Time **4:33.815** Best Speed **117.934** On **5** Gp

Lap	Lap Time	Lap Speed	Sector 1	Sector 2	Sector 3	Speed Trap
1	4:47.707	110.487		1:27.031	1:09.654	190.7
2	4:43.345	113.967	2:07.153	1:27.672	1:08.520	192.4
3	4:46.605	112.671	2:08.919	1:25.181		184.5
4	11:27.552	46.967		1:25.530	1:07.632	192.4
5	4:33.815	117.934	2:03.249	1:24.879	1:05.687	193.5
<i>Ideal</i>	<i>4:33.815</i>	<i>117.934</i>	<i>2:03.249</i>	<i>1:24.879</i>	<i>1:05.687</i>	<i>193.5</i>

10

9 Dean HARRISON

SBK Behind **9.557**

Best Time **4:34.657** Best Speed **117.572** On **4** Gp

Lap	Lap Time	Lap Speed	Sector 1	Sector 2	Sector 3	Speed Trap
1	4:58.827	106.376		1:26.302		190.7
2	8:13.161	65.480		1:24.723	1:07.015	190.2
3	4:38.933	115.770	2:04.471	1:28.583	1:05.879	192.9
4	4:34.657	117.572	2:03.475	1:25.239	1:05.943	192.9
5	4:40.032	115.315	2:04.114	1:25.093		191.8
<i>Ideal</i>	<i>4:34.077</i>	<i>117.821</i>	<i>2:03.475</i>	<i>1:24.723</i>	<i>1:05.879</i>	<i>192.9</i>

Qualifying Classification

Position

11

22 Horst SAIGER

SBK Behind **10.096**

Best Time **4:35.196** Best Speed **117.342** On **5** Gp

Lap	Lap Time	Lap Speed	Sector 1	Sector 2	Sector 3	Speed Trap
1	5:30.932	96.056		2:04.336	1:07.180	174.9
2	4:41.539	114.698	2:07.443	1:25.452		186.0
3	6:14.791	86.160		1:25.277		181.0
4	8:19.925	64.594		1:24.899	1:05.118	181.5
5	4:35.196	117.342	2:04.047	1:25.788	1:05.361	186.0
<i>Ideal</i>	<i>4:34.064</i>	<i>117.826</i>	<i>2:04.047</i>	<i>1:24.899</i>	<i>1:05.118</i>	<i>186.0</i>

12

37 James HILLIER

SBK Behind **10.249**

Best Time **4:35.349** Best Speed **117.277** On **4** Gp

Lap	Lap Time	Lap Speed	Sector 1	Sector 2	Sector 3	Speed Trap
1	4:59.387	106.177		1:27.395	1:08.387	181.5
2	4:36.568	116.760	2:04.263	1:25.417	1:06.888	195.2
3	4:37.972	116.170	2:04.774	1:26.326	1:06.872	194.0
4	4:35.349	117.277	2:03.791	1:24.902	1:06.656	190.2
5	4:43.893	113.747	2:09.013	1:25.585		193.5
<i>Ideal</i>	<i>4:35.349</i>	<i>117.277</i>	<i>2:03.791</i>	<i>1:24.902</i>	<i>1:06.656</i>	<i>195.2</i>

13

18 Dan KNEEN

SBK Behind **11.176**

Best Time **4:36.276** Best Speed **116.883** On **6** Gp

Lap	Lap Time	Lap Speed	Sector 1	Sector 2	Sector 3	Speed Trap
1	6:17.193	84.275		1:29.241	1:09.258	170.9
2	4:54.258	109.740	2:07.745	1:27.230	1:19.283	187.0
3	4:41.355	114.773	2:07.662	1:27.102	1:06.591	184.5
4	4:56.551	108.892	2:10.528	1:28.447	1:17.576	157.7
5	4:37.413	116.404	2:04.785	1:26.975	1:05.653	183.5
6	4:36.276	116.883	2:03.119	1:27.151	1:06.006	185.5
<i>Ideal</i>	<i>4:35.747</i>	<i>117.107</i>	<i>2:03.119</i>	<i>1:26.975</i>	<i>1:05.653</i>	<i>187.0</i>

SUPERBIKE

First Qualifying

Tuesday, 09 May 2017

DETAILED SECTOR ANALYSIS



Qualifying Classification

Position

14 82 Derek SHEILS

SBK Behind 11.422

Best Time 4:36.522 Best Speed 116.779 On 2 Gp

Lap	Lap Time	Lap Speed	Sector 1	Sector 2	Sector 3	Speed Trap
1	5:00.189	105.893		1:28.506	1:07.127	183.0
2	4:36.522	116.779	2:04.876	1:25.907	1:05.739	191.8
3	4:42.833	114.173	2:04.202	1:28.309		189.1
4	11:16.664	47.722		1:27.720	1:07.149	182.0
5	4:37.188	116.499	2:04.246	1:26.085	1:06.857	184.0
<i>Ideal</i>	<i>4:35.848</i>	<i>117.064</i>	<i>2:04.202</i>	<i>1:25.907</i>	<i>1:05.739</i>	<i>191.8</i>

15 5 Bruce ANSTEY

SBK Behind 12.003

Best Time 4:37.103 Best Speed 116.534 On 4 Gp

Lap	Lap Time	Lap Speed	Sector 1	Sector 2	Sector 3	Speed Trap
1	5:11.924	101.909		1:27.668	1:09.170	185.0
2	4:47.386	112.365	2:06.794	1:25.085	1:15.507	195.2
3	4:45.948	112.930	2:03.976	1:31.999	1:09.973	192.4
4	4:37.103	116.534	2:04.616	1:25.670	1:06.817	191.8
5	4:51.399	110.817	2:09.136	1:28.401		194.6
<i>Ideal</i>	<i>4:35.878</i>	<i>117.052</i>	<i>2:03.976</i>	<i>1:25.085</i>	<i>1:06.817</i>	<i>195.2</i>

16 16 William DUNLOP

SBK Behind 12.725

Best Time 4:37.825 Best Speed 116.231 On 3 Gp

Lap	Lap Time	Lap Speed	Sector 1	Sector 2	Sector 3	Speed Trap
1	5:12.903	101.591		1:27.118	1:09.012	186.0
2	4:39.012	115.737	2:06.474	1:25.228	1:07.310	190.2
3	4:37.825	116.231	2:05.679	1:24.646	1:07.500	190.7
4	5:04.279	106.126	2:14.662	1:32.179		182.0
5	10:05.122	53.364		1:24.394	1:05.874	196.9
<i>Ideal</i>	<i>4:35.947</i>	<i>117.022</i>	<i>2:05.679</i>	<i>1:24.394</i>	<i>1:05.874</i>	<i>196.9</i>

Qualifying Classification

Position

17 36 Jamie COWARD

SBK Behind 13.128

Best Time 4:38.228 Best Speed 116.063 On 6 Gp

Lap	Lap Time	Lap Speed	Sector 1	Sector 2	Sector 3	Speed Trap
1	6:27.944	81.940		1:29.277	1:10.374	174.4
2	4:44.358	113.561	2:08.795	1:27.236	1:08.327	187.0
3	4:41.505	114.712	2:07.708	1:26.652	1:07.145	178.6
4	4:47.184	112.444	2:09.808	1:27.824	1:09.552	154.4
5	4:38.355	116.010	2:04.109	1:27.044	1:07.202	190.7
6	4:38.228	116.063	2:05.101	1:26.194	1:06.933	194.6
<i>Ideal</i>	<i>4:37.236</i>	<i>116.478</i>	<i>2:04.109</i>	<i>1:26.194</i>	<i>1:06.933</i>	<i>194.6</i>

18 6 Ivan LINTIN

SBK Behind 13.233

Best Time 4:38.333 Best Speed 116.019 On 3 Gp

Lap	Lap Time	Lap Speed	Sector 1	Sector 2	Sector 3	Speed Trap
1	7:26.062	71.264		1:28.183		189.7
2	6:23.146	84.281		1:25.572	1:08.538	191.3
3	4:38.333	116.019	2:06.293	1:24.980	1:07.060	192.4
4	4:44.358	113.561	2:06.577	1:25.423		195.2
<i>Ideal</i>	<i>4:38.333</i>	<i>116.019</i>	<i>2:06.293</i>	<i>1:24.980</i>	<i>1:07.060</i>	<i>195.2</i>

19 8 Guy MARTIN

SBK Behind 13.805

Best Time 4:38.905 Best Speed 115.781 On 3 Gp

Lap	Lap Time	Lap Speed	Sector 1	Sector 2	Sector 3	Speed Trap
1	6:20.443	83.555		1:28.133	1:10.278	185.5
2	4:42.646	114.249	2:07.589	1:26.398	1:08.659	186.5
3	4:38.905	115.781	2:05.540	1:25.729	1:07.636	188.1
4	4:48.337	111.994	2:05.580	1:27.009		188.1
5	8:39.209	62.195		1:27.713	1:07.552	184.5
<i>Ideal</i>	<i>4:38.821</i>	<i>115.816</i>	<i>2:05.540</i>	<i>1:25.729</i>	<i>1:07.552</i>	<i>188.1</i>

20 17 Steve MERCER

SBK Behind 13.956

Best Time 4:39.056 Best Speed 115.719 On 3 Gp

Lap	Lap Time	Lap Speed	Sector 1	Sector 2	Sector 3	Speed Trap
1	7:12.844	73.440		1:30.102	1:09.408	186.5
2	4:52.373	110.448	2:08.222	1:30.451	1:13.700	190.2
3	4:39.056	115.719	2:06.617	1:25.766	1:06.673	189.1
4	4:47.888	112.169	2:06.551	1:27.490		189.1
<i>Ideal</i>	<i>4:38.990</i>	<i>115.746</i>	<i>2:06.551</i>	<i>1:25.766</i>	<i>1:06.673</i>	<i>190.2</i>



Qualifying Classification

Position

21 20 Daniel COOPER

SBK Behind 17.638

Best Time 4:42.738 Best Speed 114.212 On 6 Gp

Lap	Lap Time	Lap Speed	Sector 1	Sector 2	Sector 3	Speed Trap
1	5:07.205	103.475		1:28.842	1:10.084	187.0
2	4:50.621	111.114	2:10.537	1:27.981		187.6
3	6:42.020	80.324		1:27.105	1:08.727	185.0
4	4:43.807	113.782	2:07.685	1:27.858	1:08.264	188.1
5	4:44.770	113.397	2:09.303	1:26.676	1:08.791	186.0
6	4:42.738	114.212	2:07.002	1:27.757	1:07.979	189.7
<i>Ideal</i>	4:41.657	114.650	2:07.002	1:26.676	1:07.979	189.7

22 65 Michael SWEENEY

SBK Behind 19.731

Best Time 4:44.831 Best Speed 113.372 On 3 Gp

Lap	Lap Time	Lap Speed	Sector 1	Sector 2	Sector 3	Speed Trap
1	5:24.051	98.096		1:28.645	1:11.929	177.7
2	5:43.188	94.094	3:02.275	1:29.152	1:11.761	184.0
3	4:44.831	113.372	2:08.971	1:27.029	1:08.831	182.0
4	4:48.088	112.091	2:10.688	1:27.493	1:09.907	164.6
5	4:52.528	110.389	2:07.825	1:31.011		180.0
<i>Ideal</i>	4:43.685	113.830	2:07.825	1:27.029	1:08.831	184.0

23 45 Marek CERVENY

SBK Behind 21.134

Best Time 4:46.234 Best Speed 112.817 On 5 Gp

Lap	Lap Time	Lap Speed	Sector 1	Sector 2	Sector 3	Speed Trap
1	5:24.821	97.863		1:30.767	1:14.694	176.7
2	4:53.681	109.956	2:13.146	1:30.063	1:10.472	174.9
3	4:52.612	110.358	2:12.422	1:30.769	1:09.421	174.9
4	4:46.625	112.663	2:10.509	1:28.436	1:07.680	180.0
5	4:46.234	112.817	2:09.651	1:28.257	1:08.326	177.7
6	5:11.816	103.561	2:14.284	1:39.869		179.1
<i>Ideal</i>	4:45.588	113.072	2:09.651	1:28.257	1:07.680	180.0

Qualifying Classification

Position

24 57 Dan STEWART

SBK Behind 23.195

Best Time 4:48.295 Best Speed 112.010 On 6 Gp

Lap	Lap Time	Lap Speed	Sector 1	Sector 2	Sector 3	Speed Trap
1	5:34.449	95.046		1:32.859	1:12.627	173.5
2	4:52.825	110.277	2:12.790	1:30.964	1:09.071	171.3
3	4:50.600	111.122	2:10.881	1:31.090	1:08.629	174.0
4	4:50.675	111.093	2:10.418	1:31.711	1:08.546	174.0
5	4:49.181	111.667	2:10.617	1:29.982	1:08.582	170.9
6	4:48.295	112.010	2:09.758	1:29.813	1:08.724	174.9
<i>Ideal</i>	4:48.117	112.079	2:09.758	1:29.813	1:08.546	174.9

25 98 Jochem van den HOEK

SBK Behind 24.046

Best Time 4:49.146 Best Speed 111.681 On 5 Gp

Lap	Lap Time	Lap Speed	Sector 1	Sector 2	Sector 3	Speed Trap
1	6:13.930	85.011		1:31.946		188.6
2	5:24.535	99.502		1:28.531	1:11.688	187.0
3	4:49.820	111.421	2:08.798	1:29.131	1:11.891	188.6
4	4:49.458	111.560	2:09.961	1:27.900	1:11.597	177.2
5	4:49.146	111.681	2:10.743	1:28.822	1:09.581	173.5
6	4:49.739	111.452	2:08.121	1:29.235		193.5
<i>Ideal</i>	4:45.602	113.066	2:08.121	1:27.900	1:09.581	193.5

26 104 Daley MATHISON

SBK Behind 25.454

Best Time 4:50.554 Best Speed 111.139 On 5 Gp

Lap	Lap Time	Lap Speed	Sector 1	Sector 2	Sector 3	Speed Trap
1	5:10.032	102.531		1:28.635	1:10.269	184.5
2	4:57.717	108.465	2:15.734	1:28.334		180.0
3	10:12.109	52.755		1:28.106	1:08.752	185.0
4	4:54.791	109.542	2:09.293	1:27.949	1:17.549	178.1
5	4:50.554	111.139	2:09.296	1:27.863		179.5
<i>Ideal</i>	4:45.908	112.945	2:09.293	1:27.863	1:08.752	185.0

Qualifying Classification

Position

27	182 Xavier DENIS	SBK	Behind	25.673		
Best Time	4:50.773	Best Speed	111.056	On 5 Gp		
Lap	Lap Time	Lap Speed	Sector 1	Sector 2	Sector 3	Speed Trap
1	5:47.914	91.367		1:31.151	1:13.270	185.0
2	4:52.557	110.378	2:12.441	1:27.863		185.0
3	8:11.269	65.732		1:35.062		180.0
4	7:17.766	73.765		1:30.146	1:11.401	179.1
5	4:50.773	111.056	2:11.535	1:28.704	1:10.534	188.6
Ideal	4:49.932	111.378	2:11.535	1:27.863	1:10.534	188.6

28	64 Frank GALLAGHER	SBK	Behind	26.155		
Best Time	4:51.255	Best Speed	110.872	On 6 Gp		
Lap	Lap Time	Lap Speed	Sector 1	Sector 2	Sector 3	Speed Trap
1	5:47.292	91.531		1:34.068	1:12.946	170.5
2	4:58.205	108.288	2:14.694	1:31.102	1:12.409	168.3
3	4:58.549	108.163	2:14.377	1:32.659	1:11.513	180.5
4	5:00.040	107.626	2:14.436	1:32.215	1:13.389	169.6
5	4:52.918	110.242	2:12.225	1:29.607	1:11.086	172.2
6	4:51.255	110.872	2:10.502	1:29.734	1:11.019	182.0
Ideal	4:51.128	110.920	2:10.502	1:29.607	1:11.019	182.0

29	12 Craig NEVE	SBK	Behind	26.233		
Best Time	4:51.333	Best Speed	110.842	On 4 Gp		
Lap	Lap Time	Lap Speed	Sector 1	Sector 2	Sector 3	Speed Trap
1	6:09.046	86.136		1:31.024		164.6
2	7:22.821	72.923		1:31.837		173.1
3	7:36.811	70.690		1:29.639	1:11.183	157.3
4	4:51.333	110.842	2:11.627	1:29.026	1:10.680	175.3
5	4:55.881	109.138	2:13.311	1:30.469	1:12.101	165.8
Ideal	4:51.333	110.842	2:11.627	1:29.026	1:10.680	175.3

30	25 Matthew REES	SBK	Behind	27.122		
Best Time	4:52.222	Best Speed	110.505	On 2 Gp		
Lap	Lap Time	Lap Speed	Sector 1	Sector 2	Sector 3	Speed Trap
1	6:01.611	87.907		1:30.698	1:12.691	176.3
2	4:52.222	110.505	2:11.595	1:29.145	1:11.482	179.5
3	4:59.255	107.908	2:13.271	1:29.934		175.3
4	14:21.829	37.469		1:28.648		183.0
Ideal	4:51.725	110.693	2:11.595	1:28.648	1:11.482	183.0

Qualifying Classification

Position

31	97 Seamus ELLIOTT	SBK	Behind	27.288		
Best Time	4:52.388	Best Speed	110.442	On 3 Gp		
Lap	Lap Time	Lap Speed	Sector 1	Sector 2	Sector 3	Speed Trap
1	5:40.707	93.300		1:33.251	1:14.411	158.1
2	4:54.287	109.730	2:14.254	1:29.739	1:10.294	177.2
3	4:52.388	110.442	2:12.500	1:29.888	1:10.000	185.5
4	4:58.484	108.187	2:12.005	1:30.754		180.0
Ideal	4:51.744	110.686	2:12.005	1:29.739	1:10.000	185.5

32	33 Adrian CLARK	SBK	Behind	28.429		
Best Time	4:53.529	Best Speed	110.013	On 5 Gp		
Lap	Lap Time	Lap Speed	Sector 1	Sector 2	Sector 3	Speed Trap
1	8:28.302	62.538		1:34.712	1:16.718	176.3
2	5:01.888	106.967	2:15.391	1:33.148	1:13.349	186.0
3	5:00.109	107.601	2:14.181	1:33.371	1:12.557	185.5
4	4:53.923	109.866	2:10.969	1:31.343	1:11.611	188.6
5	4:53.529	110.013	2:10.150	1:30.252	1:13.127	187.6
Ideal	4:52.013	110.584	2:10.150	1:30.252	1:11.611	188.6

33	39 Dominic HERBERTSON	SBK	Behind	28.598		
Best Time	4:53.698	Best Speed	109.950	On 3 Gp		
Lap	Lap Time	Lap Speed	Sector 1	Sector 2	Sector 3	Speed Trap
1	5:41.257	93.150		1:33.374	1:13.567	159.9
2	4:56.271	108.995	2:14.503	1:30.104	1:11.664	170.9
3	4:53.698	109.950	2:12.297	1:30.980	1:10.421	180.5
4	4:54.631	109.602	2:11.157	1:30.798	1:12.676	180.0
5	5:04.107	106.186	2:15.837	1:31.788		180.5
Ideal	4:51.682	110.710	2:11.157	1:30.104	1:10.421	180.5

34	26 Mark GOODINGS	SBK	Behind	28.637		
Best Time	4:53.737	Best Speed	109.935	On 6 Gp		
Lap	Lap Time	Lap Speed	Sector 1	Sector 2	Sector 3	Speed Trap
1	6:05.905	86.875		1:30.969	1:13.365	176.7
2	5:00.399	107.497	2:17.753	1:31.091	1:11.555	162.2
3	4:55.247	109.373	2:14.163	1:29.699	1:11.385	174.9
4	5:00.491	107.464	2:15.055	1:32.073	1:13.363	151.3
5	4:54.617	109.607	2:12.254	1:31.715	1:10.648	177.7
6	4:53.737	109.935	2:11.775	1:31.171	1:10.791	179.1
Ideal	4:52.122	110.543	2:11.775	1:29.699	1:10.648	179.1

Qualifying Classification

Position

35	80 Barry FURBER	SBK	Behind	29.423		
Best Time	4:54.523	Best Speed	109.642	On 6 Gp		
Lap	Lap Time	Lap Speed	Sector 1	Sector 2	Sector 3	Speed Trap
1	6:17.979	84.100		1:34.933	1:15.174	167.5
2	4:56.228	109.011	2:14.282	1:30.901	1:11.045	178.1
3	4:54.678	109.584	2:12.022	1:30.070	1:12.586	181.0
4	4:59.171	107.938	2:17.299	1:28.789	1:13.083	148.6
5	4:54.724	109.567	2:13.861	1:29.074	1:11.789	183.5
6	4:54.523	109.642	2:11.744	1:30.642	1:12.137	182.5
Ideal	4:51.578	110.749	2:11.744	1:28.789	1:11.045	183.5

36	15 Petr BICISTE	SBK	Behind	29.497		
Best Time	4:54.597	Best Speed	109.614	On 5 Gp		
Lap	Lap Time	Lap Speed	Sector 1	Sector 2	Sector 3	Speed Trap
1	5:40.026	93.487		1:31.977	1:14.503	165.8
2	4:58.311	108.249	2:17.537	1:30.026	1:10.748	167.1
3	4:56.531	108.899	2:14.496	1:30.681		172.6
4	7:33.477	71.210		1:30.195	1:10.510	181.5
5	4:54.597	109.614	2:12.129	1:30.139		167.9
Ideal	4:52.665	110.338	2:12.129	1:30.026	1:10.510	181.5

37	49 Raul TORRAS	SBK	Behind	29.971		
Best Time	4:55.071	Best Speed	109.438	On 5 Gp		
Lap	Lap Time	Lap Speed	Sector 1	Sector 2	Sector 3	Speed Trap
1	5:48.816	91.131		1:34.284	1:19.588	159.2
2	5:04.818	105.939	2:17.527	1:32.507		157.7
3	7:14.755	74.276		1:37.306	1:11.838	165.8
4	4:56.879	108.772	2:13.378	1:31.348	1:12.153	175.8
5	4:55.071	109.438	2:12.702	1:31.052	1:11.317	180.0
Ideal	4:55.071	109.438	2:12.702	1:31.052	1:11.317	180.0

38	77 Tom WEEDEN	SBK	Behind	30.302		
Best Time	4:55.402	Best Speed	109.315	On 3 Gp		
Lap	Lap Time	Lap Speed	Sector 1	Sector 2	Sector 3	Speed Trap
1	5:34.816	94.942		1:33.411	1:12.117	168.7
2	4:56.765	108.813	2:14.137	1:32.049	1:10.579	174.0
3	4:55.402	109.315	2:13.787	1:31.243	1:10.372	174.9
Ideal	4:55.402	109.315	2:13.787	1:31.243	1:10.372	174.9

Qualifying Classification

Position

39	55 Donald MacFADYEN	SBK	Behind	30.365		
Best Time	4:55.465	Best Speed	109.292	On 4 Gp		
Lap	Lap Time	Lap Speed	Sector 1	Sector 2	Sector 3	Speed Trap
1	8:03.008	65.813		1:35.553	1:15.250	142.3
2	4:58.944	108.020	2:16.219	1:31.173	1:11.552	177.7
3	5:10.444	104.019	2:13.003	1:44.705	1:12.736	179.1
4	4:55.465	109.292	2:13.288	1:30.255	1:11.922	183.5
5	4:56.833	108.788	2:12.156	1:32.253	1:12.424	174.0
Ideal	4:53.963	109.851	2:12.156	1:30.255	1:11.552	183.5

40	79 Bruce BIRNIE	SBK	Behind	32.131		
Best Time	4:57.231	Best Speed	108.643	On 4 Gp		
Lap	Lap Time	Lap Speed	Sector 1	Sector 2	Sector 3	Speed Trap
1	8:44.707	60.582		1:33.471	1:14.227	166.2
2	5:05.141	105.826	2:17.288	1:31.603		170.5
3	7:21.016	73.222		1:32.361	1:12.664	143.3
4	4:57.231	108.643	2:14.184	1:31.394	1:11.653	170.0
5	4:58.231	108.278	2:14.213	1:30.941		173.1
Ideal	4:56.778	108.809	2:14.184	1:30.941	1:11.653	173.1

41	29 Forest DUNN	SBK	Behind	33.689		
Best Time	4:58.789	Best Speed	108.076	On 3 Gp		
Lap	Lap Time	Lap Speed	Sector 1	Sector 2	Sector 3	Speed Trap
1	5:49.197	91.032		1:34.495	1:13.817	170.0
2	5:00.291	107.536	2:15.826	1:31.158	1:13.307	161.1
3	4:58.789	108.076	2:13.874	1:31.734	1:13.181	174.9
4	5:01.770	107.009	2:14.189	1:31.396		168.7
5	10:24.657	51.696		1:31.798		175.8
Ideal	4:58.213	108.285	2:13.874	1:31.158	1:13.181	175.8

42	119 Kris DUNCAN	SBK	Behind	36.593		
Best Time	5:01.693	Best Speed	107.036	On 2 Gp		
Lap	Lap Time	Lap Speed	Sector 1	Sector 2	Sector 3	Speed Trap
1	6:25.964	82.360		1:32.804	1:14.663	163.8
2	5:01.693	107.036	2:17.201	1:30.573	1:13.919	164.6
3	5:02.352	106.803	2:16.207	1:31.816	1:14.329	162.2
4	5:10.891	103.869	2:16.799	1:34.748		158.4
Ideal	5:00.699	107.390	2:16.207	1:30.573	1:13.919	164.6

SUPERBIKE

First Qualifying

Tuesday, 09 May 2017

DETAILED SECTOR ANALYSIS



Qualifying Classification

Position

43 70 Johan FREDRIKS

SBK Behind 38.627

Best Time 5:03.727 Best Speed 106.319 On 3 Gp

Lap	Lap Time	Lap Speed	Sector 1	Sector 2	Sector 3	Speed Trap
1	5:58.068	88.776		1:34.817	1:16.157	161.5
2	5:06.889	105.224	2:18.454	1:33.967	1:14.468	163.4
3	5:03.727	106.319	2:16.862	1:31.898	1:14.967	172.6
4	5:15.280	102.423	2:20.132	1:35.367		154.4
<i>Ideal</i>	5:03.228	106.494	2:16.862	1:31.898	1:14.468	172.6

44 61 Chris GREEN

SBK Behind 40.861

Best Time 5:05.961 Best Speed 105.543 On 2 Gp

Lap	Lap Time	Lap Speed	Sector 1	Sector 2	Sector 3	Speed Trap
1	6:05.331	87.012		1:35.722	1:15.755	167.9
2	5:05.961	105.543	2:18.140	1:34.060	1:13.761	174.9
3	5:09.262	104.416	2:15.902	1:35.183		170.9
4	12:57.472	41.535		1:34.427	1:14.199	175.3
<i>Ideal</i>	5:03.723	106.321	2:15.902	1:34.060	1:13.761	175.3

45 27 David MADSEN MYGDAL

SBK Behind 42.060

Best Time 5:07.160 Best Speed 105.131 On 5 Gp

Lap	Lap Time	Lap Speed	Sector 1	Sector 2	Sector 3	Speed Trap
1	6:38.024	79.865		1:38.358	1:18.723	160.7
2	5:13.654	102.954	2:22.223	1:35.542	1:15.889	167.9
3	5:08.388	104.712	2:18.990	1:35.350	1:14.048	166.2
4	5:09.397	104.371	2:20.168	1:35.041	1:14.188	156.2
5	5:07.160	105.131	2:19.104	1:33.602	1:14.454	167.5
6	5:09.006	104.503	2:16.976	1:34.346		166.2
<i>Ideal</i>	5:04.626	106.005	2:16.976	1:33.602	1:14.048	167.9

46 21 Toni RECHBERGER

SBK Behind 43.310

Best Time 5:08.410 Best Speed 104.705 On 5 Gp

Lap	Lap Time	Lap Speed	Sector 1	Sector 2	Sector 3	Speed Trap
1	6:55.550	76.496		1:40.256	1:17.019	167.5
2	5:14.956	102.529	2:20.236	1:38.280	1:16.440	169.6
3	5:15.866	102.233	2:24.139	1:36.402	1:15.325	162.6
4	5:09.414	104.365	2:19.696	1:35.697	1:14.021	170.0
5	5:08.410	104.705	2:19.292	1:35.235	1:13.883	170.9
<i>Ideal</i>	5:08.410	104.705	2:19.292	1:35.235	1:13.883	170.9

Qualifying Classification

Position

47 24 Andrew SELLARS

SBK Behind 44.743

Best Time 5:09.843 Best Speed 104.221 On 4 Gp

Lap	Lap Time	Lap Speed	Sector 1	Sector 2	Sector 3	Speed Trap
1	6:58.493	75.958		1:37.375	1:18.092	166.7
2	5:12.797	103.236	2:20.045	1:36.283	1:16.469	175.3
3	5:09.992	104.170	2:21.283	1:33.300	1:15.409	172.6
4	5:09.843	104.221	2:19.321	1:34.360	1:16.162	174.9
5	5:12.583	103.307	2:21.619	1:35.227	1:15.737	172.2
<i>Ideal</i>	5:08.030	104.834	2:19.321	1:33.300	1:15.409	175.3

Non Qualifiers

Position

62 Sam WEST

SBK Behind 17.823

Best Time 4:42.923 Best Speed 114.137 On 3 Gp

Lap	Lap Time	Lap Speed	Sector 1	Sector 2	Sector 3	Speed Trap
1	9:14.956	57.280		1:35.663		173.5
2	13:32.994	39.720		1:27.643	1:09.719	188.6
3	4:42.923	114.137	2:08.312	1:26.551	1:08.060	189.7
<i>Ideal</i>	4:42.923	114.137	2:08.312	1:26.551	1:08.060	189.7

88 Dan HEGARTY

SBK Behind 25.887

Best Time 4:50.987 Best Speed 110.974 On 2 Gp

Lap	Lap Time	Lap Speed	Sector 1	Sector 2	Sector 3	Speed Trap
1	5:43.656	92.499		1:30.789	1:08.705	175.3
2	4:50.987	110.974	2:10.295	1:28.686		185.5
<i>Ideal</i>	4:47.686	112.247	2:10.295	1:28.686	1:08.705	185.5

68 Mark PURSLOW

SBK Behind 36.473

Best Time 5:01.573 Best Speed 107.079 On 2 Gp

Lap	Lap Time	Lap Speed	Sector 1	Sector 2	Sector 3	Speed Trap
1	6:05.667	86.932		1:33.243	1:13.519	177.7
2	5:01.573	107.079	2:15.388	1:31.654		163.0
3	8:22.434	64.271		1:46.158		178.1
4	9:32.430	56.412		1:33.884	1:13.931	177.2
<i>Ideal</i>	5:00.561	107.439	2:15.388	1:31.654	1:13.519	178.1



SUPERBIKE

First Qualifying

Tuesday, 09 May 2017

DETAILED SECTOR ANALYSIS



Non Qualifiers

Position

66 JD MOSLEY

SBK Behind **45.488**

Best Time **5:10.588** Best Speed **103.971** On **2** Gp

Lap	Lap Time	Lap Speed	Sector 1	Sector 2	Sector 3	Speed Trap
1	7:38.458	69.337		1:36.014	1:17.583	166.2
2	5:10.588	103.971	2:17.676	1:34.265		180.0
<i>Ideal</i>	<i>5:09.524</i>	<i>104.328</i>	<i>2:17.676</i>	<i>1:34.265</i>	<i>1:17.583</i>	<i>180.0</i>

51 Phillip CROWE

SBK Behind **1:19.762**

Best Time **5:44.862** Best Speed **93.637** On **2** Gp

Lap	Lap Time	Lap Speed	Sector 1	Sector 2	Sector 3	Speed Trap
1	7:19.199	72.377		1:33.393		138.0
2	5:44.862	93.637		1:30.891		177.7
3	8:48.730	61.075		1:31.544		169.6
4	8:20.373	64.536		1:29.739	1:09.390	180.0
<i>Ideal</i>	<i>0.000</i>	<i>0.000</i>		<i>1:29.739</i>	<i>1:09.390</i>	<i>180.0</i>

52 James COWTON

SBK Behind **1:58.343**

Best Time **6:23.443** Best Speed **84.216** On **1** Gp

Lap	Lap Time	Lap Speed	Sector 1	Sector 2	Sector 3	Speed Trap
1	6:23.443	82.902		1:31.118		183.0
2	24:38.590	21.840		1:28.458	1:10.149	185.0
<i>Ideal</i>	<i>0.000</i>	<i>0.000</i>		<i>1:28.458</i>	<i>1:10.149</i>	<i>185.0</i>

47 Alistair KIRK

SBK Behind **2:35.310**

Best Time **7:00.410** Best Speed **76.811** On **1** Gp

Lap	Lap Time	Lap Speed	Sector 1	Sector 2	Sector 3	Speed Trap
1	7:00.410	75.612		1:29.840		173.1
<i>Ideal</i>	<i>0.000</i>	<i>0.000</i>		<i>1:29.840</i>		<i>173.1</i>

122 Alan BONNER

SBK Behind **12:04.278**

Best Time **16:29.378** Best Speed **32.639** On **1** Gp

Lap	Lap Time	Lap Speed	Sector 1	Sector 2	Sector 3	Speed Trap
1	16:29.378	32.129				0.0
<i>Ideal</i>	<i>0.000</i>	<i>0.000</i>				<i>0.0</i>

VAUXHALL International NORTH WEST 200

SUPERBIKE

First Qualifying

Tuesday, 09 May 2017



SPEED TRAP North West 200® ON APPROACH TO UNIVERSITY

Class	No/Name	Fastest	Lap 1	Lap 2	Lap 3	Lap 4	Lap 5	Lap 6	Lap 7	Lap 8	Lap 9	Lap 10	Lap 11	Lap 12
SBK	34 Alastair SEELEY	200.4	194.6	197.5	200.4	193.5	196.9							
SBK	4 Ian HUTCHINSON	196.9	192.4	196.3	196.9	174.9	191.3	195.7						
SBK	16 William DUNLOP	196.9	186.0	190.2	190.7	182.0	196.9							
SBK	6 Ivan LINTIN	195.2	189.7	191.3	192.4	195.2								
SBK	2 Glenn IRWIN	195.2	191.3	195.2	195.2	188.1	187.6							
SBK	5 Bruce ANSTEY	195.2	185.0	195.2	192.4	191.8	194.6							
SBK	37 James HILLIER	195.2	181.5	195.2	194.0	190.2	193.5							
SBK	11 Michael RUTTER	194.6	191.3	194.0	193.5	170.9	188.1	194.6						
SBK	36 Jamie COWARD	194.6	174.4	187.0	178.6	154.4	190.7	194.6						
SBK	40 Martin JESSOPP	194.6	186.5	193.5	192.4	193.5	184.5	194.6						
SBK	13 Lee JOHNSTON	193.5	177.7	181.5	187.6	193.5								
SBK	98 Jochem van den HOEK	193.5	188.6	187.0	188.6	177.2	173.5	193.5						
SBK	60 Peter HICKMAN	193.5	190.7	192.4	184.5	192.4	193.5							
SBK	3 Michael DUNLOP	193.5	191.3	193.5	191.8	188.6	193.5							
SBK	9 Dean HARRISON	192.9	190.7	190.2	192.9	192.9	191.8							
SBK	1 John McGUINNESS	192.4	190.7	190.2	192.4	189.7	180.0	189.7						
SBK	82 Derek SHEILS	191.8	183.0	191.8	189.1	182.0	184.0							
SBK	17 Steve MERCER	190.2	186.5	190.2	189.1	189.1								
SBK	62 Sam WEST	189.7	173.5	188.6	189.7									
SBK	20 Daniel COOPER	189.7	187.0	187.6	185.0	188.1	186.0	189.7						
SBK	33 Adrian CLARK	188.6	176.3	186.0	185.5	188.6	187.6							
SBK	182 Xavier DENIS	188.6	185.0	185.0	180.0	179.1	188.6							
SBK	8 Guy MARTIN	188.1	185.5	186.5	188.1	188.1	184.5							
SBK	18 Dan KNEEN	187.0	170.9	187.0	184.5	157.7	183.5	185.5						
SBK	22 Horst SAIGER	186.0	174.9	186.0	181.0	181.5	186.0							
SBK	88 Dan HEGARTY	185.5	175.3	185.5										
SBK	97 Seamus ELLIOTT	185.5	158.1	177.2	185.5	180.0								
SBK	104 Daley MATHISON	185.0	184.5	180.0	185.0	178.1	179.5							
SBK	52 James COWTON	185.0	183.0	185.0										
SBK	65 Michael SWEENEY	184.0	177.7	184.0	182.0	164.6	180.0							
SBK	55 Donald MacFADYEN	183.5	142.3	177.7	179.1	183.5	174.0							
SBK	80 Barry FURBER	183.5	167.5	178.1	181.0	148.6	183.5	182.5						
SBK	25 Matthew REES	183.0	176.3	179.5	175.3	183.0								
SBK	64 Frank GALLAGHER	182.0	170.5	168.3	180.5	169.6	172.2	182.0						
SBK	15 Petr BICISTE	181.5	165.8	167.1	172.6	181.5	167.9							
SBK	39 Dominic HERBERTSON	180.5	159.9	170.9	180.5	180.0	180.5							
SBK	51 Phillip CROWE	180.0	138.0	177.7	169.6	180.0								
SBK	49 Raul TORRAS	180.0	159.2	157.7	165.8	175.8	180.0							
SBK	45 Marek CERVENY	180.0	176.7	174.9	174.9	180.0	177.7	179.1						
SBK	66 JD MOSLEY	180.0	166.2	180.0										
SBK	26 Mark GOODINGS	179.1	176.7	162.2	174.9	151.3	177.7	179.1						
SBK	68 Mark PURSLOW	178.1	177.7	163.0	178.1	177.2								
SBK	29 Forest DUNN	175.8	170.0	161.1	174.9	168.7	175.8							
SBK	61 Chris GREEN	175.3	167.9	174.9	170.9	175.3								
SBK	12 Craig NEVE	175.3	164.6	173.1	157.3	175.3	165.8							
SBK	24 Andrew SELLARS	175.3	166.7	175.3	172.6	174.9	172.2							
SBK	77 Tom WEEDEN	174.9	168.7	174.0	174.9									
SBK	57 Dan STEWART	174.9	173.5	171.3	174.0	174.0	170.9	174.9						
SBK	47 Alistair KIRK	173.1	173.1											
SBK	79 Bruce BIRNIE	173.1	166.2	170.5	143.3	170.0	173.1							
SBK	70 Johan FREDRIKS	172.6	161.5	163.4	172.6	154.4								
SBK	21 Toni RECHBERGER	170.9	167.5	169.6	162.6	170.0	170.9							
SBK	27 David MADSEN MYGDAL	167.9	160.7	167.9	166.2	156.2	167.5	166.2						
SBK	119 Kris DUNCAN	164.6	163.8	164.6	162.2	158.4								



VAUXHALL International NORTH WEST 200

SUPERBIKE

Second Qualifying

Thursday, 11 May 2017



Qualifying Time

5:13.951

Qualifying Speed

102.857

Pos	Class	No	Name	Machine / Sponsor	Time	Best Lap			Total Laps	Qualifying Laps
						Behind	Speed	On		

Qualifying Classification


1	SBK	11	Michael RUTTER	BMW - Bathams / SMT Racing	4:23.943		122.345	3	4	4
2	SBK	2	Glenn IRWIN	Ducati - Be Wiser Ducati Racing	4:25.655	1.712	121.556	2	3	3
3	SBK	40	Martin JESSOPP	BMW - Riders Motorcycles	4:26.192	2.249	121.311	2	3	3
4	SBK	60	Peter HICKMAN	BMW - Smith's Racing	4:29.455	5.512	119.842	3	4	4
5	SBK	16	William DUNLOP	Yamaha - Temple Golf & Country Club	4:30.151	6.208	119.533	2	3	3
6	SBK	37	James HILLIER	Kawasaki - JG Speedfit Kawasaki	4:30.808	6.865	119.243	3	4	4
7	SBK	34	Alastair SEELEY	BMW - Tyco BMW Motorrad	4:31.373	7.430	118.995	3	3	2
8	SBK	9	Dean HARRISON	Kawasaki - Silicone Engineering	4:31.529	7.586	118.927	2	4	3
9	SBK	82	Derek SHEILS	Suzuki - Cookstown BE Racing	4:31.671	7.728	118.864	3	5	5
10	SBK	1	John McGUINNESS	Honda - Honda Racing	4:31.687	7.744	118.857	3	5	5
11	SBK	5	Bruce ANSTEY	Honda - padgettsmotorcycles.com	4:32.898	8.955	118.330	3	4	4
12	SBK	18	Dan KNEEN	BMW - DTR powered by Penz13	4:33.081	9.138	118.251	3	4	3
13	SBK	36	Jamie COWARD	BMW - Radcliffe's Racing	4:34.257	10.314	117.744	4	4	3
14	SBK	17	Steve MERCER	Kawasaki - Dafabet Devitt Racing	4:35.555	11.612	117.189	2	3	2
15	SBK	8	Guy MARTIN	Honda - Honda Racing	4:36.344	12.401	116.854	3	4	3
16	SBK	45	Marek CERVENY	BMW - Heidger Motorsport.de	4:37.677	13.734	116.293	3	4	3
17	SBK	4	Ian HUTCHINSON	BMW - Tyco BMW Motorrad	4:37.960	14.017	116.175	2	3	2
18	SBK	20	Daniel COOPER	BMW - Dan Cooper Motorsport/CMS	4:38.885	14.942	115.790	3	4	3
19	SBK	88	Dan HEGARTY	Honda - Top Gun Racing	4:39.003	15.060	115.741	2	3	3
20	SBK	22	Horst SAIGER	Kawasaki - saiger-racing.com	4:39.040	15.097	115.725	2	2	2
21	SBK	51	Phillip CROWE	BMW - Handtrans/John Chapman	4:39.344	15.401	115.599	3	4	3
22	SBK	57	Dan STEWART	BMW - Wilcock Consulting	4:39.586	15.643	115.499	3	4	3
23	SBK	15	Petr BICISTE	BMW - Heidger Motorsport.de	4:39.848	15.905	115.391	4	4	3
24	SBK	98	Jochem van den HOEK	Kawasaki	4:40.118	16.175	115.280	4	4	3
25	SBK	12	Craig NEVE	Kawasaki - Callmac/Flexi Hydraulic	4:42.473	18.530	114.319	3	4	3
26	SBK	122	Alan BONNER	BMW - NW Racing	4:43.983	20.040	113.711	3	4	3
27	SBK	39	Dominic HERBERTSON	BMW - WH Racing	4:44.753	20.810	113.404	2	4	3
28	SBK	70	Johan FREDRIKS	Kawasaki	4:44.831	20.888	113.372	2	4	3
29	SBK	64	Frank GALLAGHER	Kawasaki	4:46.013	22.070	112.904	3	4	3
30	SBK	97	Seamus ELLIOTT	Kawasaki - SBE Racing	4:46.048	22.105	112.890	3	4	3
31	SBK	26	Mark GOODINGS	Kawasaki - PMH / Pennine Stone	4:46.410	22.467	112.747	2	4	3
32	SBK	182	Xavier DENIS	Kawasaki - Optimark Road Racing	4:47.116	23.173	112.470	4	4	2
33	SBK	79	Bruce BIRNIE	BMW - Carnegie Fuels	4:47.216	23.273	112.431	3	4	3
34	SBK	80	Barry FURBER	Kawasaki	4:48.151	24.208	112.066	4	4	3
35	SBK	25	Matthew REES	Kawasaki - PM Racing/GT Superbikes	4:48.742	24.799	111.837	2	3	2
36	SBK	119	Kris DUNCAN	Kawasaki - Shirlaw's Motorcycles	4:48.939	24.996	111.761	3	4	3
37	SBK	33	Adrian CLARK	Kawasaki - Mitchells / Safe Access	4:49.606	25.663	111.503	3	4	3
38	SBK	77	Tom WEEDEN	Honda - Tom Weeden Racing	4:49.965	26.022	111.365	2	3	2
39	SBK	61	Chris GREEN	BMW - Go Green Racing	4:50.863	26.920	111.021	3	4	2
40	SBK	68	Mark PURSLOW	BMW - ECTA Racing	4:52.132	28.189	110.539	3	4	2
41	SBK	55	Donald MacFADYEN	BMW	4:53.370	29.427	110.073	3	4	2
42	SBK	29	Forest DUNN	Kawasaki - Forest Dunn Racing	4:55.362	31.419	109.330	2	3	2
43	SBK	27	David MADSEN MYGDAL	Honda	5:00.977	37.034	107.291	4	4	3
44	SBK	21	Toni RECHBERGER	Suzuki - MSC Rottenegg	5:03.621	39.678	106.356	2	3	2
45	SBK	104	Daley MATHISON	BMW - Eddie Stobart Racing	5:05.106	41.163	105.839	1	3	2

Non Qualifiers

SBK	3	Michael DUNLOP	Suzuki - Hawk Racing	4:25.756	1.813	121.510	3	3	1
SBK	13	Lee JOHNSTON	Honda - Jackson Racing	4:31.515	7.572	118.933	2	2	1
SBK	52	James COWTON	Kawasaki - McAdoo Kawasaki Racing	4:44.681	20.738	113.432	2	3	1
SBK	66	JD MOSLEY	BMW	4:58.107	34.164	108.324	2	3	1
SBK	24	Andrew SELLARS	BMW	5:04.838	40.895	105.932	2	2	1
SBK	47	Alistair KIRK	BMW - AKR / McCurry Motorsport	7:18.161	2:54.218	73.699	1	1	0

Provisional result to be confirmed by the Stewards of the Meeting subject to completion of technical inspections & the time limit for protests

Page 1 / 1

Circuit	The Triangle	Signed	Organising Club	Coleraine & District MC
Length(miles)	8.9700 Lap 1 (8.8300)	 Chief Timekeeper	Qualifying Started	13:33
Weather	Sunny		Issued At:	14:37
Track	Dry, 31°C			





SUPERBIKE

Second Qualifying

Thursday, 11 May 2017

DETAILED SECTOR ANALYSIS

Qualifying Classification

Position

1	11 Michael RUTTER	SBK	Behind			
Best Time	4:23.943	Best Speed	122.345	On 3 Gp		
Lap	Lap Time	Lap Speed	Sector 1	Sector 2	Sector 3	Speed Trap
1	4:52.465	108.690		1:24.333	1:17.572	188.1
2	4:26.836	121.018	2:02.460	1:21.372	1:03.004	190.2
3	4:23.943	122.345	1:59.512	1:21.181	1:03.250	190.2
4	4:33.454	118.089	2:03.719	1:23.425		189.7
Ideal	4:23.697	122.459	1:59.512	1:21.181	1:03.004	190.2

2	2 Glenn IRWIN	SBK	Behind	1.712		
Best Time	4:25.655	Best Speed	121.556	On 2 Gp		
Lap	Lap Time	Lap Speed	Sector 1	Sector 2	Sector 3	Speed Trap
1	4:47.939	110.398		1:22.229	1:05.551	194.6
2	4:25.655	121.556	2:00.677	1:20.900	1:04.078	193.5
3	4:28.619	120.215	2:02.201	1:21.675	1:04.743	184.0
Ideal	4:25.655	121.556	2:00.677	1:20.900	1:04.078	194.6

3	40 Martin JESSOPP	SBK	Behind	2.249		
Best Time	4:26.192	Best Speed	121.311	On 2 Gp		
Lap	Lap Time	Lap Speed	Sector 1	Sector 2	Sector 3	Speed Trap
1	4:49.010	109.989		1:23.895	1:07.080	192.9
2	4:26.192	121.311	2:00.702	1:21.528	1:03.962	188.6
3	4:26.599	121.126	2:00.139	1:22.650	1:03.810	192.9
Ideal	4:25.477	121.638	2:00.139	1:21.528	1:03.810	192.9

4	60 Peter HICKMAN	SBK	Behind	5.512		
Best Time	4:29.455	Best Speed	119.842	On 3 Gp		
Lap	Lap Time	Lap Speed	Sector 1	Sector 2	Sector 3	Speed Trap
1	4:46.583	110.921		1:24.644	1:08.767	192.4
2	4:46.989	112.520	2:11.286	1:27.910	1:07.793	191.8
3	4:29.455	119.842	2:02.216	1:22.716	1:04.523	191.3
4	4:39.416	115.570	2:05.842	1:24.601		190.2
Ideal	4:29.455	119.842	2:02.216	1:22.716	1:04.523	192.4

Qualifying Classification

Position

5	16 William DUNLOP	SBK	Behind	6.208		
Best Time	4:30.151	Best Speed	119.533	On 2 Gp		
Lap	Lap Time	Lap Speed	Sector 1	Sector 2	Sector 3	Speed Trap
1	5:08.871	102.917		1:24.709	1:06.512	196.3
2	4:30.151	119.533	2:01.981	1:22.452	1:05.718	198.0
3	4:46.194	112.833	2:01.188	1:27.889		196.3
Ideal	4:29.358	119.885	2:01.188	1:22.452	1:05.718	198.0

6	37 James HILLIER	SBK	Behind	6.865		
Best Time	4:30.808	Best Speed	119.243	On 3 Gp		
Lap	Lap Time	Lap Speed	Sector 1	Sector 2	Sector 3	Speed Trap
1	4:51.562	109.027		1:24.300	1:07.943	176.7
2	4:33.507	118.066	2:04.191	1:24.094	1:05.222	187.0
3	4:30.808	119.243	2:02.580	1:24.087	1:04.141	189.7
4	4:40.298	115.206	2:07.617	1:24.673		189.1
Ideal	4:30.808	119.243	2:02.580	1:24.087	1:04.141	189.7

7	34 Alastair SEELEY	SBK	Behind	7.430		
Best Time	4:31.373	Best Speed	118.995	On 3 Gp		
Lap	Lap Time	Lap Speed	Sector 1	Sector 2	Sector 3	Speed Trap
1	4:56.342	107.268		1:22.485		181.0
2	5:38.094	95.512		1:22.012	1:05.521	195.2
3	4:31.373	118.995	2:02.013	1:21.690		194.6
Ideal	4:29.224	119.945	2:02.013	1:21.690	1:05.521	195.2

8	9 Dean HARRISON	SBK	Behind	7.586		
Best Time	4:31.529	Best Speed	118.927	On 2 Gp		
Lap	Lap Time	Lap Speed	Sector 1	Sector 2	Sector 3	Speed Trap
1	5:06.505	103.711		1:24.361	1:06.714	191.8
2	4:31.529	118.927	2:03.685	1:22.661	1:05.183	193.5
3	4:48.274	112.018	2:01.722	1:34.991		190.7
4	7:34.587	71.036		1:24.118	1:06.107	189.7
Ideal	4:29.566	119.793	2:01.722	1:22.661	1:05.183	193.5



Qualifying Classification

Position

9 82 Derek SHEILS

SBK Behind 7.728

Best Time 4:31.671 Best Speed 118.864 On 3 Gp

Lap	Lap Time	Lap Speed	Sector 1	Sector 2	Sector 3	Speed Trap
1	4:53.263	108.394		1:24.843	1:07.298	188.1
2	4:34.550	117.618	2:04.433	1:24.090	1:06.027	187.0
3	4:31.671	118.864	2:03.245	1:23.356	1:05.070	184.5
4	4:32.300	118.590	2:03.079	1:24.142	1:05.079	186.0
5	4:39.716	115.446	2:03.995	1:25.413		184.5
<i>Ideal</i>	<i>4:31.505</i>	<i>118.937</i>	<i>2:03.079</i>	<i>1:23.356</i>	<i>1:05.070</i>	<i>188.1</i>

Qualifying Classification

Position

13 36 Jamie COWARD

SBK Behind 10.314

Best Time 4:34.257 Best Speed 117.744 On 4 Gp

Lap	Lap Time	Lap Speed	Sector 1	Sector 2	Sector 3	Speed Trap
1	6:50.268	77.481		1:24.965	1:31.734	189.1
2	4:38.574	115.919	2:06.230	1:25.692	1:06.652	186.5
3	4:34.380	117.691	2:03.469	1:24.955	1:05.956	187.0
4	4:34.257	117.744	2:03.197	1:25.150	1:05.910	190.2
<i>Ideal</i>	<i>4:34.062</i>	<i>117.827</i>	<i>2:03.197</i>	<i>1:24.955</i>	<i>1:05.910</i>	<i>190.2</i>

10 1 John McGUINNESS

SBK Behind 7.744

Best Time 4:31.687 Best Speed 118.857 On 3 Gp

Lap	Lap Time	Lap Speed	Sector 1	Sector 2	Sector 3	Speed Trap
1	4:50.674	109.360		1:26.427	1:08.532	190.7
2	4:36.962	116.594	2:05.629	1:24.952	1:06.381	180.0
3	4:31.687	118.857	2:03.139	1:23.155	1:05.393	189.1
4	4:32.208	118.630	2:02.940	1:23.977	1:05.291	182.5
5	4:34.106	117.808	2:03.852	1:24.685	1:05.569	185.0
<i>Ideal</i>	<i>4:31.386</i>	<i>118.989</i>	<i>2:02.940</i>	<i>1:23.155</i>	<i>1:05.291</i>	<i>190.7</i>

14 17 Steve MERCER

SBK Behind 11.612

Best Time 4:35.555 Best Speed 117.189 On 2 Gp

Lap	Lap Time	Lap Speed	Sector 1	Sector 2	Sector 3	Speed Trap
1	6:32.128	81.065		1:25.843	1:10.116	189.7
2	4:35.555	117.189	2:05.332	1:24.480	1:05.743	188.1
3	4:39.305	115.616	2:06.429	1:26.744		186.0
<i>Ideal</i>	<i>4:35.555</i>	<i>117.189</i>	<i>2:05.332</i>	<i>1:24.480</i>	<i>1:05.743</i>	<i>189.7</i>

15 8 Guy MARTIN

SBK Behind 12.401

Best Time 4:36.344 Best Speed 116.854 On 3 Gp

Lap	Lap Time	Lap Speed	Sector 1	Sector 2	Sector 3	Speed Trap
1	5:18.524	99.798		1:37.260	1:08.527	175.3
2	4:38.617	115.901	2:05.942	1:25.768	1:06.907	185.0
3	4:36.344	116.854	2:04.972	1:24.839	1:06.533	185.5
4	4:43.735	113.810	2:06.873	1:27.184		185.0
<i>Ideal</i>	<i>4:36.344</i>	<i>116.854</i>	<i>2:04.972</i>	<i>1:24.839</i>	<i>1:06.533</i>	<i>185.5</i>

11 5 Bruce ANSTEY

SBK Behind 8.955

Best Time 4:32.898 Best Speed 118.330 On 3 Gp

Lap	Lap Time	Lap Speed	Sector 1	Sector 2	Sector 3	Speed Trap
1	5:05.337	104.108		1:25.405	1:06.782	177.7
2	4:51.077	110.940	2:04.125	1:32.666	1:14.286	194.0
3	4:32.898	118.330	2:03.301	1:23.692	1:05.905	191.3
4	4:51.406	110.814	2:12.503	1:27.367		181.5
<i>Ideal</i>	<i>4:32.898</i>	<i>118.330</i>	<i>2:03.301</i>	<i>1:23.692</i>	<i>1:05.905</i>	<i>194.0</i>

16 45 Marek CERVENY

SBK Behind 13.734

Best Time 4:37.677 Best Speed 116.293 On 3 Gp

Lap	Lap Time	Lap Speed	Sector 1	Sector 2	Sector 3	Speed Trap
1	5:31.591	95.865		1:33.479	1:07.968	174.4
2	4:40.094	115.290	2:06.119	1:25.876	1:08.099	180.5
3	4:37.677	116.293	2:05.774	1:25.086	1:06.817	184.5
4	4:38.372	116.003	2:06.420	1:25.728	1:06.224	185.0
<i>Ideal</i>	<i>4:37.084</i>	<i>116.542</i>	<i>2:05.774</i>	<i>1:25.086</i>	<i>1:06.224</i>	<i>185.0</i>

12 18 Dan KNEEN

SBK Behind 9.138

Best Time 4:33.081 Best Speed 118.251 On 3 Gp

Lap	Lap Time	Lap Speed	Sector 1	Sector 2	Sector 3	Speed Trap
1	7:56.439	66.720		1:40.243	1:06.514	186.5
2	4:34.073	117.823	2:03.927	1:24.968	1:05.178	187.6
3	4:33.081	118.251	2:03.500	1:24.690	1:04.891	186.0
4	4:45.126	113.255	2:04.162	1:29.636		183.5
<i>Ideal</i>	<i>4:33.081</i>	<i>118.251</i>	<i>2:03.500</i>	<i>1:24.690</i>	<i>1:04.891</i>	<i>187.6</i>



Qualifying Classification

Position

17 4 Ian HUTCHINSON

SBK Behind 14.017

Best Time 4:37.960 Best Speed 116.175 On 2 Gp

Lap	Lap Time	Lap Speed	Sector 1	Sector 2	Sector 3	Speed Trap
1	4:47.092	110.724		1:26.070	1:09.810	186.5
2	4:37.960	116.175	2:02.387	1:23.212		194.0
3	14:28.558	37.179		1:23.030	1:04.508	190.2
<i>Ideal</i>	<i>4:29.925</i>	<i>119.633</i>	<i>2:02.387</i>	<i>1:23.030</i>	<i>1:04.508</i>	<i>194.0</i>

18 20 Daniel COOPER

SBK Behind 14.942

Best Time 4:38.885 Best Speed 115.790 On 3 Gp

Lap	Lap Time	Lap Speed	Sector 1	Sector 2	Sector 3	Speed Trap
1	8:03.215	65.784		1:29.832	1:08.648	180.5
2	4:41.360	114.771	2:07.874	1:26.743	1:06.743	182.0
3	4:38.885	115.790	2:06.639	1:26.209	1:06.037	184.5
4	4:41.944	114.533	2:06.784	1:25.674		180.0
<i>Ideal</i>	<i>4:38.350</i>	<i>116.012</i>	<i>2:06.639</i>	<i>1:25.674</i>	<i>1:06.037</i>	<i>184.5</i>

19 88 Dan HEGARTY

SBK Behind 15.060

Best Time 4:39.003 Best Speed 115.741 On 2 Gp

Lap	Lap Time	Lap Speed	Sector 1	Sector 2	Sector 3	Speed Trap
1	4:59.767	106.042		1:26.524	1:08.095	186.5
2	4:39.003	115.741	2:06.259	1:26.568	1:06.176	181.5
3	4:41.343	114.778	2:05.443	1:26.161		182.5
<i>Ideal</i>	<i>4:37.780</i>	<i>116.250</i>	<i>2:05.443</i>	<i>1:26.161</i>	<i>1:06.176</i>	<i>186.5</i>

20 22 Horst SAIGER

SBK Behind 15.097

Best Time 4:39.040 Best Speed 115.725 On 2 Gp

Lap	Lap Time	Lap Speed	Sector 1	Sector 2	Sector 3	Speed Trap
1	4:51.228	109.152		1:25.520	1:08.441	187.6
2	4:39.040	115.725	2:06.281	1:25.349		177.2
<i>Ideal</i>	<i>4:40.071</i>	<i>115.299</i>	<i>2:06.281</i>	<i>1:25.349</i>	<i>1:08.441</i>	<i>187.6</i>

Qualifying Classification

Position

21 51 Phillip CROWE

SBK Behind 15.401

Best Time 4:39.344 Best Speed 115.599 On 3 Gp

Lap	Lap Time	Lap Speed	Sector 1	Sector 2	Sector 3	Speed Trap
1	7:17.513	72.656		1:29.242	1:11.031	174.9
2	4:42.432	114.335	2:08.019	1:27.512	1:06.901	175.8
3	4:39.344	115.599	2:06.826	1:26.853	1:05.665	174.0
4	4:48.964	111.751	2:09.935	1:30.432	1:08.597	172.2
<i>Ideal</i>	<i>4:39.344</i>	<i>115.599</i>	<i>2:06.826</i>	<i>1:26.853</i>	<i>1:05.665</i>	<i>175.8</i>

22 57 Dan STEWART

SBK Behind 15.643

Best Time 4:39.586 Best Speed 115.499 On 3 Gp

Lap	Lap Time	Lap Speed	Sector 1	Sector 2	Sector 3	Speed Trap
1	5:24.299	98.021		1:27.756	1:08.574	176.7
2	4:40.571	115.094	2:07.833	1:26.057	1:06.681	180.0
3	4:39.586	115.499	2:06.694	1:26.523	1:06.369	177.7
4	4:41.467	114.727	2:08.038	1:27.042	1:06.387	178.6
<i>Ideal</i>	<i>4:39.120</i>	<i>115.692</i>	<i>2:06.694</i>	<i>1:26.057</i>	<i>1:06.369</i>	<i>180.0</i>

23 15 Petr BICISTE

SBK Behind 15.905

Best Time 4:39.848 Best Speed 115.391 On 4 Gp

Lap	Lap Time	Lap Speed	Sector 1	Sector 2	Sector 3	Speed Trap
1	5:29.599	96.444		1:27.296	1:09.083	183.5
2	4:41.465	114.728	2:07.375	1:27.086	1:07.004	184.0
3	4:41.511	114.710	2:08.241	1:26.429	1:06.841	179.1
4	4:39.848	115.391	2:06.913	1:26.595	1:06.340	184.0
<i>Ideal</i>	<i>4:39.682</i>	<i>115.460</i>	<i>2:06.913</i>	<i>1:26.429</i>	<i>1:06.340</i>	<i>184.0</i>

24 98 Jochem van den HOEK

SBK Behind 16.175

Best Time 4:40.118 Best Speed 115.280 On 4 Gp

Lap	Lap Time	Lap Speed	Sector 1	Sector 2	Sector 3	Speed Trap
1	5:22.016	98.716		1:25.764	1:07.761	183.5
2	4:59.118	107.957	2:06.899	1:42.283	1:09.936	188.1
3	4:49.879	111.398	2:08.431	1:27.731	1:13.717	186.0
4	4:40.118	115.280	2:04.800	1:27.361	1:07.957	189.7
<i>Ideal</i>	<i>4:38.325</i>	<i>116.023</i>	<i>2:04.800</i>	<i>1:25.764</i>	<i>1:07.761</i>	<i>189.7</i>

Qualifying Classification

Position

25 12 Craig NEVE

SBK Behind 18.530

Best Time 4:42.473 Best Speed 114.319 On 3 Gp

Lap	Lap Time	Lap Speed	Sector 1	Sector 2	Sector 3	Speed Trap
1	6:56.550	76.313		1:53.143	1:10.657	180.0
2	4:45.260	113.202	2:08.430	1:27.362	1:09.468	181.0
3	4:42.473	114.319	2:08.726	1:26.135	1:07.612	181.0
4	4:42.823	114.177	2:06.921	1:26.531		180.5
<i>Ideal</i>	4:40.668	115.054	2:06.921	1:26.135	1:07.612	181.0

26 122 Alan BONNER

SBK Behind 20.040

Best Time 4:43.983 Best Speed 113.711 On 3 Gp

Lap	Lap Time	Lap Speed	Sector 1	Sector 2	Sector 3	Speed Trap
1	5:25.457	97.672		1:39.941	1:10.979	180.0
2	4:44.950	113.325	2:08.053	1:28.602	1:08.295	181.0
3	4:43.983	113.711	2:08.597	1:27.779	1:07.607	180.5
4	5:00.313	107.528	2:11.634	1:35.162		180.0
<i>Ideal</i>	4:43.439	113.929	2:08.053	1:27.779	1:07.607	181.0

27 39 Dominic HERBERTSON

SBK Behind 20.810

Best Time 4:44.753 Best Speed 113.404 On 2 Gp

Lap	Lap Time	Lap Speed	Sector 1	Sector 2	Sector 3	Speed Trap
1	5:30.250	96.254		1:40.399	1:10.126	185.0
2	4:44.753	113.404	2:07.130	1:27.966	1:09.657	179.5
3	4:46.588	112.677	2:08.305	1:28.557	1:09.726	183.0
4	4:45.591	113.071	2:08.378	1:28.811	1:08.402	184.5
<i>Ideal</i>	4:43.498	113.906	2:07.130	1:27.966	1:08.402	185.0

28 70 Johan FREDRIKS

SBK Behind 20.888

Best Time 4:44.831 Best Speed 113.372 On 2 Gp

Lap	Lap Time	Lap Speed	Sector 1	Sector 2	Sector 3	Speed Trap
1	5:35.810	94.661		1:35.011	1:10.109	187.6
2	4:44.831	113.372	2:07.880	1:27.319	1:09.632	189.7
3	4:46.003	112.908	2:08.399	1:27.623	1:09.981	188.6
4	4:51.910	110.623	2:07.916	1:27.776		189.7
<i>Ideal</i>	4:44.831	113.372	2:07.880	1:27.319	1:09.632	189.7

Qualifying Classification

Position

29 64 Frank GALLAGHER

SBK Behind 22.070

Best Time 4:46.013 Best Speed 112.904 On 3 Gp

Lap	Lap Time	Lap Speed	Sector 1	Sector 2	Sector 3	Speed Trap
1	5:51.116	90.534		1:29.005	1:10.855	174.9
2	4:46.866	112.568	2:10.457	1:27.038	1:09.371	181.0
3	4:46.013	112.904	2:09.486	1:27.708	1:08.819	180.0
4	4:47.550	112.300	2:11.439	1:27.830	1:08.281	179.5
<i>Ideal</i>	4:44.805	113.383	2:09.486	1:27.038	1:08.281	181.0

30 97 Seamus ELLIOTT

SBK Behind 22.105

Best Time 4:46.048 Best Speed 112.890 On 3 Gp

Lap	Lap Time	Lap Speed	Sector 1	Sector 2	Sector 3	Speed Trap
1	5:38.766	93.835		1:29.540	1:09.940	183.0
2	4:47.515	112.314	2:11.114	1:27.271	1:09.130	181.5
3	4:46.048	112.890	2:10.737	1:26.810	1:08.501	178.1
4	4:49.801	111.428	2:09.961	1:27.713		183.5
<i>Ideal</i>	4:45.272	113.197	2:09.961	1:26.810	1:08.501	183.5

31 26 Mark GOODINGS

SBK Behind 22.467

Best Time 4:46.410 Best Speed 112.747 On 2 Gp

Lap	Lap Time	Lap Speed	Sector 1	Sector 2	Sector 3	Speed Trap
1	5:47.117	91.577		1:29.225	1:10.017	182.5
2	4:46.410	112.747	2:10.205	1:27.823	1:08.382	185.5
3	5:00.005	107.638	2:08.970	1:41.067	1:09.968	182.0
4	4:53.557	110.002	2:10.187	1:30.565		182.5
<i>Ideal</i>	4:45.175	113.236	2:08.970	1:27.823	1:08.382	185.5

32 182 Xavier DENIS

SBK Behind 23.173

Best Time 4:47.116 Best Speed 112.470 On 4 Gp

Lap	Lap Time	Lap Speed	Sector 1	Sector 2	Sector 3	Speed Trap
1	5:46.649	91.701		1:31.080	1:12.190	178.6
2	4:51.706	110.700	2:10.525	1:28.714		190.2
3	7:08.468	75.366		1:28.573	1:17.840	185.5
4	4:47.116	112.470	2:09.843	1:28.181	1:09.092	185.5
<i>Ideal</i>	4:47.116	112.470	2:09.843	1:28.181	1:09.092	190.2

SUPERBIKE

Second Qualifying

Thursday, 11 May 2017

DETAILED SECTOR ANALYSIS



Qualifying Classification

Position

33 79 Bruce BIRNIE

SBK Behind 23.273

Best Time 4:47.216 Best Speed 112.431 On 3 Gp

Lap	Lap Time	Lap Speed	Sector 1	Sector 2	Sector 3	Speed Trap
1	5:59.083	88.525	1:34.930	1:14.199	177.2	
2	4:49.641	111.490	2:10.269	1:28.340	1:11.032	184.5
3	4:47.216	112.431	2:10.845	1:27.470	1:08.901	178.1
4	4:48.888	111.780	2:08.763	1:29.072	1:11.053	183.5
<i>Ideal</i>	4:45.134	113.252	2:08.763	1:27.470	1:08.901	184.5

34 80 Barry FURBER

SBK Behind 24.208

Best Time 4:48.151 Best Speed 112.066 On 4 Gp

Lap	Lap Time	Lap Speed	Sector 1	Sector 2	Sector 3	Speed Trap
1	5:37.741	94.119	1:35.928	1:11.841	187.0	
2	4:52.345	110.459	2:13.072	1:28.053	1:11.220	178.6
3	4:51.124	110.922	2:12.253	1:29.084	1:09.787	180.5
4	4:48.151	112.066	2:10.592	1:27.862	1:09.697	181.0
<i>Ideal</i>	4:48.151	112.066	2:10.592	1:27.862	1:09.697	187.0

35 25 Matthew REES

SBK Behind 24.799

Best Time 4:48.742 Best Speed 111.837 On 2 Gp

Lap	Lap Time	Lap Speed	Sector 1	Sector 2	Sector 3	Speed Trap
1	5:08.596	103.008	1:27.502	1:08.750	175.3	
2	4:48.742	111.837	2:09.251	1:26.942	174.4	
3	6:36.793	81.382	1:26.923	174.0		
<i>Ideal</i>	4:44.924	113.335	2:09.251	1:26.923	1:08.750	175.3

36 119 Kris DUNCAN

SBK Behind 24.996

Best Time 4:48.939 Best Speed 111.761 On 3 Gp

Lap	Lap Time	Lap Speed	Sector 1	Sector 2	Sector 3	Speed Trap
1	8:44.604	60.594	1:28.840	1:11.900	168.3	
2	4:51.174	110.903	2:12.054	1:28.226	1:10.894	175.3
3	4:48.939	111.761	2:10.550	1:28.167	1:10.222	182.0
4	4:53.889	109.878	2:12.653	1:27.744	178.6	
<i>Ideal</i>	4:48.516	111.924	2:10.550	1:27.744	1:10.222	182.0

Qualifying Classification

Position

37 33 Adrian CLARK

SBK Behind 25.663

Best Time 4:49.606 Best Speed 111.503 On 3 Gp

Lap	Lap Time	Lap Speed	Sector 1	Sector 2	Sector 3	Speed Trap
1	5:50.742	90.631	1:30.872	1:12.204	182.5	
2	4:52.179	110.521	2:12.305	1:28.694	1:11.180	174.9
3	4:49.606	111.503	2:10.806	1:28.490	1:10.310	184.5
4	4:51.978	110.597	2:10.834	1:29.933	1:11.211	186.0
<i>Ideal</i>	4:49.606	111.503	2:10.806	1:28.490	1:10.310	186.0

38 77 Tom WEEDEN

SBK Behind 26.022

Best Time 4:49.965 Best Speed 111.365 On 2 Gp

Lap	Lap Time	Lap Speed	Sector 1	Sector 2	Sector 3	Speed Trap
1	6:51.175	77.310	1:34.844	1:08.966	178.6	
2	4:49.965	111.365	2:10.571	1:29.594	1:09.800	174.4
3	4:54.826	109.529	2:10.170	1:28.536	177.7	
<i>Ideal</i>	4:47.672	112.253	2:10.170	1:28.536	1:08.966	178.6

39 61 Chris GREEN

SBK Behind 26.920

Best Time 4:50.863 Best Speed 111.021 On 3 Gp

Lap	Lap Time	Lap Speed	Sector 1	Sector 2	Sector 3	Speed Trap
1	5:43.785	92.465	1:38.473	1:12.473	182.0	
2	4:51.854	110.644	2:11.598	1:29.886	1:10.370	177.2
3	4:50.863	111.021	2:10.659	1:30.657	1:09.547	174.0
4	5:19.514	101.066	2:33.381	1:31.452	174.4	
<i>Ideal</i>	4:50.092	111.316	2:10.659	1:29.886	1:09.547	182.0

40 68 Mark PURSLOW

SBK Behind 28.189

Best Time 4:52.132 Best Speed 110.539 On 3 Gp

Lap	Lap Time	Lap Speed	Sector 1	Sector 2	Sector 3	Speed Trap
1	7:46.877	68.086	1:30.189	1:13.840	182.0	
2	4:52.266	110.488	2:12.172	1:29.292	1:10.802	180.5
3	4:52.132	110.539	2:11.899	1:29.671	1:10.562	182.0
4	5:21.998	100.286	2:21.627	1:48.701	1:11.670	182.0
<i>Ideal</i>	4:51.753	110.683	2:11.899	1:29.292	1:10.562	182.0

Qualifying Classification

Position

41	55 Donald MacFADYEN	SBK	Behind	29.427		
Best Time	4:53.370	Best Speed	110.073	On 3 Gp		
Lap	Lap Time	Lap Speed	Sector 1	Sector 2	Sector 3	Speed Trap
1	5:55.548	89.406		1:32.161	1:12.336	171.8
2	5:03.520	106.392	2:12.669	1:37.707	1:13.144	182.0
3	4:53.370	110.073	2:11.995	1:30.147	1:11.228	179.5
4	5:33.717	96.765	2:47.382	1:30.840		168.7
Ideal	4:53.370	110.073	2:11.995	1:30.147	1:11.228	182.0

42 **29 Forest DUNN**

	SBK	Behind	31.419			
Best Time	4:55.362	Best Speed	109.330 On 2 Gp			
Lap	Lap Time	Lap Speed	Sector 1	Sector 2	Sector 3	Speed Trap
1	6:38.972	79.675		1:30.814	1:12.554	174.4
2	4:55.362	109.330	2:14.063	1:30.454	1:10.845	172.6
3	4:57.072	108.701	2:13.617	1:31.199		170.5
Ideal	4:54.916	109.496	2:13.617	1:30.454	1:10.845	174.4

43 **27 David MADSEN MYGDAL**

	SBK	Behind	37.034			
Best Time	5:00.977	Best Speed	107.291 On 4 Gp			
Lap	Lap Time	Lap Speed	Sector 1	Sector 2	Sector 3	Speed Trap
1	6:59.677	75.744		1:33.548	1:15.247	167.9
2	5:07.424	105.041	2:18.518	1:34.777	1:14.129	168.7
3	5:09.801	104.235	2:24.585	1:32.598	1:12.618	170.5
4	5:00.977	107.291	2:16.862	1:31.993	1:12.122	170.9
Ideal	5:00.977	107.291	2:16.862	1:31.993	1:12.122	170.9

44 **21 Toni RECHBERGER**

	SBK	Behind	39.678			
Best Time	5:03.621	Best Speed	106.356 On 2 Gp			
Lap	Lap Time	Lap Speed	Sector 1	Sector 2	Sector 3	Speed Trap
1	7:48.118	67.906		1:36.984	1:17.881	169.2
2	5:03.621	106.356	2:17.594	1:33.243	1:12.784	174.9
3	5:10.238	104.088	2:18.003	1:35.184		170.0
Ideal	5:03.621	106.356	2:17.594	1:33.243	1:12.784	174.9

Qualifying Classification

Position

45	104 Daley MATHISON	SBK	Behind	41.163		
Best Time	5:05.106	Best Speed	105.839	On 1 Gp		
Lap	Lap Time	Lap Speed	Sector 1	Sector 2	Sector 3	Speed Trap
1	5:05.106	104.187		1:33.070	1:08.263	185.0
2	5:13.870	102.883	2:06.767	1:55.179		186.0
3	10:15.776	52.441		1:25.574	1:06.656	181.0
Ideal	4:38.997	115.743	2:06.767	1:25.574	1:06.656	186.0

Non Qualifiers

Position

3 Michael DUNLOP

	SBK	Behind	1.813			
Best Time	4:25.756	Best Speed	121.510 On 3 Gp			
Lap	Lap Time	Lap Speed	Sector 1	Sector 2	Sector 3	Speed Trap
1	7:15.236	73.036		1:26.087		188.6
2	9:07.254	59.007		1:22.705	1:04.906	188.6
3	4:25.756	121.510	2:00.032	1:22.028	1:03.696	190.2
Ideal	4:25.756	121.510	2:00.032	1:22.028	1:03.696	190.2

13 Lee JOHNSTON

	SBK	Behind	7.572			
Best Time	4:31.515	Best Speed	118.933 On 2 Gp			
Lap	Lap Time	Lap Speed	Sector 1	Sector 2	Sector 3	Speed Trap
1	8:52.415	59.705		1:25.497	1:05.150	192.4
2	4:31.515	118.933	2:00.872	1:23.493		191.3
Ideal	4:29.515	119.815	2:00.872	1:23.493	1:05.150	192.4

52 James COWTON

	SBK	Behind	20.738			
Best Time	4:44.681	Best Speed	113.432 On 2 Gp			
Lap	Lap Time	Lap Speed	Sector 1	Sector 2	Sector 3	Speed Trap
1	6:39.103	79.649		1:25.963	1:07.576	186.0
2	4:44.681	113.432	2:07.200	1:27.088		185.5
3	8:56.772	60.160		1:26.739	1:07.167	188.6
Ideal	4:40.330	115.193	2:07.200	1:25.963	1:07.167	188.6

VAUXHALL International NORTH WEST 200

SUPERBIKE

Second Qualifying

Thursday, 11 May 2017

DETAILED SECTOR ANALYSIS



Non Qualifiers

Position

66 JD MOSLEY

SBK Behind **34.164**

Best Time **4:58.107** Best Speed **108.324** On **2** Gp

Lap	Lap Time	Lap Speed	Sector 1	Sector 2	Sector 3	Speed Trap
1	6:48.021	77.908		1:28.912	1:10.690	180.5
2	4:58.107	108.324	2:10.105	1:31.422		181.0
3	8:43.033	61.740		1:28.856	1:10.991	189.1
<i>Ideal</i>	<i>4:49.651</i>	<i>111.486</i>	<i>2:10.105</i>	<i>1:28.856</i>	<i>1:10.690</i>	<i>189.1</i>

24 Andrew SELLARS

SBK Behind **40.895**

Best Time **5:04.838** Best Speed **105.932** On **2** Gp

Lap	Lap Time	Lap Speed	Sector 1	Sector 2	Sector 3	Speed Trap
1	17:20.622	30.547		1:34.706	1:14.697	168.3
2	5:04.838	105.932	2:17.993	1:32.060	1:14.785	170.5
<i>Ideal</i>	<i>5:04.750</i>	<i>105.962</i>	<i>2:17.993</i>	<i>1:32.060</i>	<i>1:14.697</i>	<i>170.5</i>

47 Alistair KIRK

SBK Behind **2:54.218**

Best Time **7:18.161** Best Speed **73.699** On **1** Gp

Lap	Lap Time	Lap Speed	Sector 1	Sector 2	Sector 3	Speed Trap
1	7:18.161	72.549		1:29.263		170.0
<i>Ideal</i>	<i>0.000</i>	<i>0.000</i>		<i>1:29.263</i>		<i>170.0</i>

VAUXHALL International NORTH WEST 200

SUPERBIKE

Second Qualifying

SECTOR ANALYSIS

Perfect Lap (sum of best sectors) = 4:23.416



SECTOR 1 FINISH - BALLYSALLY			SECTOR 2 BALLYSALLY - METROPOLE		SECTOR 3 METROPOLE - FINISH		IDEAL / BEST COMPARISON					
Pos	No	Name	Time	No	Name	Time	Pos	No	Name	Ideal Time	Best Tim	Diff
1	11	Michael RUTTER	1:59.512	2	Glenn IRWIN	1:20.900	1	11	Michael RUTTER	4:23.697	4:23.943	0.246
2	3	Michael DUNLOP	2:00.032	11	Michael RUTTER	1:21.181	3	2	Glenn IRWIN	4:25.655	4:25.655	0.000
3	40	Martin JESSOPP	2:00.139	40	Martin JESSOPP	1:21.528	40	3	Michael DUNLOP	4:25.756	4:25.756	0.000
4	2	Glenn IRWIN	2:00.677	34	Alastair SEELEY	1:21.690	2	40	Martin JESSOPP	4:25.477	4:26.192	0.715
5	13	Lee JOHNSTON	2:00.872	3	Michael DUNLOP	1:22.028	37	60	Peter HICKMAN	4:29.455	4:29.455	0.000
6	16	William DUNLOP	2:01.188	16	William DUNLOP	1:22.452	4	16	William DUNLOP	4:29.358	4:30.151	0.793
7	9	Dean HARRISON	2:01.722	9	Dean HARRISON	1:22.661	60	37	James HILLIER	4:30.808	4:30.808	0.000
8	34	Alastair SEELEY	2:02.013	60	Peter HICKMAN	1:22.716	18	34	Alastair SEELEY	4:29.224	4:31.373	2.149
9	60	Peter HICKMAN	2:02.216	4	Ian HUTCHINSON	1:23.030	82	13	Lee JOHNSTON	4:29.515	4:31.515	2.000
10	4	Ian HUTCHINSON	2:02.387	1	John McGUINNESS	1:23.155	13	9	Dean HARRISON	4:29.566	4:31.529	1.963
11	37	James HILLIER	2:02.580	82	Derek SHEILS	1:23.356	9	82	Derek SHEILS	4:31.505	4:31.671	0.166
12	1	John McGUINNESS	2:02.940	13	Lee JOHNSTON	1:23.493	1	1	John McGUINNESS	4:31.386	4:31.687	0.301
13	82	Derek SHEILS	2:03.079	5	Bruce ANSTEY	1:23.692	34	5	Bruce ANSTEY	4:32.898	4:32.898	0.000
14	36	Jamie COWARD	2:03.197	37	James HILLIER	1:24.087	51	18	Dan KNEEN	4:33.081	4:33.081	0.000
15	5	Bruce ANSTEY	2:03.301	17	Steve MERCER	1:24.480	16	36	Jamie COWARD	4:34.062	4:34.257	0.195
16	18	Dan KNEEN	2:03.500	18	Dan KNEEN	1:24.690	17	17	Steve MERCER	4:35.555	4:35.555	0.000
17	98	Jochem van den HOEK	2:04.800	8	Guy MARTIN	1:24.839	5	8	Guy MARTIN	4:36.344	4:36.344	0.000
18	8	Guy MARTIN	2:04.972	36	Jamie COWARD	1:24.955	36	45	Marek CERVENY	4:37.084	4:37.677	0.593
19	17	Steve MERCER	2:05.332	45	Marek CERVENY	1:25.086	20	4	Ian HUTCHINSON	4:29.925	4:37.960	8.035
20	88	Dan HEGARTY	2:05.443	22	Horst SAIGER	1:25.349	88	20	Daniel COOPER	4:38.350	4:38.885	0.535
21	45	Marek CERVENY	2:05.774	104	Daley MATHISON	1:25.574	45	88	Dan HEGARTY	4:37.780	4:39.003	1.223
22	22	Horst SAIGER	2:06.281	20	Daniel COOPER	1:25.674	15	22	Horst SAIGER	4:40.071	4:39.040	1.031
23	20	Daniel COOPER	2:06.639	98	Jochem van den HOEK	1:25.764	57	51	Phillip CROWE	4:39.344	4:39.344	0.000
24	57	Dan STEWART	2:06.694	52	James COWTON	1:25.963	8	57	Dan STEWART	4:39.120	4:39.586	0.466
25	104	Daley MATHISON	2:06.767	57	Dan STEWART	1:26.057	104	15	Petr BICISTE	4:39.682	4:39.848	0.166
26	51	Phillip CROWE	2:06.826	12	Craig NEVE	1:26.135	52	98	Jochem van den HOEK	4:38.325	4:40.118	1.793
27	15	Petr BICISTE	2:06.913	88	Dan HEGARTY	1:26.161	122	12	Craig NEVE	4:40.668	4:42.473	1.805
28	12	Craig NEVE	2:06.921	15	Petr BICISTE	1:26.429	12	122	Alan BONNER	4:43.439	4:43.983	0.544
29	39	Dominic HERBERTSON	2:07.130	97	Seamus ELLIOTT	1:26.810	98	52	James COWTON	4:40.330	4:44.681	4.351
30	52	James COWTON	2:07.200	51	Phillip CROWE	1:26.853	64	39	Dominic HERBERTSON	4:43.498	4:44.753	1.255
31	70	Johan FREDRIKS	2:07.880	25	Matthew REES	1:26.923	26	70	Johan FREDRIKS	4:44.831	4:44.831	0.000
32	122	Alan BONNER	2:08.053	64	Frank GALLAGHER	1:27.038	39	64	Frank GALLAGHER	4:44.805	4:46.013	1.208
33	79	Bruce BIRNIE	2:08.763	70	Johan FREDRIKS	1:27.319	22	97	Seamus ELLIOTT	4:45.272	4:46.048	0.776
34	26	Mark GOODINGS	2:08.970	79	Bruce BIRNIE	1:27.470	97	26	Mark GOODINGS	4:45.175	4:46.410	1.235
35	25	Matthew REES	2:09.251	119	Kris DUNCAN	1:27.744	25	182	Xavier DENIS	4:47.116	4:47.116	0.000
36	64	Frank GALLAGHER	2:09.486	122	Alan BONNER	1:27.779	79	79	Bruce BIRNIE	4:45.134	4:47.216	2.082
37	182	Xavier DENIS	2:09.843	26	Mark GOODINGS	1:27.823	77	80	Barry FURBER	4:48.151	4:48.151	0.000
38	97	Seamus ELLIOTT	2:09.961	80	Barry FURBER	1:27.862	182	25	Matthew REES	4:44.924	4:48.742	3.818
39	66	JD MOSLEY	2:10.105	39	Dominic HERBERTSON	1:27.966	61	119	Kris DUNCAN	4:48.516	4:48.939	0.423
40	77	Tom WEEDEN	2:10.170	182	Xavier DENIS	1:28.181	70	33	Adrian CLARK	4:49.606	4:49.606	0.000
41	119	Kris DUNCAN	2:10.550	33	Adrian CLARK	1:28.490	80	77	Tom WEEDEN	4:47.672	4:49.965	2.293
42	80	Barry FURBER	2:10.592	77	Tom WEEDEN	1:28.536	119	61	Chris GREEN	4:50.092	4:50.863	0.771
43	61	Chris GREEN	2:10.659	66	JD MOSLEY	1:28.856	33	68	Mark PURSLOW	4:51.753	4:52.132	0.379
44	33	Adrian CLARK	2:10.806	47	Alistair KIRK	1:29.263	68	55	Donald MacFADYEN	4:53.370	4:53.370	0.000
45	68	Mark PURSLOW	2:11.899	68	Mark PURSLOW	1:29.292	66	29	Forest DUNN	4:54.916	4:55.362	0.446
46	55	Donald MacFADYEN	2:11.995	61	Chris GREEN	1:29.886	29	66	JD MOSLEY	4:49.651	4:58.107	8.456
47	29	Forest DUNN	2:13.617	55	Donald MacFADYEN	1:30.147	55	27	David MADSEN MYGDAL	5:00.977	5:00.977	0.000
48	27	David MADSEN MYGDAL	2:16.862	29	Forest DUNN	1:30.454	27	21	Toni RECHBERGER	5:03.621	5:03.621	0.000
49	21	Toni RECHBERGER	2:17.594	27	David MADSEN MYGDAL	1:31.993	21	24	Andrew SELLARS	5:04.750	5:04.838	0.088
50	24	Andrew SELLARS	2:17.993	24	Andrew SELLARS	1:32.060	24	104	Daley MATHISON	4:38.997	5:13.870	34.873
				21	Toni RECHBERGER	1:33.243						

VAUXHALL International NORTH WEST 200

SUPERBIKE

Second Qualifying
Thursday, 11 May 2017



SPEED TRAP North West 200® ON APPROACH TO UNIVERSITY

Class	No/Name	Fastest	Lap 1	Lap 2	Lap 3	Lap 4	Lap 5	Lap 6	Lap 7	Lap 8	Lap 9	Lap 10	Lap 11	Lap 12
SBK	16 William DUNLOP	198.0	196.3	198.0	196.3									
SBK	34 Alastair SEELEY	195.2	181.0	195.2	194.6									
SBK	2 Glenn IRWIN	194.6	194.6	193.5	184.0									
SBK	4 Ian HUTCHINSON	194.0	186.5	194.0	190.2									
SBK	5 Bruce ANSTEY	194.0	177.7	194.0	191.3	181.5								
SBK	9 Dean HARRISON	193.5	191.8	193.5	190.7	189.7								
SBK	40 Martin JESSOPP	192.9	192.9	188.6	192.9									
SBK	13 Lee JOHNSTON	192.4	192.4	191.3										
SBK	60 Peter HICKMAN	192.4	192.4	191.8	191.3	190.2								
SBK	1 John McGUINNESS	190.7	190.7	180.0	189.1	182.5	185.0							
SBK	36 Jamie COWARD	190.2	189.1	186.5	187.0	190.2								
SBK	182 Xavier DENIS	190.2	178.6	190.2	185.5	185.5								
SBK	11 Michael RUTTER	190.2	188.1	190.2	190.2	189.7								
SBK	3 Michael DUNLOP	190.2	188.6	188.6	190.2									
SBK	37 James HILLIER	189.7	176.7	187.0	189.7	189.1								
SBK	70 Johan FREDRIKS	189.7	187.6	189.7	188.6	189.7								
SBK	17 Steve MERCER	189.7	189.7	188.1	186.0									
SBK	98 Jochem van den HOEK	189.7	183.5	188.1	186.0	189.7								
SBK	66 JD MOSLEY	189.1	180.5	181.0	189.1									
SBK	52 James COWTON	188.6	186.0	185.5	188.6									
SBK	82 Derek SHEILS	188.1	188.1	187.0	184.5	186.0	184.5							
SBK	22 Horst SAIGER	187.6	187.6	177.2										
SBK	18 Dan KNEEN	187.6	186.5	187.6	186.0	183.5								
SBK	80 Barry FURBER	187.0	187.0	178.6	180.5	181.0								
SBK	88 Dan HEGARTY	186.5	186.5	181.5	182.5									
SBK	33 Adrian CLARK	186.0	182.5	174.9	184.5	186.0								
SBK	104 Daley MATHISON	186.0	185.0	186.0	181.0									
SBK	8 Guy MARTIN	185.5	175.3	185.0	185.5	185.0								
SBK	26 Mark GOODINGS	185.5	182.5	185.5	182.0	182.5								
SBK	45 Marek CERVENY	185.0	174.4	180.5	184.5	185.0								
SBK	39 Dominic HERBERTSON	185.0	185.0	179.5	183.0	184.5								
SBK	79 Bruce BIRNIE	184.5	177.2	184.5	178.1	183.5								
SBK	20 Daniel COOPER	184.5	180.5	182.0	184.5	180.0								
SBK	15 Petr BICISTE	184.0	183.5	184.0	179.1	184.0								
SBK	97 Seamus ELLIOTT	183.5	183.0	181.5	178.1	183.5								
SBK	55 Donald MacFADYEN	182.0	171.8	182.0	179.5	168.7								
SBK	68 Mark PURSLOW	182.0	182.0	180.5	182.0	182.0								
SBK	61 Chris GREEN	182.0	182.0	177.2	174.0	174.4								
SBK	119 Kris DUNCAN	182.0	168.3	175.3	182.0	178.6								
SBK	64 Frank GALLAGHER	181.0	174.9	181.0	180.0	179.5								
SBK	122 Alan BONNER	181.0	180.0	181.0	180.5	180.0								
SBK	12 Craig NEVE	181.0	180.0	181.0	181.0	180.5								
SBK	57 Dan STEWART	180.0	176.7	180.0	177.7	178.6								
SBK	77 Tom WEEDEN	178.6	178.6	174.4	177.7									
SBK	51 Phillip CROWE	175.8	174.9	175.8	174.0	172.2								
SBK	25 Matthew REES	175.3	175.3	174.4	174.0									
SBK	21 Toni RECHBERGER	174.9	169.2	174.9	170.0									
SBK	29 Forest DUNN	174.4	174.4	172.6	170.5									
SBK	27 David MADSEN MYGDAL	170.9	167.9	168.7	170.5	170.9								
SBK	24 Andrew SELLARS	170.5	168.3	170.5										
SBK	47 Alistair KIRK	170.0	170.0											

VAUXHALL International NORTH WEST 200

SUPERBIKE Combined Qualifying




Pos	Class	No	Name	-----Best Time / Qual Laps-----			Overall Best Time / Speed /		
				Session A	Session B		Total Qual Laps		
Qualifying Classification									
1	SBK	11	Michael RUTTER	4:26.670	5	4:23.943	4	4:23.943	122.345 9
2	SBK	34	Alastair SEELEY	4:25.100	5	4:31.373	2	4:25.100	121.811 7
3	SBK	2	Glenn IRWIN	4:30.030	4	4:25.655	3	4:25.655	121.556 7
4	SBK	3	Michael DUNLOP	4:27.639	3	4:25.756	1	4:25.756	121.510 4
5	SBK	40	Martin JESSOPP	4:31.272	6	4:26.192	3	4:26.192	121.311 9
6	SBK	60	Peter HICKMAN	4:33.815	4	4:29.455	4	4:29.455	119.842 8
7	SBK	4	Ian HUTCHINSON	4:29.782	5	4:37.960	2	4:29.782	119.697 7
8	SBK	16	William DUNLOP	4:37.825	4	4:30.151	3	4:30.151	119.533 7
9	SBK	37	James HILLIER	4:35.349	5	4:30.808	4	4:30.808	119.243 9
10	SBK	13	Lee JOHNSTON	4:32.477	3	4:31.515	1	4:31.515	118.933 4
11	SBK	9	Dean HARRISON	4:34.657	4	4:31.529	3	4:31.529	118.927 7
12	SBK	82	Derek SHEILS	4:36.522	4	4:31.671	5	4:31.671	118.864 9
13	SBK	1	John McGUINNESS	4:32.280	5	4:31.687	5	4:31.687	118.857 10
14	SBK	5	Bruce ANSTEY	4:37.103	5	4:32.898	4	4:32.898	118.330 9
15	SBK	18	Dan KNEEN	4:36.276	5	4:33.081	3	4:33.081	118.251 8
16	SBK	36	Jamie COWARD	4:38.228	5	4:34.257	3	4:34.257	117.744 8
17	SBK	22	Horst SAIGER	4:35.196	2	4:39.040	2	4:35.196	117.342 4
18	SBK	17	Steve MERCER	4:39.056	3	4:35.555	2	4:35.555	117.189 5
19	SBK	8	Guy MARTIN	4:38.905	3	4:36.344	3	4:36.344	116.854 6
20	SBK	45	Marek CERVENY	4:46.234	5	4:37.677	3	4:37.677	116.293 8
21	SBK	6	Ivan LINTIN	4:38.333	2	-----		4:38.333	116.019 2
22	SBK	20	Daniel COOPER	4:42.738	5	4:38.885	3	4:38.885	115.790 8
23	SBK	88	Dan HEGARTY	4:50.987	1	4:39.003	3	4:39.003	115.741 4
24	SBK	51	Phillip CROWE	5:44.862	0	4:39.344	3	4:39.344	115.599 3
25	SBK	57	Dan STEWART	4:48.295	5	4:39.586	3	4:39.586	115.499 8
26	SBK	15	Petr BICISTE	4:54.597	3	4:39.848	3	4:39.848	115.391 6
27	SBK	98	Jochem van den HOEK	4:49.146	4	4:40.118	3	4:40.118	115.280 7
28	SBK	12	Craig NEVE	4:51.333	2	4:42.473	3	4:42.473	114.319 5
29	SBK	122	Alan BONNER	16:29.378	0	4:43.983	3	4:43.983	113.711 3
30	SBK	39	Dominic HERBERTSON	4:53.698	4	4:44.753	3	4:44.753	113.404 7
31	SBK	70	Johan FREDRIKS	5:03.727	3	4:44.831	3	4:44.831	113.372 6
32	SBK	65	Michael SWEENEY	4:44.831	3	-----		4:44.831	113.372 3
33	SBK	64	Frank GALLAGHER	4:51.255	5	4:46.013	3	4:46.013	112.904 8
34	SBK	97	Seamus ELLIOTT	4:52.388	3	4:46.048	3	4:46.048	112.890 6
35	SBK	26	Mark GOODINGS	4:53.737	5	4:46.410	3	4:46.410	112.747 8
36	SBK	182	Xavier DENIS	4:50.773	2	4:47.116	2	4:47.116	112.470 4
37	SBK	79	Bruce BIRNIE	4:57.231	3	4:47.216	3	4:47.216	112.431 6
38	SBK	80	Barry FURBER	4:54.523	5	4:48.151	3	4:48.151	112.066 8
39	SBK	25	Matthew REES	4:52.222	2	4:48.742	2	4:48.742	111.837 4
40	SBK	119	Kris DUNCAN	5:01.693	3	4:48.939	3	4:48.939	111.761 6
41	SBK	33	Adrian CLARK	4:53.529	4	4:49.606	3	4:49.606	111.503 7
42	SBK	77	Tom WEEDEN	4:55.402	2	4:49.965	2	4:49.965	111.365 4
43	SBK	104	Daley MATHISON	4:50.554	4	5:05.106	2	4:50.554	111.139 6
44	SBK	61	Chris GREEN	5:05.961	2	4:50.863	2	4:50.863	111.021 4
45	SBK	68	Mark PURSLOW	5:01.573	1	4:52.132	2	4:52.132	110.539 3
46	SBK	55	Donald MacFADYEN	4:55.465	4	4:53.370	2	4:53.370	110.073 6
47	SBK	49	Raul TORRAS	4:55.071	3	-----		4:55.071	109.438 3
48	SBK	29	Forest DUNN	4:58.789	3	4:55.362	2	4:55.362	109.330 5
49	SBK	66	JD MOSLEY	5:10.588	1	4:58.107	1	4:58.107	108.324 2
50	SBK	27	David MADSEN MYGDAL	5:07.160	5	5:00.977	3	5:00.977	107.291 8
51	SBK	21	Toni RECHBERGER	5:08.410	3	5:03.621	2	5:03.621	106.356 5
52	SBK	24	Andrew SELLARS	5:09.843	4	5:04.838	1	5:04.838	105.932 5

Non Qualifiers

SBK	47	Alistair KIRK	7:00.410	0	7:18.161	0			0
SBK	52	James COWTON	6:23.443	0	4:44.681	1			1
SBK	62	Sam WEST	4:42.923	1	-----				1

Provisional result to be confirmed by the Stewards of the Meeting subject to completion of technical inspections & the time limit for protests

Page 1 / 1

Circuit	The Triangle	Signed		Organising Club	Coleraine & District MC
Length(miles)	8.9700 Lap 1 (8.8300)		Chief Timekeeper		
Weather		Issued At:			
Track					





VAUXHALL

ANCHOR COMPLEX & VAUXHALL SUPERBIKE



RACE NUMBER: 2 (SAT) & 4 (SAT)

GROUP: A

[]

[]

[]

12
NEVE

98
van den HOEK

15
BICISTE

ROW 9

57
STEWART

51
CROWE

88
HEGARTY

ROW 8

20
COOPER

6
LINTIN

45
CERVENY

ROW 7

8
MARTIN

17
MERCER

22
SAIGER

ROW 6

36
COWARD

18
KNEEN

5
ANSTEY

ROW 5

82
SHEILS

9
HARRISON

13
JOHNSTON

ROW 4

37
HILLIER

16
W DUNLOP

4
HUTCHINSON

ROW 3

60
HICKMAN

40
JESSOPP

3
M DUNLOP

ROW 2

2
IRWIN

34
SEELEY

11
RUTTER

ROW 1

POLE



VAUXHALL

ANCHOR COMPLEX & VAUXHALL SUPERBIKE



RACE NUMBER: 2 (SAT) & 4 (SAT)

GROUP: B

[]

[]

[]

[]

[]

[]

24
SELLARS

21
RECHBERGER

27
MADSEN-MYGDAL

ROW 17

66
MOSLEY

29
DUNN

49
TORRAS

ROW 16

55
MacFADYEN

68
PURSLOW

61
GREEN

ROW 15

104
MATHISON

77
WEEDEN

33
CLARK

ROW 14

119
DUNCAN

25
REES

80
FURBER

ROW 13

79
BIRNIE

182
DENIS

26
GOODINGS

ROW 12

97
ELLIOTT

64
GALLAGHER

65
SWEENEY

ROW 11

70
FREDRIKS

39
HERBERTSON

122
BONNER

ROW 10

VAUXHALL International NORTH WEST 200

SUPERBIKE

Race 4 - Vauxhall NW200 Superbike

Saturday, 13 May 2017



Pos	Class	No	Name	Machine / Sponsor	Gp	Lap	Total Time	Behind	Speed	-----Best Lap-----		
										Time	Speed	On
Race Classification												
1	SBK	2	Glenn IRWIN	Ducati - Be Wiser Ducati Racing	a	7	30:54.018		121.649	4:23.910	122.360	7
2	SBK	34	Alastair SEELEY	BMW - Tyco BMW Motorrad	a	7	30:54.190	0.172	121.638	4:22.851	122.853	3
3	SBK	4	Ian HUTCHINSON	BMW - Tyco BMW Motorrad	a	7	30:54.747	0.729	121.601	4:23.254	122.665	7
4	SBK	3	Michael DUNLOP	Suzuki - Hawk Racing	a	7	30:57.857	3.839	121.398	4:23.593	122.507	4
5	SBK	11	Michael RUTTER	BMW - Bathams / SMT Racing	a	7	31:01.030	7.012	121.191	4:24.460	122.105	3
6	SBK	9	Dean HARRISON	Kawasaki - Silicone Engineering	a	7	31:12.320	18.302	120.460	4:25.629	121.568	4
7	SBK	40	Martin JESSOPP	BMW - Riders Motorcycles	a	7	31:18.895	24.877	120.039	4:27.245	120.833	3
8	SBK	60	Peter HICKMAN	BMW - Smith's Racing	a	7	31:30.617	36.599	119.294	4:25.717	121.528	3
9	SBK	16	William DUNLOP	Yamaha - Temple Golf & Country Club	a	7	31:41.324	47.306	118.623	4:29.334	119.896	7
10	SBK	82	Derek SHEILS	Suzuki - Cookstown BE Racing	a	7	31:42.277	48.259	118.563	4:30.928	119.190	7
11	SBK	104	Daley MATHISON	BMW - Eddie Stobart Racing	b	7	32:26.516	1:32.498	115.869	4:37.314	116.446	4
12	SBK	70	Johan FREDRIKS	Kawasaki	b	7	32:55.377	2:01.359	114.176	4:40.854	114.978	2
13	SBK	98	Jochem van den HOEK	Kawasaki	a	7	33:40.416	2:46.398	111.630	4:42.721	114.219	7
14	SBK	33	Adrian CLARK	Kawasaki - Mitchells / Safe Access	b	7	33:56.697	3:02.679	110.738	4:43.926	113.734	4
15	SBK	29	Forest DUNN	Kawasaki - Forest Dunn Racing	b	7	34:25.001	3:30.983	109.220	4:53.152	110.154	3
16	SBK	79	Bruce BIRNIE	BMW - Carnegie Fuels	b	7	34:58.517	4:04.499	107.476	4:46.101	112.869	5
17	SBK	24	Andrew SELLARS	BMW	b	6	30:17.618	1 Lap	106.319	5:02.705	106.678	2

Fastest Lap

SBK	34	Alastair SEELEY	BMW - Tyco BMW Motorrad	4:22.851	122.853	3
-----	----	-----------------	-------------------------	----------	---------	---

Not Classified

DNF	SBK	182	Xavier DENIS	Kawasaki - Optimark Road Racing	b	6	28:47.843		111.843	4:47.610	112.277	3
DNF	SBK	22	Horst SAIGER	Kawasaki - saiger-racing.com	a	4	18:15.142		117.486	4:32.553	118.480	4
DNF	SBK	5	Bruce ANSTEY	Honda - padgettsmotorcycles.com	a	2	9:20.045		114.419	4:46.476	112.721	2
DNF	SBK	37	James HILLIER	Kawasaki - JG Speedfit Kawasaki	a	2	9:30.387		112.345	5:01.631	107.058	2

No 40 - No transponder detected

Provisional result to be confirmed by the Stewards of the Meeting subject to completion of technical inspections & the time limit for protests

Page 1 / 1

Circuit	The Triangle	Signed	<i>Patrick Rice</i> Chief Timekeeper	Organising Club	Coleraine & District MC
Length(miles)	8.9700 Lap 1 (8.8300)	Issued At:	18:32	Race Started	17:50
Weather	Cloudy			Gp Time Diff - b	45.58
Track	Dry, 16°C				



SUPERBIKE

Race 4 - Vauxhall NW200 Superbike

Saturday, 13 May 2017

DETAILED SECTOR ANALYSIS



Race Classification

Position

1 2 Glenn IRWIN

Total Time **30:54.018** Avg Speed **121.649** Behind
Best Time **4:23.910** Best Speed **122.360** On **7** Gp **a**

Lap	Lap Time	Lap Speed	Sector 1	Sector 2	Sector 3	Speed Trap
1	4:22.784	120.966		1:21.788	1:04.110	191.8
2	4:26.274	121.274	2:00.495	1:21.867	1:03.912	192.9
3	4:24.573	122.053	2:00.273	1:20.770	1:03.530	191.8
4	4:26.081	121.362	2:01.103	1:21.336	1:03.642	190.7
5	4:25.330	121.705	2:00.565	1:21.112	1:03.653	192.9
6	4:25.066	121.826	2:00.282	1:21.014	1:03.770	190.2
7	4:23.910	122.360	1:59.902	1:20.370	1:03.638	191.3
<i>Ideal</i>	<i>4:23.802</i>	<i>122.410</i>	<i>1:59.902</i>	<i>1:20.370</i>	<i>1:03.530</i>	<i>192.9</i>

2 34 Alastair SEELEY

Total Time **30:54.190** Avg Speed **121.638** Behind **0.172**
Best Time **4:22.851** Best Speed **122.853** On **3** Gp **a**

Lap	Lap Time	Lap Speed	Sector 1	Sector 2	Sector 3	Speed Trap
1	4:25.316	119.812		1:21.350	1:04.809	184.0
2	4:25.830	121.476	2:01.299	1:21.029	1:03.502	184.5
3	4:22.851	122.853	1:58.817	1:20.735	1:03.299	198.0
4	4:26.476	121.182	2:01.423	1:21.369	1:03.684	187.6
5	4:24.936	121.886	1:59.993	1:20.564	1:04.379	196.9
6	4:24.853	121.924	2:00.297	1:21.004	1:03.552	189.7
7	4:23.928	122.352	2:00.998	1:19.340	1:03.590	190.7
<i>Ideal</i>	<i>4:21.456</i>	<i>123.508</i>	<i>1:58.817</i>	<i>1:19.340</i>	<i>1:03.299</i>	<i>198.0</i>

3 4 Ian HUTCHINSON

Total Time **30:54.747** Avg Speed **121.601** Behind **0.729**
Best Time **4:23.254** Best Speed **122.665** On **7** Gp **a**

Lap	Lap Time	Lap Speed	Sector 1	Sector 2	Sector 3	Speed Trap
1	4:23.641	120.573		1:21.806	1:03.910	192.9
2	4:25.894	121.447	1:59.948	1:21.944	1:04.002	194.6
3	4:25.008	121.853	2:00.015	1:21.490	1:03.503	192.4
4	4:25.594	121.584	2:00.469	1:21.396	1:03.729	188.1
5	4:25.795	121.492	2:00.581	1:21.406	1:03.808	192.4
6	4:25.561	121.599	2:00.663	1:21.498	1:03.400	189.7
7	4:23.254	122.665	1:59.242	1:20.514	1:03.498	194.6
<i>Ideal</i>	<i>4:23.156</i>	<i>122.710</i>	<i>1:59.242</i>	<i>1:20.514</i>	<i>1:03.400</i>	<i>194.6</i>

Race Classification

Position

4 3 Michael DUNLOP

Total Time **30:57.857** Avg Speed **121.398** Behind **3.839**
Best Time **4:23.593** Best Speed **122.507** On **4** Gp **a**

Lap	Lap Time	Lap Speed	Sector 1	Sector 2	Sector 3	Speed Trap
1	4:26.466	119.295		1:22.039	1:04.719	190.7
2	4:26.360	121.234	2:00.442	1:21.631	1:04.287	193.5
3	4:25.024	121.846	2:00.459	1:20.899	1:03.666	190.7
4	4:23.593	122.507	1:59.592	1:20.829	1:03.172	190.7
5	4:24.709	121.991	2:00.021	1:20.956	1:03.732	193.5
6	4:25.803	121.488	2:00.756	1:21.480	1:03.567	189.7
7	4:25.902	121.443	1:59.790	1:21.172	1:04.940	190.7
<i>Ideal</i>	<i>4:23.593</i>	<i>122.507</i>	<i>1:59.592</i>	<i>1:20.829</i>	<i>1:03.172</i>	<i>193.5</i>

5 11 Michael RUTTER

Total Time **31:01.030** Avg Speed **121.191** Behind **7.012**
Best Time **4:24.460** Best Speed **122.105** On **3** Gp **a**

Lap	Lap Time	Lap Speed	Sector 1	Sector 2	Sector 3	Speed Trap
1	4:25.690	119.643		1:22.662	1:04.819	195.2
2	4:26.040	121.380	1:59.839	1:22.489	1:03.712	190.2
3	4:24.460	122.105	1:59.499	1:21.565	1:03.396	188.6
4	4:24.748	121.973	1:59.658	1:21.445	1:03.645	191.3
5	4:25.658	121.555	2:00.226	1:22.016	1:03.416	192.4
6	4:25.704	121.534	2:00.614	1:21.714	1:03.376	188.1
7	4:28.730	120.165	2:00.651	1:22.203	1:05.876	188.1
<i>Ideal</i>	<i>4:24.320</i>	<i>122.170</i>	<i>1:59.499</i>	<i>1:21.445</i>	<i>1:03.376</i>	<i>195.2</i>

6 9 Dean HARRISON

Total Time **31:12.320** Avg Speed **120.460** Behind **18.302**
Best Time **4:25.629** Best Speed **121.568** On **4** Gp **a**

Lap	Lap Time	Lap Speed	Sector 1	Sector 2	Sector 3	Speed Trap
1	4:28.264	118.495		1:22.321	1:05.301	190.7
2	4:27.665	120.643	2:01.206	1:21.626	1:04.833	193.5
3	4:25.758	121.509	2:00.447	1:21.172	1:04.139	190.7
4	4:25.629	121.568	2:00.440	1:21.034	1:04.155	193.5
5	4:27.184	120.861	2:00.823	1:21.886	1:04.475	190.2
6	4:28.274	120.369	2:01.755	1:22.023	1:04.496	188.1
7	4:29.546	119.801	2:02.247	1:22.588	1:04.711	185.0
<i>Ideal</i>	<i>4:25.613</i>	<i>121.575</i>	<i>2:00.440</i>	<i>1:21.034</i>	<i>1:04.139</i>	<i>193.5</i>

SUPERBIKE

Race 4 - Vauxhall NW200 Superbike

Saturday, 13 May 2017

DETAILED SECTOR ANALYSIS



Race Classification

Position

7 40 Martin JESSOPP

Total Time **31:18.895** Avg Speed **120.039** Behind **24.877**

Best Time **4:27.245** Best Speed **120.833** On **3** Gp **a**

Lap	Lap Time	Lap Speed	Sector 1	Sector 2	Sector 3	Speed Trap
1	4:24.680	120.100				189.1
2	4:27.973	120.505				0.0
3	4:27.245	120.833				0.0
4	4:28.396	120.315				0.0
5	4:28.082	120.456				0.0
6	4:28.979	120.054				0.0
7	4:33.540	118.052				0.0
<i>Ideal</i>	<i>0.000</i>	<i>0.000</i>				<i>189.1</i>

Race Classification

Position

10 82 Derek SHEILS

Total Time **31:42.277** Avg Speed **118.563** Behind **48.259**

Best Time **4:30.928** Best Speed **119.190** On **7** Gp **a**

Lap	Lap Time	Lap Speed	Sector 1	Sector 2	Sector 3	Speed Trap
1	4:30.603	117.471		1:23.465	1:05.452	187.6
2	4:31.529	118.927	2:02.906	1:23.295	1:05.328	181.5
3	4:31.898	118.765	2:03.180	1:23.527	1:05.191	185.0
4	4:33.009	118.282	2:03.545	1:24.410	1:05.054	181.0
5	4:32.045	118.701	2:03.354	1:24.022	1:04.669	177.2
6	4:32.265	118.605	2:03.216	1:24.119	1:04.930	178.6
7	4:30.928	119.190	2:03.077	1:23.393	1:04.458	185.0
<i>Ideal</i>	<i>4:30.659</i>	<i>119.309</i>	<i>2:02.906</i>	<i>1:23.295</i>	<i>1:04.458</i>	<i>187.6</i>

8 60 Peter HICKMAN

Total Time **31:30.617** Avg Speed **119.294** Behind **36.599**

Best Time **4:25.717** Best Speed **121.528** On **3** Gp **a**

Lap	Lap Time	Lap Speed	Sector 1	Sector 2	Sector 3	Speed Trap
1	4:26.132	119.444		1:21.751	1:04.928	195.7
2	4:27.045	120.923	2:01.063	1:21.650	1:04.332	192.9
3	4:25.717	121.528	2:01.070	1:21.050	1:03.597	187.0
4	4:26.658	121.099	2:01.205	1:21.517	1:03.936	189.7
5	4:27.147	120.877	2:01.489	1:21.841	1:03.817	187.6
6	4:29.149	119.978	2:02.079	1:22.890	1:04.180	184.0
7	4:48.769	111.826	2:05.845	1:31.729	1:11.195	187.0
<i>Ideal</i>	<i>4:25.710</i>	<i>121.531</i>	<i>2:01.063</i>	<i>1:21.050</i>	<i>1:03.597</i>	<i>195.7</i>

11 104 Daley MATHISON

Total Time **32:26.516** Avg Speed **115.869** Behind **1:32.498**

Best Time **4:37.314** Best Speed **116.446** On **4** Gp **b**

Lap	Lap Time	Lap Speed	Sector 1	Sector 2	Sector 3	Speed Trap
1	4:35.100	115.551		1:25.344	1:06.802	175.3
2	4:39.674	115.463	2:07.279	1:25.113	1:07.282	175.8
3	4:39.732	115.439	2:06.241	1:25.267	1:08.224	178.6
4	4:37.314	116.446	2:06.330	1:24.707	1:06.277	177.7
5	4:37.929	116.188	2:06.586	1:24.887	1:06.456	177.2
6	4:39.344	115.599	2:06.929	1:24.972	1:07.443	177.7
7	4:37.423	116.400	2:05.730	1:24.995	1:06.698	176.7
<i>Ideal</i>	<i>4:36.714</i>	<i>116.698</i>	<i>2:05.730</i>	<i>1:24.707</i>	<i>1:06.277</i>	<i>178.6</i>

9 16 William DUNLOP

Total Time **31:41.324** Avg Speed **118.623** Behind **47.306**

Best Time **4:29.334** Best Speed **119.896** On **7** Gp **a**

Lap	Lap Time	Lap Speed	Sector 1	Sector 2	Sector 3	Speed Trap
1	4:31.264	117.185		1:22.231	1:06.210	195.2
2	4:30.765	119.262	2:02.105	1:22.763	1:05.897	193.5
3	4:35.054	117.402	2:03.131	1:22.993	1:08.930	190.2
4	4:33.051	118.264	2:03.668	1:23.408	1:05.975	189.1
5	4:31.332	119.013	2:03.282	1:22.930	1:05.120	187.0
6	4:30.524	119.368	2:02.855	1:22.832	1:04.837	189.1
7	4:29.334	119.896	2:02.250	1:22.187	1:04.897	186.0
<i>Ideal</i>	<i>4:29.129</i>	<i>119.987</i>	<i>2:02.105</i>	<i>1:22.187</i>	<i>1:04.837</i>	<i>195.2</i>

12 70 Johan FREDRIKS

Total Time **32:55.377** Avg Speed **114.176** Behind **2:01.359**

Best Time **4:40.854** Best Speed **114.978** On **2** Gp **b**

Lap	Lap Time	Lap Speed	Sector 1	Sector 2	Sector 3	Speed Trap
1	4:38.254	114.241		1:25.833	1:08.351	187.0
2	4:40.854	114.978	2:06.885	1:25.541	1:08.428	187.6
3	4:41.213	114.831	2:06.938	1:25.844	1:08.431	189.1
4	4:43.139	114.050	2:07.723	1:26.443	1:08.973	187.6
5	4:43.012	114.101	2:07.688	1:26.372	1:08.952	184.5
6	4:46.026	112.899	2:09.123	1:27.267	1:09.636	172.2
7	4:42.879	114.155	2:07.070	1:27.170	1:08.639	186.5
<i>Ideal</i>	<i>4:40.777</i>	<i>115.009</i>	<i>2:06.885</i>	<i>1:25.541</i>	<i>1:08.351</i>	<i>189.1</i>

SUPERBIKE

Race 4 - Vauxhall NW200 Superbike

Saturday, 13 May 2017

DETAILED SECTOR ANALYSIS



Race Classification

Position

13 **98 Jochem van den HOEK**

Total Time **33:40.416** Avg Speed **111.630** Behind **2:46.398**

Best Time **4:42.721** Best Speed **114.219** On **7** Gp **a**

Lap	Lap Time	Lap Speed	Sector 1	Sector 2	Sector 3	Speed Trap
1	4:38.954	113.954		1:25.988	1:08.529	186.5
2	4:46.220	112.822	2:07.960	1:26.627		181.0
3	5:14.742	102.598		1:28.092	1:09.343	179.1
4	4:43.167	114.039		1:25.860	1:09.128	180.0
5	4:46.806	112.592	2:09.651	1:27.447	1:09.708	177.2
6	4:47.806	112.201	2:10.936	1:27.177	1:09.693	179.1
7	4:42.721	114.219	2:08.324	1:25.794	1:08.603	186.5
<i>Ideal</i>	<i>4:42.283</i>	<i>114.396</i>	<i>2:07.960</i>	<i>1:25.794</i>	<i>1:08.529</i>	<i>186.5</i>

14 **33 Adrian CLARK**

Total Time **33:56.697** Avg Speed **110.738** Behind **3:02.679**

Best Time **4:43.926** Best Speed **113.734** On **4** Gp **b**

Lap	Lap Time	Lap Speed	Sector 1	Sector 2	Sector 3	Speed Trap
1	4:57.222	106.950		1:37.461	1:11.435	175.3
2	4:51.557	110.757	2:12.205	1:29.235	1:10.117	183.5
3	4:47.610	112.277	2:10.513	1:27.905	1:09.192	161.1
4	4:43.926	113.734	2:08.497	1:26.516	1:08.913	184.5
5	4:46.248	112.811	2:08.580	1:27.663	1:10.005	181.0
6	4:46.277	112.800	2:09.394	1:27.428	1:09.455	182.5
7	5:03.857	106.274	2:08.814	1:31.641	1:23.402	181.0
<i>Ideal</i>	<i>4:43.926</i>	<i>113.734</i>	<i>2:08.497</i>	<i>1:26.516</i>	<i>1:08.913</i>	<i>184.5</i>

15 **29 Forest DUNN**

Total Time **34:25.001** Avg Speed **109.220** Behind **3:30.983**

Best Time **4:53.152** Best Speed **110.154** On **3** Gp **b**

Lap	Lap Time	Lap Speed	Sector 1	Sector 2	Sector 3	Speed Trap
1	4:52.093	108.828		1:29.802	1:12.393	171.3
2	4:53.951	109.855	2:12.652	1:29.888	1:11.411	172.2
3	4:53.152	110.154	2:12.733	1:29.830	1:10.589	169.2
4	4:58.024	108.354	2:12.730	1:34.213	1:11.081	167.5
5	4:56.256	109.000	2:14.377	1:30.995	1:10.884	165.0
6	4:54.126	109.790	2:13.429	1:30.602	1:10.095	167.1
7	4:57.399	108.581	2:13.236	1:32.445	1:11.718	169.2
<i>Ideal</i>	<i>4:52.549</i>	<i>110.382</i>	<i>2:12.652</i>	<i>1:29.802</i>	<i>1:10.095</i>	<i>172.2</i>

Race Classification

Position

16 **79 Bruce BIRNIE**

Total Time **34:58.517** Avg Speed **107.476** Behind **4:04.499**

Best Time **4:46.101** Best Speed **112.869** On **5** Gp **b**

Lap	Lap Time	Lap Speed	Sector 1	Sector 2	Sector 3	Speed Trap
1	4:52.463	108.691		1:34.662	1:11.231	183.0
2	4:49.561	111.521	2:10.916	1:28.620	1:10.025	180.5
3	4:50.583	111.128	2:12.785	1:28.434	1:09.364	175.3
4	4:48.135	112.072	2:10.886	1:27.420	1:09.829	175.8
5	4:46.101	112.869	2:09.012	1:27.133	1:09.956	182.0
6	4:46.217	112.823	2:09.370	1:26.579	1:10.268	180.0
7	6:05.457	88.361	2:08.883	1:34.891	2:21.683	182.5
<i>Ideal</i>	<i>4:44.826</i>	<i>113.374</i>	<i>2:08.883</i>	<i>1:26.579</i>	<i>1:09.364</i>	<i>183.0</i>

17 **24 Andrew SELLARS**

Total Time **30:17.618** Avg Speed **106.319** Behind **1 Lap**

Best Time **5:02.705** Best Speed **106.678** On **2** Gp **b**

Lap	Lap Time	Lap Speed	Sector 1	Sector 2	Sector 3	Speed Trap
1	4:56.816	107.097		1:31.340	1:13.001	169.2
2	5:02.705	106.678	2:17.004	1:32.685	1:13.016	169.6
3	5:04.817	105.939	2:18.532	1:32.120	1:14.165	166.2
4	5:06.297	105.427	2:19.051	1:32.777	1:14.469	164.6
5	5:03.918	106.252	2:18.003	1:31.372	1:14.543	164.2
6	5:03.065	106.551	2:17.764	1:31.944	1:13.357	166.2
<i>Ideal</i>	<i>5:01.345</i>	<i>107.160</i>	<i>2:17.004</i>	<i>1:31.340</i>	<i>1:13.001</i>	<i>169.6</i>

Not Classified

Position

DNF **182 Xavier DENIS**

Total Time **28:47.843** Avg Speed **111.843** Behind

Best Time **4:47.610** Best Speed **112.277** On **3** Gp **b**

Lap	Lap Time	Lap Speed	Sector 1	Sector 2	Sector 3	Speed Trap
1	4:44.814	111.610		1:27.183	1:09.932	189.7
2	4:48.599	111.892	2:11.455	1:27.635	1:09.509	183.5
3	4:47.610	112.277	2:11.011	1:27.111	1:09.488	183.5
4	4:47.707	112.239	2:10.222	1:27.975	1:09.510	182.5
5	4:49.823	111.420	2:12.023	1:27.758	1:10.042	178.6
6	4:49.290	111.625	2:10.758	1:28.004	1:10.528	183.0
<i>Ideal</i>	<i>4:46.821</i>	<i>112.586</i>	<i>2:10.222</i>	<i>1:27.111</i>	<i>1:09.488</i>	<i>189.7</i>

VAUXHALL International NORTH WEST 200

SUPERBIKE

Race 4 - Vauxhall NW200 Superbike

Saturday, 13 May 2017

DETAILED SECTOR ANALYSIS



Not Classified

Position

DNF 22 Horst SAIGER

Total Time **18:15.142** Avg Speed **117.486** Behind

Best Time **4:32.553** Best Speed **118.480** On **4** Gp **a**

Lap	Lap Time	Lap Speed	Sector 1	Sector 2	Sector 3	Speed Trap
1	4:34.370	115.858		1:25.303	1:05.956	186.5
2	4:34.477	117.649	2:05.140	1:23.631	1:05.706	183.5
3	4:33.742	117.965	2:03.653	1:24.325	1:05.764	183.5
4	4:32.553	118.480	2:03.707	1:23.824	1:05.022	184.5
<i>Ideal</i>	<i>4:32.306</i>	<i>118.587</i>	<i>2:03.653</i>	<i>1:23.631</i>	<i>1:05.022</i>	<i>186.5</i>

DNF 5 Bruce ANSTEY

Total Time **9:20.045** Avg Speed **114.419** Behind

Best Time **4:46.476** Best Speed **112.721** On **2** Gp **a**

Lap	Lap Time	Lap Speed	Sector 1	Sector 2	Sector 3	Speed Trap
1	4:33.569	116.197		1:24.707	1:07.523	196.9
2	4:46.476	112.721	2:07.241	1:25.146		179.5
<i>Ideal</i>	<i>4:39.471</i>	<i>115.547</i>	<i>2:07.241</i>	<i>1:24.707</i>	<i>1:07.523</i>	<i>196.9</i>

DNF 37 James HILLIER

Total Time **9:30.387** Avg Speed **112.345** Behind

Best Time **5:01.631** Best Speed **107.058** On **2** Gp **a**

Lap	Lap Time	Lap Speed	Sector 1	Sector 2	Sector 3	Speed Trap
1	4:28.756	118.278		1:22.627	1:05.107	195.2
2	5:01.631	107.058	2:20.552	1:28.374		195.7
<i>Ideal</i>	<i>4:48.286</i>	<i>112.014</i>	<i>2:20.552</i>	<i>1:22.627</i>	<i>1:05.107</i>	<i>195.7</i>

VAUXHALL International NORTH WEST 200



SUPERBIKE

Race 4 - Vauxhall NW200 Superbike

LAP CHART

1					3					5				
No	Name	Gp	Time of Day	Lap Time	No	Name	Gp	Time of Day	Lap Time	No	Name	Gp	Time of Day	Lap Time
2	Glenn IRWIN	a	17:54:33.690	4:22.784	2	Glenn IRWIN	a	18:03:24.537	4:24.573	2	Glenn IRWIN	a	18:12:15.948	4:25.330
4	Ian HUTCHINSON	a	17:54:34.547	4:23.641	34	Alastair SEELEY	a	18:03:24.903	4:22.851	34	Alastair SEELEY	a	18:12:16.315	4:24.936
40	Martin JESSOPP	a	17:54:35.586	4:24.680	4	Ian HUTCHINSON	a	18:03:25.449	4:25.008	4	Ian HUTCHINSON	a	18:12:16.838	4:25.795
34	Alastair SEELEY	a	17:54:36.222	4:25.316	11	Michael RUTTER	a	18:03:27.096	4:24.460	3	Michael DUNLOP	a	18:12:17.058	4:24.709
11	Michael RUTTER	a	17:54:36.596	4:25.690	3	Michael DUNLOP	a	18:03:28.756	4:25.024	11	Michael RUTTER	a	18:12:17.502	4:25.658
60	Peter HICKMAN	a	17:54:37.038	4:26.132	60	Peter HICKMAN	a	18:03:29.800	4:25.717	60	Peter HICKMAN	a	18:12:23.605	4:27.147
3	Michael DUNLOP	a	17:54:37.372	4:26.466	40	Martin JESSOPP	a	18:03:30.804	4:27.245	9	Dean HARRISON	a	18:12:25.406	4:27.184
9	Dean HARRISON	a	17:54:39.170	4:28.264	9	Dean HARRISON	a	18:03:32.593	4:25.758	40	Martin JESSOPP	a	18:12:27.282	4:28.082
37	James HILLIER	a	17:54:39.662	4:28.756	82	Derek SHEILS	a	18:03:44.936	4:31.898	82	Derek SHEILS	a	18:12:49.990	4:32.045
82	Derek SHEILS	a	17:54:41.509	4:30.603	16	William DUNLOP	a	18:03:47.989	4:35.054	16	William DUNLOP	a	18:12:52.372	4:31.332
16	William DUNLOP	a	17:54:42.170	4:31.264	22	Horst SAIGER	a	18:03:53.495	4:33.742	104	Daley MATHISON	b	18:13:20.655	4:37.929
5	Bruce ANSTEY	a	17:54:44.475	4:33.569	104	Daley MATHISON	b	18:04:05.412	4:39.732	70	Johan FREDRIKS	b	18:13:37.378	4:43.012
22	Horst SAIGER	a	17:54:45.276	4:34.370	70	Johan FREDRIKS	b	18:04:11.227	4:41.213	182	Xavier DENIS	b	18:14:09.459	4:49.823
104	Daley MATHISON	b	17:54:46.006	4:35.100	182	Xavier DENIS	b	18:04:31.929	4:47.610	33	Adrian CLARK	b	18:14:17.469	4:46.248
70	Johan FREDRIKS	b	17:54:49.160	4:38.254	79	Bruce BIRNIE	b	18:04:43.513	4:50.583	79	Bruce BIRNIE	b	18:14:17.749	4:46.101
98	Jochem van den HOEK	a	17:54:49.860	4:38.954	33	Adrian CLARK	b	18:04:47.295	4:47.610	98	Jochem van den HOEK	a	18:14:20.795	4:46.806
182	Xavier DENIS	b	17:54:55.720	4:44.814	29	Forest DUNN	b	18:04:50.102	4:53.152	29	Forest DUNN	b	18:14:44.382	4:56.256
29	Forest DUNN	b	17:55:02.999	4:52.093	98	Jochem van den HOEK	a	18:04:50.822	5:14.742	24	Andrew SELLARS	b	18:15:25.459	5:03.918
79	Bruce BIRNIE	b	17:55:03.369	4:52.463	24	Andrew SELLARS	b	18:05:15.244	5:04.817					
24	Andrew SELLARS	b	17:55:07.722	4:56.816										
33	Adrian CLARK	b	17:55:08.128	4:57.222										

2					4					6				
No	Name	Gp	Time of Day	Lap Time	No	Name	Gp	Time of Day	Lap Time	No	Name	Gp	Time of Day	Lap Time
2	Glenn IRWIN	a	17:58:59.964	4:26.274	2	Glenn IRWIN	a	18:07:50.618	4:26.081	2	Glenn IRWIN	a	18:16:41.014	4:25.066
4	Ian HUTCHINSON	a	17:59:00.441	4:25.894	4	Ian HUTCHINSON	a	18:07:51.043	4:25.594	34	Alastair SEELEY	a	18:16:41.168	4:24.853
34	Alastair SEELEY	a	17:59:02.052	4:25.830	34	Alastair SEELEY	a	18:07:51.379	4:26.476	4	Ian HUTCHINSON	a	18:16:42.399	4:25.561
11	Michael RUTTER	a	17:59:02.636	4:26.040	11	Michael RUTTER	a	18:07:51.844	4:24.748	3	Michael DUNLOP	a	18:16:42.861	4:25.803
40	Martin JESSOPP	a	17:59:03.559	4:27.973	3	Michael DUNLOP	a	18:07:52.349	4:23.593	11	Michael RUTTER	a	18:16:43.206	4:25.704
3	Michael DUNLOP	a	17:59:03.732	4:26.360	60	Peter HICKMAN	a	18:07:56.458	4:26.658	60	Peter HICKMAN	a	18:16:52.754	4:29.149
60	Peter HICKMAN	a	17:59:04.083	4:27.045	9	Dean HARRISON	a	18:07:58.222	4:25.629	9	Dean HARRISON	a	18:16:53.680	4:28.274
9	Dean HARRISON	a	17:59:06.835	4:27.665	40	Martin JESSOPP	a	18:07:59.200	4:28.396	40	Martin JESSOPP	a	18:16:56.261	4:28.979
16	William DUNLOP	a	17:59:12.935	4:30.765	82	Derek SHEILS	a	18:08:17.945	4:33.009	82	Derek SHEILS	a	18:17:22.255	4:32.265
82	Derek SHEILS	a	17:59:13.038	4:31.529	16	William DUNLOP	a	18:08:21.040	4:33.051	16	William DUNLOP	a	18:17:22.896	4:30.524
22	Horst SAIGER	a	17:59:19.753	4:34.477	22	Horst SAIGER	a	18:08:26.048	4:32.553	104	Daley MATHISON	b	18:17:59.999	4:39.344
104	Daley MATHISON	b	17:59:25.680	4:39.674	104	Daley MATHISON	b	18:08:42.726	4:37.314	70	Johan FREDRIKS	b	18:18:23.404	4:46.026
70	Johan FREDRIKS	b	17:59:30.014	4:40.854	70	Johan FREDRIKS	b	18:08:54.366	4:43.139	182	Xavier DENIS	b	18:18:58.749	4:49.290
5	Bruce ANSTEY	a	17:59:30.951	4:46.476	182	Xavier DENIS	b	18:09:19.636	4:47.707	33	Adrian CLARK	b	18:19:03.746	4:46.277
98	Jochem van den HOEK	a	17:59:36.080	4:46.220	33	Adrian CLARK	b	18:09:31.221	4:43.926	79	Bruce BIRNIE	b	18:19:03.966	4:46.217
37	James HILLIER	a	17:59:41.293	5:01.631	79	Bruce BIRNIE	b	18:09:31.648	4:48.135	98	Jochem van den HOEK	a	18:19:08.601	4:47.806
182	Xavier DENIS	b	17:59:44.319	4:48.599	98	Jochem van den HOEK	a	18:09:33.989	4:43.167	29	Forest DUNN	b	18:19:38.508	4:54.126
79	Bruce BIRNIE	b	17:59:52.930	4:49.561	29	Forest DUNN	b	18:09:48.126	4:58.024	24	Andrew SELLARS	b	18:20:28.524	5:03.065
29	Forest DUNN	b	17:59:56.950	4:53.951	24	Andrew SELLARS	b	18:10:21.541	5:06.297					
33	Adrian CLARK	b	17:59:59.685	4:51.557										
24	Andrew SELLARS	b	18:00:10.427	5:02.705										



7

No	Name	Gp	Time of Day	Lap Time
2	Glenn IRWIN	a	18:21:04.924	4:23.910
34	Alastair SEELEY	a	18:21:05.096	4:23.928
4	Ian HUTCHINSON	a	18:21:05.653	4:23.254
3	Michael DUNLOP	a	18:21:08.763	4:25.902
11	Michael RUTTER	a	18:21:11.936	4:28.730
9	Dean HARRISON	a	18:21:23.226	4:29.546
40	Martin JESSOPP	a	18:21:29.801	4:33.540
60	Peter HICKMAN	a	18:21:41.523	4:48.769
16	William DUNLOP	a	18:21:52.230	4:29.334
82	Derek SHEILS	a	18:21:53.183	4:30.928
104	Daley MATHISON	b	18:22:37.422	4:37.423
70	Johan FREDRIKS	b	18:23:06.283	4:42.879
98	Jochem van den HOEK	a	18:23:51.322	4:42.721
33	Adrian CLARK	b	18:24:07.603	5:03.857
29	Forest DUNN	b	18:24:35.907	4:57.399
79	Bruce BIRNIE	b	18:25:09.423	6:05.457

VAUXHALL International NORTH WEST 200

SUPERBIKE

Race 4 - Vauxhall NW200 Superbike

SECTOR ANALYSIS

Perfect Lap (sum of best sectors) = 4:21.329



SECTOR 1 FINISH - BALLYALLY			SECTOR 2 BALLYALLY - METROPOLE		SECTOR 3 METROPOLE - FINISH		IDEAL / BEST COMPARISON								
Pos	No	Name	Time	No	Name	Time	Pos	No	Name	Ideal Time	Best Tim	Diff			
1	34	Alastair SEELEY	1:58.817	34	Alastair SEELEY	1:19.340	3	Michael DUNLOP	1:03.172	1	34	Alastair SEELEY	4:21.456	4:22.851	1.395
2	4	Ian HUTCHINSON	1:59.242	2	Glenn IRWIN	1:20.370	34	Alastair SEELEY	1:03.299	2	4	Ian HUTCHINSON	4:23.156	4:23.254	0.098
3	11	Michael RUTTER	1:59.499	4	Ian HUTCHINSON	1:20.514	11	Michael RUTTER	1:03.376	3	3	Michael DUNLOP	4:23.593	4:23.593	0.000
4	3	Michael DUNLOP	1:59.592	3	Michael DUNLOP	1:20.829	4	Ian HUTCHINSON	1:03.400	4	2	Glenn IRWIN	4:23.802	4:23.910	0.108
5	2	Glenn IRWIN	1:59.902	9	Dean HARRISON	1:21.034	2	Glenn IRWIN	1:03.530	5	11	Michael RUTTER	4:24.320	4:24.460	0.140
6	9	Dean HARRISON	2:00.440	60	Peter HICKMAN	1:21.050	60	Peter HICKMAN	1:03.597	6	9	Dean HARRISON	4:25.613	4:25.629	0.016
7	60	Peter HICKMAN	2:01.063	11	Michael RUTTER	1:21.445	9	Dean HARRISON	1:04.139	7	60	Peter HICKMAN	4:25.710	4:25.717	0.007
8	16	William DUNLOP	2:02.105	16	William DUNLOP	1:22.187	82	Derek SHEILS	1:04.458	8	40	Martin JESSOPP		4:27.245	
9	82	Derek SHEILS	2:02.906	37	James HILLIER	1:22.627	16	William DUNLOP	1:04.837	9	16	William DUNLOP	4:29.129	4:29.334	0.205
10	22	Horst SAIGER	2:03.653	82	Derek SHEILS	1:23.295	22	Horst SAIGER	1:05.022	10	82	Derek SHEILS	4:30.659	4:30.928	0.269
11	104	Daley MATHISON	2:05.730	22	Horst SAIGER	1:23.631	37	James HILLIER	1:05.107	11	22	Horst SAIGER	4:32.306	4:32.553	0.247
12	70	Johan FREDRIKS	2:06.885	104	Daley MATHISON	1:24.707	104	Daley MATHISON	1:06.277	12	104	Daley MATHISON	4:36.714	4:37.314	0.600
13	5	Bruce ANSTEY	2:07.241	5	Bruce ANSTEY	1:24.707	5	Bruce ANSTEY	1:07.523	13	70	Johan FREDRIKS	4:40.777	4:40.854	0.077
14	98	Jochem van den HOEK	2:07.960	70	Johan FREDRIKS	1:25.541	70	Johan FREDRIKS	1:08.351	14	98	Jochem van den HOEK	4:42.283	4:42.721	0.438
15	33	Adrian CLARK	2:08.497	98	Jochem van den HOEK	1:25.794	98	Jochem van den HOEK	1:08.529	15	33	Adrian CLARK	4:43.926	4:43.926	0.000
16	79	Bruce BIRNIE	2:08.883	33	Adrian CLARK	1:26.516	33	Adrian CLARK	1:08.913	16	79	Bruce BIRNIE	4:44.826	4:46.101	1.275
17	182	Xavier DENIS	2:10.222	79	Bruce BIRNIE	1:26.579	79	Bruce BIRNIE	1:09.364	17	5	Bruce ANSTEY	4:39.471	4:46.476	7.005
18	29	Forest DUNN	2:12.652	182	Xavier DENIS	1:27.111	182	Xavier DENIS	1:09.488	18	182	Xavier DENIS	4:46.821	4:47.610	0.789
19	24	Andrew SELLARS	2:17.004	29	Forest DUNN	1:29.802	29	Forest DUNN	1:10.095	19	29	Forest DUNN	4:52.549	4:53.152	0.603
20	37	James HILLIER	2:20.552	24	Andrew SELLARS	1:31.340	24	Andrew SELLARS	1:13.001	20	37	James HILLIER	4:48.286	5:01.631	13.345
										21	24	Andrew SELLARS	5:01.345	5:02.705	1.360

VAUXHALL International NORTH WEST 200

SUPERBIKE

Race 4 - Vauxhall NW200 Superbike

Saturday, 13 May 2017



SPEED TRAP ON APPROACH TO UNIVERSITY

Class	No/Nam	Fastest	Lap 1	Lap 2	Lap 3	Lap 4	Lap 5	Lap 6	Lap 7	Lap 8	Lap 9	Lap 10	Lap 11	Lap 12
SBK	34 Alastair SEELEY	198.0	184.0	184.5	<u>198.0</u>	187.6	196.9	189.7	190.7					
SBK	5 Bruce ANSTEY	196.9	<u>196.9</u>	179.5										
SBK	60 Peter HICKMAN	195.7	<u>195.7</u>	192.9	187.0	189.7	187.6	184.0	187.0					
SBK	37 James HILLIER	195.7	195.2	<u>195.7</u>										
SBK	11 Michael RUTTER	195.2	<u>195.2</u>	190.2	188.6	191.3	192.4	188.1	188.1					
SBK	16 William DUNLOP	195.2	<u>195.2</u>	193.5	190.2	189.1	187.0	189.1	186.0					
SBK	4 Ian HUTCHINSON	194.6	192.9	<u>194.6</u>	192.4	188.1	192.4	189.7	<u>194.6</u>					
SBK	3 Michael DUNLOP	193.5	190.7	<u>193.5</u>	190.7	190.7	<u>193.5</u>	189.7	190.7					
SBK	9 Dean HARRISON	193.5	190.7	<u>193.5</u>	190.7	<u>193.5</u>	190.2	188.1	185.0					
SBK	2 Glenn IRWIN	192.9	191.8	<u>192.9</u>	191.8	190.7	<u>192.9</u>	190.2	191.3					
SBK	182 Xavier DENIS	189.7	<u>189.7</u>	183.5	183.5	182.5	178.6	183.0						
SBK	70 Johan FREDRIKS	189.1	187.0	187.6	<u>189.1</u>	187.6	184.5	172.2	186.5					
SBK	40 Martin JESSOPP	189.1	<u>189.1</u>											
SBK	82 Derek SHEILS	187.6	<u>187.6</u>	181.5	185.0	181.0	177.2	178.6	185.0					
SBK	98 Jochem van den HOEK	186.5	<u>186.5</u>	181.0	179.1	180.0	177.2	179.1	<u>186.5</u>					
SBK	22 Horst SAIGER	186.5	<u>186.5</u>	183.5	183.5	184.5								
SBK	33 Adrian CLARK	184.5	175.3	183.5	161.1	<u>184.5</u>	181.0	182.5	181.0					
SBK	79 Bruce BIRNIE	183.0	<u>183.0</u>	180.5	175.3	175.8	182.0	180.0	182.5					
SBK	104 Daley MATHISON	178.6	175.3	175.8	<u>178.6</u>	177.7	177.2	177.7	176.7					
SBK	29 Forest DUNN	172.2	171.3	<u>172.2</u>	169.2	167.5	165.0	167.1	169.2					
SBK	24 Andrew SELLARS	169.6	169.2	<u>169.6</u>	166.2	164.6	164.2	166.2						