



**VAUXHALL**  
International 2018  
**North West 200®**

**Tuesday 15<sup>th</sup> – Saturday 19<sup>th</sup> May 2018**

promoted by  
**Coleraine & District Motor Club**  
[www.northwest200.org](http://www.northwest200.org)



**SUPERBIKE**



**Causeway  
Coast & Glens  
Borough Council**



tourism  
northernireland



Northern Ireland  
Executive



Department for

Communities



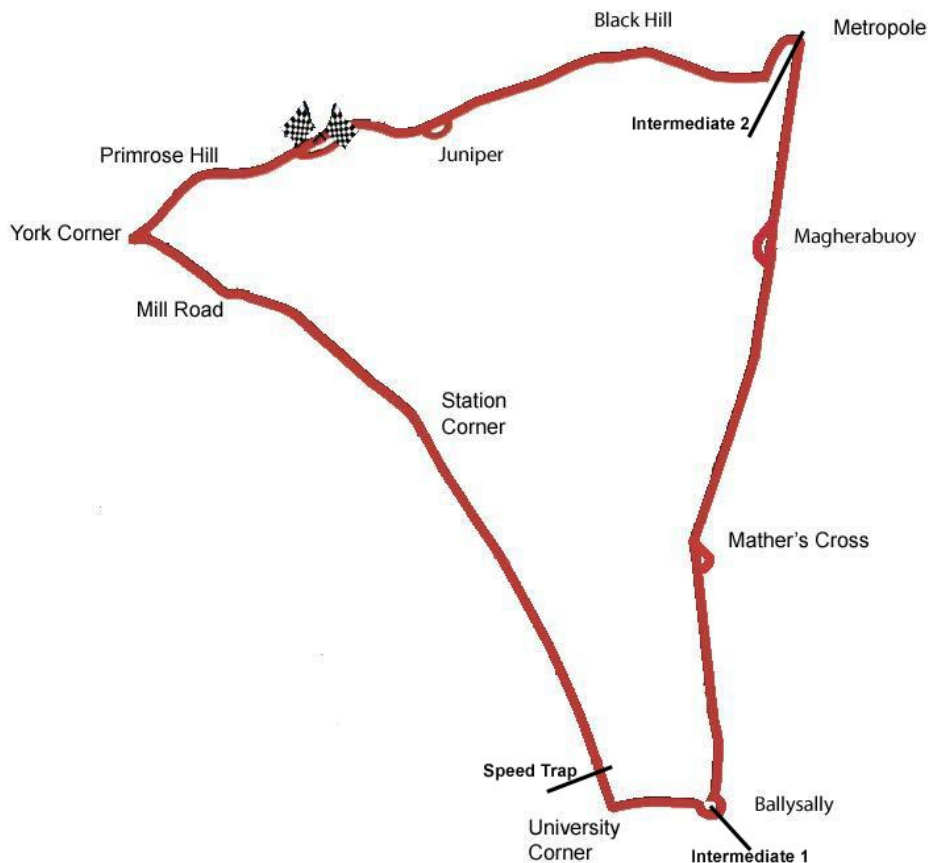
Department for

Infrastructure



Department for the  
Economy

# The Triangle Circuit 8.970 miles



## MOST WINS at NORTH WEST 200

Alastair Seeley	21	2008 - 17	(Supersport – 10, Superstock – 7, Superbike – 4)
Robert Dunlop	15	1986 - 06	(125 – 5, 250 – 4, 350 – 1, Superbike – 5)
Michael Rutter	14	1997 - 17	(Supertwin – 1, Supersport – 2, Prod'n/S'tock – 2, Superbike – 9)
Joey Dunlop	13	1979 - 88	(250 – 1, 500 – 1, Production 750 – 2, Superbike – 9)
Phillip McCallen	11	1991 - 97	(250 – 2, 400 – 1, Supersport – 4, Superbike – 4)
Bruce Anstey	10	2002 - 14	(Supersport – 5, Production/Superstock – 4, Superbike – 1)
Tony Rutter	9	1973 - 82	(250 – 2, 350 – 5, 500 – 1, Superbike – 1)
Ian Lougher	8	1991 - 05	(125 – 5, 250 – 1, Supersport – 1, Superstock – 1)
Steve Plater	8	2006 - 09	(Supersport – 3, Superbike – 5)
Steven Cull	6	1980 - 88	(250 – 3, 350 – 1, Superbike – 2)
John McGuinness	6	2000 - 12	(250 – 1, 400 – 1, Supersport – 1, Superbike – 3)
Arthur Wheeler	5	1951 - 62	(250 – 5)
Tommy Robb	5	1959 - 65	(125 – 1, 250 – 4)
John Williams	5	1974 - 77	(350 – 1, 500 – 2, Superbike – 2)
Mick Grant	5	1975 - 82	(500 – 2, Superbike – 3)
Woolsey Coulter	5	1989 - 98	(250 – 5)
Ian Simpson	5	1995 - 98	(Supersport – 1, Production – 1, Superbike – 3)
Ryan Farquhar	5	2003 - 15	(Supertwin – 2, Supersport – 3)
Michael Dunlop	5	2008 - 16	(250 – 1, Supersport – 1, Superstock – 1, Superbike – 2)
Ernie Nott	4	1929 - 32	(500 – 4)
Jimmie Guthrie	4	1934 - 37	(500 – 4)
Bob McIntyre	4	1953 - 61	(350 – 2, 500 – 2)
Eddie Laycock	4	1986 - 90	(250 – 4)
David Jefferies	4	1999 - 02	(Supersport – 1, Superbike – 4)
William Dunlop	4	2009 - 14	(125 – 1, 250 – 1, Supersport – 1, Superbike – 1)

# The Triangle Circuit 8.970 miles

## LAP & RACE RECORDS & BEST SECTORS ANALYSIS (RACE & QUALIFYING)

<b>SUPERTWIN</b>	<b>Name</b>	<b>Machine</b>	<b>Laps</b>	<b>m</b>	<b>s</b>	<b>mph</b>	<b>Session &amp; Year</b>
Lap Record	Martin Jessopp	Kawasaki	4	52.438		110.423	Supertwin-1 2017
Best Qualifying Lap	Martin Jessopp	Kawasaki	4	55.644		109.226	Thu Qualifying 2017
Best Sector 1	Martin Jessopp	Kawasaki	2	11.717		111.143	Supertwin-2 2016
Best Sector 2	Martin Jessopp	Kawasaki	1	32.166		120.383	Supertwin-1 2017
Best Sector 3	Michael Rutter	Kawasaki	1	07.063		97.780	Supertwin-1 2017
Ideal Lap (sum of best sectors)			4	50.946		110.990	
Difference (Best Lap – Ideal Lap)					1.492		
Race Record	Martin Jessopp	Kawasaki	4	19	33.052	109.683	Supertwin-1 2017

<b>SUPERSPORT</b>	<b>Name</b>	<b>Machine</b>	<b>Laps</b>	<b>m</b>	<b>s</b>	<b>mph</b>	<b>Session &amp; Year</b>
Lap Record	Alastair Seeley	Kawasaki	4	34.045		117.835	Supersport-1 2016
Best Qualifying Lap	Alastair Seeley	Yamaha	4	35.624		117.160	Thu Qualifying 2014
Best Sector 1	Alastair Seeley	Kawasaki	2	02.490		119.515	Supersport-1 2016
Best Sector 2	Ian Hutchinson	Yamaha	1	26.451		128.341	Supersport-1 2017
Best Sector 3	Michael Dunlop	Yamaha	1	03.902		102.616	Supersport-1 2015
Ideal Lap (sum of best sectors)			4	32.843		118.354	
Difference (Best Lap – Ideal Lap)					1.202		
Race Record	Alastair Seeley	Kawasaki	6	27	39.302	116.463	Supersport-2 2016

<b>SUPERSTOCK</b>	<b>Name</b>	<b>Machine</b>	<b>Laps</b>	<b>m</b>	<b>s</b>	<b>mph</b>	<b>Session &amp; Year</b>
Lap Record	Alastair Seeley	BMW	4	22.755		122.898	Superstock-1 2017
Best Qualifying Lap	Alastair Seeley	BMW	4	22.104		123.203	Thu Qualifying 2017
Best Sector 1	Ian Hutchinson	BMW	1	57.454		124.639	Superstock-1 2016
Best Sector 2	Alastair Seeley	BMW	1	21.910		135.456	Superstock-1 2016
Best Sector 3	Alastair Seeley	BMW	1	02.561		104.816	Superstock-1 2017
Ideal Lap (sum of best sectors)			4	21.198		123.630	
Difference (Best Lap – Ideal Lap)					1.557		
Race Record	Alastair Seeley	BMW	6	26	22.328	122.129	Superstock-1 2017

(Best Sector 3 Bettered in Qualifying  
Alastair Seeley BMW 1 02.500 104.918 Thu Qualifying 2017)

<b>SUPERBIKE</b>	<b>Name</b>	<b>Machine</b>	<b>Laps</b>	<b>m</b>	<b>s</b>	<b>mph</b>	<b>Session &amp; Year</b>
Lap Record	Michael Dunlop	BMW	4	22.095		123.207	Superbike-1 2016
Best Qualifying Lap	Michael Rutter	BMW	4	23.943		122.345	Thu Qualifying 2017
Best Sector 1	Michael Dunlop	BMW	1	57.118		124.997	Superbike-1 2016
Best Sector 2	Alastair Seeley	BMW	1	19.340		139.844	Superbike-2 2017
Best Sector 3	Michael Dunlop	BMW	1	02.296		105.262	Superbike-1 2016
Ideal Lap (sum of best sectors)			4	18.754		124.798	
Difference (Best Lap – Ideal Lap)					3.341		
Race Record	Michael Dunlop	BMW	4	17	37.556	121.662	Superbike-1 2016

<b>Sector</b>	<b>Description</b>	<b>Distance</b>
Sector 1	Finish to Ballysally Roundabout	4.0665 miles
Sector 2	Ballysally Roundabout to Metropole	3.0820 miles
Sector 3	Metropole to Finish	1.8215 miles

## FASTEST SPEED TRAP SPEEDS

<b>Class</b>	<b>Name</b>	<b>Machine</b>	<b>mph</b>	<b>Session &amp; Year</b>
Superbike	Bruce Anstey	Honda	209.8	2016 Superbike-1
Superbike	Martin Jessopp	Ducati	208	2012 Tue Qualifying
Superbike	Ian Hutchinson	BMW	207.2	2016 Superbike-1
Superbike	Michael Rutter	BMW	205.9	2016 Superbike-1
Superstock	Michael Dunlop	BMW	205.9	2016 Superstock-1
Superbike	Conor Cummins	Honda	204.7	2016 Tue Qualifying
Supersport	William Dunlop	Yamaha	184.5	2016 Supersport-1
Supersport	Ian Hutchinson	Yamaha	184.5	2016 Supersport-2
Supertwin	James Hillier	Kawasaki	163.8	2016 Supertwin-1

**VAUXHALL International NORTH WEST 200  
SUPERBIKE  
First Qualifying  
Tuesday, 15 May 2018**




**Qualifying Time** 5:32.779 **Qualifying Speed** 97.037

Pos	Class	No	Name	Machine / Sponsor	Best Lap			Total Laps	Qualifying Laps
					Time	Behind	Speed		
<b>Qualifying Classification</b>									
1	SBK	3	Michael DUNLOP	BMW - Tyco BMW Motorrad	4:39.398	2.690	115.577	2	3
2	SBK	52	James COWTON	Kawasaki - McAdoo Kawasaki Racing	4:44.106	7.398	113.662	3	4
3	SBK	2	Glenn IRWIN	Ducati - Be Wiser Ducati Racing Team	4:44.632	7.924	113.452	3	4
4	SBK	37	James HILLIER	Kawasaki - Quattro Plant / JG Speedfit	4:45.954	9.246	112.927	3	4
5	SBK	10	Conor CUMMINS	Honda - Padgett's Motorcycles	4:46.374	9.666	112.762	2	3
6	SBK	6	William DUNLOP	Yamaha - Temple Golf Club	4:47.741	11.033	112.226	3	4
7	SBK	86	Derek McGEE	Kawasaki - NJ Doyne / McGee Racing	4:48.289	11.581	112.013	3	4
8	SBK	40	Martin JESSOPP	BMW - Riders Motorcycles BMW	4:49.264	12.556	111.635	3	4
9	SBK	14	Dan KNEEN	BMW - Tyco BMW Motorrad	4:50.301	13.593	111.236	3	4
10	SBK	1	David JOHNSON	BMW - Gulf BMW	4:50.997	14.289	110.970	3	4
11	SBK	9	Ian HUTCHINSON	Honda - Honda Racing	4:52.303	15.595	110.474	3	4
12	SBK	44	Johan FREDRIKS	Kawasaki - PRA by Tovami	4:55.604	18.896	109.241	3	3
13	SBK	74	Davey TODD	Suzuki - Cookstown BE Racing	4:58.248	21.540	108.272	3	3
14	SBK	4	Michael RUTTER	BMW - Bathams Racing	4:58.604	21.896	108.143	3	4
15	SBK	33	Adrian CLARK	Kawasaki	5:02.492	25.784	106.753	3	4
16	SBK	97	Seamus ELLIOTT	Kawasaki - SBE Racing	5:03.185	26.477	106.509	3	4
17	SBK	88	Forest DUNN	Kawasaki - Forest Dunn Racing	5:03.445	26.737	106.418	3	3
18	SBK	45	Nadieh SCHOOTS	Kawasaki - Nadieh Schoots Racing	5:05.078	28.370	105.848	3	4
19	SBK	80	Darren COOPER	BMW - NW Racing	5:06.957	30.249	105.200	3	4
20	SBK	49	Raul TORRAS	Yamaha - Martimotos Racing	5:08.719	32.011	104.600	3	4
21	SBK	42	Joey den BESTEN	Kawasaki - Performance Racing Achterhoek	5:10.816	34.108	103.894	3	4
22	SBK	17	Mark GOODINGS	Kawasaki - PMH / Pennine Stone	5:13.285	36.577	103.075	2	4
23	SBK	26	Mike NORBURY	BMW - Ecta Training	5:13.809	37.101	102.903	3	4
24	SBK	32	Toni RECHBERGER	Suzuki - MSC Rottenegg	5:17.959	41.251	101.560	2	3

**Non Qualifiers**

SBK	13	Lee JOHNSTON	Honda - Honda Racing	4:36.708		116.701	3	4	1
SBK	11	Dominic HERBERTSON	BMW - BHR	5:18.748	42.040	101.309	2	2	1
SBK	55	Donald MacFADYEN	BMW	5:19.360	42.652	101.115	3	4	1
SBK	24	Andy SELLARS	BMW - ASM Road Racing	5:23.564	46.856	99.801	2	3	1
SBK	43	Stephen DEGNAN	Kawasaki - PMH Promotions	5:34.893	58.185	96.425	3	4	0
SBK	119	Jean Pierre POLET	BMW - JPM Team	5:45.109	1:08.401	93.570	2	4	0
SBK	8	Dean HARRISON	Kawasaki - Silicone Engineering Racing	6:19.639	1:42.931	85.060	1	3	0
SBK	7	Gary JOHNSON	Kawasaki - RAF Regular & Reserves	6:28.221	1:51.513	83.179	1	2	0
SBK	56	Adam McLEAN	Kawasaki - McAdoo Kawasaki Racing	6:30.588	1:53.880	82.675	1	3	0
SBK	34	Alastair SEELEY	BMW - Tyco BMW Motorrad	6:41.347	2:04.639	80.459	1	3	1
SBK	60	Peter HICKMAN	BMW - Smith's Racing BMW	6:42.807	2:06.099	80.167	1	2	0
SBK	20	Daniel COOPER	BMW - IMP Cross Engineering	6:44.073	2:07.365	79.916	1	3	1
SBK	66	Chris GREEN	Suzuki - Hollins Strategic Land/Go Green	6:46.197	2:09.489	79.498	1	3	0
SBK	18	Marty LENNON	Yamaha - ML Designs	6:51.148	2:14.440	78.541	1	3	1
SBK	54	Sam JOHNSON	Kawasaki - JK Construction/Colin Dunlop	7:05.565	2:28.857	75.880	1	2	0
SBK	182	Xavier DENIS	Honda - Optimark Road Racing	7:31.975	2:55.267	71.446	2	3	1
SBK	65	Michael SWEENEY	BW - MJR Racing	7:39.541	3:02.833	70.270	1	1	0
SBK	79	Bruce BIRNIE	BMW - Carnegie Fuels	7:43.326	3:06.618	69.696	2	3	0
SBK	29	Craig NEVE	BMW - Jackson Racing Academy	7:54.625	3:17.917	68.037	1	3	0
SBK	38	Paul WILLIAMS	BMW - Paul Potchy Williams	8:34.220	3:57.512	62.798	1	1	0
SBK	19	Kris DUNCAN	Kawasaki - Turriff Caravan/Cameron Autotech	10:04.480	5:27.772	53.421	1	1	0
SBK	62	Sam WEST	BMW - PRL Worthington	10:30.526	5:53.818	51.214	1	2	0

Provisional result to be confirmed by the Stewards of the Meeting subject to completion of technical inspections & the time limit for protests Page 1 / 1

Circuit	<b>The Triangle</b>	Signed	Organising Club	<b>Coleraine &amp; District MC</b>
Length(miles)	<b>8.9700 Lap 1 (8.8300)</b>		Qualifying Started	<b>11:53</b>
Weather	<b>Cloudy</b>	Chief Timekeeper		
Track	<b>Largely Dry, 20°C</b>	Issued At: 12:45		





### SUPERBIKE

First Qualifying

Tuesday, 15 May 2018

### DETAILED SECTOR ANALYSIS

#### Qualifying Classification

Position

<b>1</b>	<b>3 Michael DUNLOP</b>	SBK	Behind	<b>2.690</b>		
Best Time	<b>4:39.398</b>	Best Speed	<b>115.577</b>	On <b>2</b> Gp		
Lap	Lap Time	Lap Speed	Sector 1	Sector 2	Sector 3	Speed Trap
1	9:49.927	53.885		1:34.021	1:39.997	185.5
2	<b>4:39.398</b>	<b>115.577</b>	<b>2:04.870</b>	<b>1:25.944</b>	<b>1:08.584</b>	<b>187.0</b>
3	4:56.642	108.858	2:07.457	1:32.053		186.5
Ideal	<b>4:39.398</b>	<b>115.577</b>	<b>2:04.870</b>	<b>1:25.944</b>	<b>1:08.584</b>	<b>187.0</b>

<b>2</b>	<b>52 James COWTON</b>	SBK	Behind	<b>7.398</b>		
Best Time	<b>4:44.106</b>	Best Speed	<b>113.662</b>	On <b>3</b> Gp		
Lap	Lap Time	Lap Speed	Sector 1	Sector 2	Sector 3	Speed Trap
1	7:34.253	69.979		1:35.254	1:19.416	174.9
2	4:52.215	110.508	2:11.599	1:29.101	1:11.515	187.6
3	<b>4:44.106</b>	<b>113.662</b>	2:06.366	1:28.055	<b>1:09.685</b>	<b>189.7</b>
4	5:06.468	105.368	<b>2:05.659</b>	<b>1:26.888</b>		187.6
Ideal	<b>4:42.232</b>	<b>114.417</b>	<b>2:05.659</b>	<b>1:26.888</b>	<b>1:09.685</b>	<b>189.7</b>

<b>3</b>	<b>2 Glenn IRWIN</b>	SBK	Behind	<b>7.924</b>		
Best Time	<b>4:44.632</b>	Best Speed	<b>113.452</b>	On <b>3</b> Gp		
Lap	Lap Time	Lap Speed	Sector 1	Sector 2	Sector 3	Speed Trap
1	6:05.597	86.948		1:45.683	1:26.857	179.5
2	5:07.809	104.909	2:21.168	1:31.043	1:15.598	194.0
3	<b>4:44.632</b>	<b>113.452</b>	2:09.255	1:25.380	<b>1:09.997</b>	195.2
4	4:38.139	116.100	<b>2:05.025</b>	<b>1:24.593</b>		<b>196.3</b>
Ideal	<b>4:39.615</b>	<b>115.487</b>	<b>2:05.025</b>	<b>1:24.593</b>	<b>1:09.997</b>	<b>196.3</b>

<b>4</b>	<b>37 James HILLIER</b>	SBK	Behind	<b>9.246</b>		
Best Time	<b>4:45.954</b>	Best Speed	<b>112.927</b>	On <b>3</b> Gp		
Lap	Lap Time	Lap Speed	Sector 1	Sector 2	Sector 3	Speed Trap
1	6:17.944	84.108		1:43.050	1:25.887	177.7
2	4:59.631	107.773	2:17.260	1:29.112	1:13.259	185.5
3	<b>4:45.954</b>	<b>112.927</b>	2:10.129	1:26.123	1:09.702	<b>194.6</b>
4	4:36.933	116.606	<b>2:05.003</b>	<b>1:24.698</b>	<b>1:07.232</b>	194.0
Ideal	<b>4:36.933</b>	<b>116.606</b>	<b>2:05.003</b>	<b>1:24.698</b>	<b>1:07.232</b>	<b>194.6</b>

#### Qualifying Classification

Position

<b>5</b>	<b>10 Conor CUMMINS</b>	SBK	Behind	<b>9.666</b>		
Best Time	<b>4:46.374</b>	Best Speed	<b>112.762</b>	On <b>2</b> Gp		
Lap	Lap Time	Lap Speed	Sector 1	Sector 2	Sector 3	Speed Trap
1	8:31.631	62.131		1:33.254	1:16.477	179.5
2	<b>4:46.374</b>	<b>112.762</b>	<b>2:08.764</b>	<b>1:27.624</b>	<b>1:09.986</b>	<b>194.0</b>
3	4:51.503	110.778	2:09.239	1:28.292		191.3
Ideal	<b>4:46.374</b>	<b>112.762</b>	<b>2:08.764</b>	<b>1:27.624</b>	<b>1:09.986</b>	<b>194.0</b>

<b>6</b>	<b>6 William DUNLOP</b>	SBK	Behind	<b>11.033</b>		
Best Time	<b>4:47.741</b>	Best Speed	<b>112.226</b>	On <b>3</b> Gp		
Lap	Lap Time	Lap Speed	Sector 1	Sector 2	Sector 3	Speed Trap
1	6:13.779	85.045		1:43.958	1:24.879	190.2
2	5:04.211	106.150	2:17.864	1:29.807	1:16.540	192.9
3	<b>4:47.741</b>	<b>112.226</b>	2:11.536	1:25.992	1:10.213	191.8
4	4:40.297	115.206	<b>2:07.070</b>	<b>1:24.736</b>	<b>1:08.491</b>	<b>194.0</b>
Ideal	<b>4:40.297</b>	<b>115.206</b>	<b>2:07.070</b>	<b>1:24.736</b>	<b>1:08.491</b>	<b>194.0</b>

<b>7</b>	<b>86 Derek McGEE</b>	SBK	Behind	<b>11.581</b>		
Best Time	<b>4:48.289</b>	Best Speed	<b>112.013</b>	On <b>3</b> Gp		
Lap	Lap Time	Lap Speed	Sector 1	Sector 2	Sector 3	Speed Trap
1	6:49.671	77.594		1:35.247	1:20.058	185.5
2	4:57.517	108.538	2:15.125	1:29.328	1:13.064	<b>192.4</b>
3	<b>4:48.289</b>	<b>112.013</b>	2:09.315	1:28.675	1:10.299	190.7
4	4:44.145	113.646	<b>2:07.718</b>	<b>1:27.041</b>	<b>1:09.386</b>	190.2
Ideal	<b>4:44.145</b>	<b>113.646</b>	<b>2:07.718</b>	<b>1:27.041</b>	<b>1:09.386</b>	<b>192.4</b>

<b>8</b>	<b>40 Martin JESSOPP</b>	SBK	Behind	<b>12.556</b>		
Best Time	<b>4:49.264</b>	Best Speed	<b>111.635</b>	On <b>3</b> Gp		
Lap	Lap Time	Lap Speed	Sector 1	Sector 2	Sector 3	Speed Trap
1	6:19.354	83.795		1:48.498	1:28.872	187.6
2	5:06.777	105.262	2:19.202	1:32.161	1:15.414	<b>192.4</b>
3	<b>4:49.264</b>	<b>111.635</b>	2:13.385	1:27.291	1:08.588	191.3
4	4:39.600	115.494	<b>2:06.102</b>	<b>1:25.865</b>	<b>1:07.633</b>	<b>192.4</b>
Ideal	<b>4:39.600</b>	<b>115.494</b>	<b>2:06.102</b>	<b>1:25.865</b>	<b>1:07.633</b>	<b>192.4</b>



### SUPERBIKE

First Qualifying

Tuesday, 15 May 2018

### DETAILED SECTOR ANALYSIS

#### Qualifying Classification

Position

**9** 14 Dan KNEEN

SBK Behind 13.593

Best Time 4:50.301 Best Speed 111.236 On 3 Gp

Lap	Lap Time	Lap Speed	Sector 1	Sector 2	Sector 3	Speed Trap
1	5:55.383	89.447		1:41.404	1:20.652	186.5
2	5:05.871	105.574	2:15.792	1:33.514	1:16.565	186.0
3	<b>4:50.301</b>	<b>111.236</b>	2:11.161	1:29.085	1:10.055	184.5
4	4:42.321	114.380	<b>2:06.846</b>	<b>1:27.504</b>	<b>1:07.971</b>	<b>189.1</b>
<i>Ideal</i>	<i>4:42.321</i>	<i>114.380</i>	<i>2:06.846</i>	<i>1:27.504</i>	<i>1:07.971</i>	<i>189.1</i>

#### Qualifying Classification

Position

**13** 74 Davey TODD

SBK Behind 21.540

Best Time 4:58.248 Best Speed 108.272 On 3 Gp

Lap	Lap Time	Lap Speed	Sector 1	Sector 2	Sector 3	Speed Trap
1	6:45.477	78.397				0.0
2	5:08.142	104.796				0.0
3	<b>4:58.248</b>	<b>108.272</b>				0.0
<i>Ideal</i>	<i>0.000</i>	<i>0.000</i>				<i>0.0</i>

**10** 1 David JOHNSON

SBK Behind 14.289

Best Time 4:50.997 Best Speed 110.970 On 3 Gp

Lap	Lap Time	Lap Speed	Sector 1	Sector 2	Sector 3	Speed Trap
1	6:44.667	78.553		1:45.421	1:28.716	162.6
2	5:50.958	92.011	2:20.987	1:52.071	1:37.900	184.5
3	<b>4:50.997</b>	<b>110.970</b>	2:11.278	1:27.257	<b>1:12.462</b>	<b>192.4</b>
4	5:08.304	104.741	<b>2:07.921</b>	<b>1:26.463</b>		186.0
<i>Ideal</i>	<i>4:46.846</i>	<i>112.576</i>	<i>2:07.921</i>	<i>1:26.463</i>	<i>1:12.462</i>	<i>192.4</i>

**14** 4 Michael RUTTER

SBK Behind 21.896

Best Time 4:58.604 Best Speed 108.143 On 3 Gp

Lap	Lap Time	Lap Speed	Sector 1	Sector 2	Sector 3	Speed Trap
1	5:52.607	90.151		1:42.291	1:24.868	191.8
2	5:08.131	104.800	2:17.459	1:33.753	<b>1:16.919</b>	<b>193.5</b>
3	<b>4:58.604</b>	<b>108.143</b>	<b>2:13.382</b>	<b>1:30.427</b>		183.5
4	8:22.438	64.271		1:55.313		191.8
<i>Ideal</i>	<i>5:00.728</i>	<i>107.379</i>	<i>2:13.382</i>	<i>1:30.427</i>	<i>1:16.919</i>	<i>193.5</i>

**11** 9 Ian HUTCHINSON

SBK Behind 15.595

Best Time 4:52.303 Best Speed 110.474 On 3 Gp

Lap	Lap Time	Lap Speed	Sector 1	Sector 2	Sector 3	Speed Trap
1	8:43.170	60.760		1:33.700	1:19.813	187.0
2	5:02.310	106.818	2:15.482	1:32.335	1:14.493	188.6
3	<b>4:52.303</b>	<b>110.474</b>	<b>2:11.750</b>	<b>1:29.305</b>	<b>1:11.248</b>	<b>191.8</b>
4	5:45.253	93.531	2:22.850	1:57.928		191.3
<i>Ideal</i>	<i>4:52.303</i>	<i>110.474</i>	<i>2:11.750</i>	<i>1:29.305</i>	<i>1:11.248</i>	<i>191.8</i>

**15** 33 Adrian CLARK

SBK Behind 25.784

Best Time 5:02.492 Best Speed 106.753 On 3 Gp

Lap	Lap Time	Lap Speed	Sector 1	Sector 2	Sector 3	Speed Trap
1	9:09.911	57.806		1:37.561	1:19.932	164.6
2	5:06.239	105.447	2:17.943	<b>1:32.982</b>	<b>1:15.314</b>	<b>181.5</b>
3	<b>5:02.492</b>	<b>106.753</b>	<b>2:13.428</b>	1:33.115	1:15.949	180.5
4	7:39.924	70.212	3:37.960	2:11.163		81.0
<i>Ideal</i>	<i>5:01.724</i>	<i>107.025</i>	<i>2:13.428</i>	<i>1:32.982</i>	<i>1:15.314</i>	<i>181.5</i>

**12** 44 Johan FREDRIKS

SBK Behind 18.896

Best Time 4:55.604 Best Speed 109.241 On 3 Gp

Lap	Lap Time	Lap Speed	Sector 1	Sector 2	Sector 3	Speed Trap
1	6:52.022	77.151		1:52.660	1:36.322	144.2
2	5:19.991	100.915	2:24.651	1:37.465	1:17.875	163.8
3	<b>4:55.604</b>	<b>109.241</b>	<b>2:12.972</b>	<b>1:29.124</b>	<b>1:13.508</b>	<b>192.4</b>
<i>Ideal</i>	<i>4:55.604</i>	<i>109.241</i>	<i>2:12.972</i>	<i>1:29.124</i>	<i>1:13.508</i>	<i>192.4</i>

**16** 97 Seamus ELLIOTT

SBK Behind 26.477

Best Time 5:03.185 Best Speed 106.509 On 3 Gp

Lap	Lap Time	Lap Speed	Sector 1	Sector 2	Sector 3	Speed Trap
1	6:59.494	75.777		1:42.347	1:25.346	155.1
2	5:15.749	102.271	2:21.017	1:34.420	1:20.312	183.0
3	<b>5:03.185</b>	<b>106.509</b>	2:15.858	1:32.118	<b>1:15.209</b>	187.6
4	5:21.554	100.425	<b>2:15.353</b>	<b>1:31.033</b>		<b>188.1</b>
<i>Ideal</i>	<i>5:01.595</i>	<i>107.071</i>	<i>2:15.353</i>	<i>1:31.033</i>	<i>1:15.209</i>	<i>188.1</i>



### SUPERBIKE

First Qualifying

Tuesday, 15 May 2018

### DETAILED SECTOR ANALYSIS

#### Qualifying Classification

Position

<b>17</b>	<b>88 Forest DUNN</b>	SBK	Behind	<b>26.737</b>		
Best Time	<b>5:03.445</b>	Best Speed	<b>106.418</b>	On 3 Gp		
Lap	Lap Time	Lap Speed	Sector 1	Sector 2	Sector 3	Speed Trap
1	6:59.156	75.838		1:37.499	1:23.058	177.2
2	5:13.900	102.874	2:19.558	1:35.907	<b>1:18.435</b>	172.2
3	<b>5:03.445</b>	<b>106.418</b>	<b>2:15.741</b>	<b>1:31.158</b>		<b>181.5</b>
Ideal	<i>5:05.334</i>	<i>105.760</i>	<i>2:15.741</i>	<i>1:31.158</i>	<i>1:18.435</i>	<i>181.5</i>

<b>18</b>	<b>45 Nadiéh SCHOOTS</b>	SBK	Behind	<b>28.370</b>		
Best Time	<b>5:05.078</b>	Best Speed	<b>105.848</b>	On 3 Gp		
Lap	Lap Time	Lap Speed	Sector 1	Sector 2	Sector 3	Speed Trap
1	6:50.491	77.439		1:47.912	1:33.399	168.3
2	5:22.212	100.220	2:25.191	1:37.951	1:19.070	171.8
3	<b>5:05.078</b>	<b>105.848</b>	<b>2:17.478</b>	<b>1:32.251</b>	<b>1:15.349</b>	<b>174.9</b>
4	5:29.798	97.914	2:18.813	1:34.150		171.3
Ideal	<i>5:05.078</i>	<i>105.848</i>	<i>2:17.478</i>	<i>1:32.251</i>	<i>1:15.349</i>	<i>174.9</i>

<b>19</b>	<b>80 Darren COOPER</b>	SBK	Behind	<b>30.249</b>		
Best Time	<b>5:06.957</b>	Best Speed	<b>105.200</b>	On 3 Gp		
Lap	Lap Time	Lap Speed	Sector 1	Sector 2	Sector 3	Speed Trap
1	9:01.824	58.668		1:39.286	1:26.072	173.1
2	5:10.193	104.103	2:19.170	1:34.174	<b>1:16.849</b>	<b>182.5</b>
3	<b>5:06.957</b>	<b>105.200</b>	<b>2:15.402</b>	<b>1:33.234</b>	1:18.321	182.0
4	7:34.894	70.988	3:33.791	2:13.014		88.4
Ideal	<i>5:05.485</i>	<i>105.707</i>	<i>2:15.402</i>	<i>1:33.234</i>	<i>1:16.849</i>	<i>182.5</i>

<b>20</b>	<b>49 Raul TORRAS</b>	SBK	Behind	<b>32.011</b>		
Best Time	<b>5:08.719</b>	Best Speed	<b>104.600</b>	On 3 Gp		
Lap	Lap Time	Lap Speed	Sector 1	Sector 2	Sector 3	Speed Trap
1	7:42.592	68.717		1:49.534	1:24.669	136.3
2	5:10.856	103.881	2:22.261	1:32.888	<b>1:15.707</b>	161.1
3	<b>5:08.719</b>	<b>104.600</b>	2:16.375	<b>1:31.279</b>	1:21.065	182.0
4	6:07.544	87.859	<b>2:15.490</b>	2:05.300		<b>182.5</b>
Ideal	<i>5:02.476</i>	<i>106.759</i>	<i>2:15.490</i>	<i>1:31.279</i>	<i>1:15.707</i>	<i>182.5</i>

#### Qualifying Classification

Position

<b>21</b>	<b>42 Joey den BESTEN</b>	SBK	Behind	<b>34.108</b>		
Best Time	<b>5:10.816</b>	Best Speed	<b>103.894</b>	On 3 Gp		
Lap	Lap Time	Lap Speed	Sector 1	Sector 2	Sector 3	Speed Trap
1	6:54.408	76.707		1:41.041	1:30.505	175.3
2	5:26.337	98.953	2:26.302	1:36.114	1:23.921	187.6
3	<b>5:10.816</b>	<b>103.894</b>	2:19.907	1:33.298	<b>1:17.611</b>	<b>189.7</b>
4	5:20.943	100.616	<b>2:16.366</b>	<b>1:33.137</b>		<b>189.7</b>
Ideal	<i>5:07.114</i>	<i>105.147</i>	<i>2:16.366</i>	<i>1:33.137</i>	<i>1:17.611</i>	<i>189.7</i>

<b>22</b>	<b>17 Mark GOODINGS</b>	SBK	Behind	<b>36.577</b>		
Best Time	<b>5:13.285</b>	Best Speed	<b>103.075</b>	On 2 Gp		
Lap	Lap Time	Lap Speed	Sector 1	Sector 2	Sector 3	Speed Trap
1	6:31.222	81.253		1:46.189	1:24.000	169.6
2	<b>5:13.285</b>	<b>103.075</b>	2:20.671	1:35.495	1:17.119	179.5
3	5:22.872	100.015	2:33.429	1:34.639	<b>1:14.804</b>	181.0
4	5:25.759	99.128	<b>2:14.791</b>	<b>1:32.273</b>		<b>184.5</b>
Ideal	<i>5:01.868</i>	<i>106.974</i>	<i>2:14.791</i>	<i>1:32.273</i>	<i>1:14.804</i>	<i>184.5</i>

<b>23</b>	<b>26 Mike NORBURY</b>	SBK	Behind	<b>37.101</b>		
Best Time	<b>5:13.809</b>	Best Speed	<b>102.903</b>	On 3 Gp		
Lap	Lap Time	Lap Speed	Sector 1	Sector 2	Sector 3	Speed Trap
1	6:43.368	78.806		1:52.723	1:33.895	163.8
2	5:32.350	97.163	2:29.011	1:42.099	<b>1:21.240</b>	165.4
3	<b>5:13.809</b>	<b>102.903</b>	<b>2:20.717</b>	<b>1:35.280</b>		<b>169.6</b>
4	9:32.698	56.386		2:14.376		80.5
Ideal	<i>5:17.237</i>	<i>101.791</i>	<i>2:20.717</i>	<i>1:35.280</i>	<i>1:21.240</i>	<i>169.6</i>

<b>24</b>	<b>32 Toni RECHBERGER</b>	SBK	Behind	<b>41.251</b>		
Best Time	<b>5:17.959</b>	Best Speed	<b>101.560</b>	On 2 Gp		
Lap	Lap Time	Lap Speed	Sector 1	Sector 2	Sector 3	Speed Trap
1	10:09.521	52.152		1:46.635	1:20.906	168.7
2	<b>5:17.959</b>	<b>101.560</b>	<b>2:21.044</b>	<b>1:36.785</b>	1:20.130	<b>173.1</b>
3	5:17.822	101.604	2:23.251	1:37.797	<b>1:16.774</b>	172.2
Ideal	<i>5:14.603</i>	<i>102.644</i>	<i>2:21.044</i>	<i>1:36.785</i>	<i>1:16.774</i>	<i>173.1</i>

#### Non Qualifiers

Position



## SUPERBIKE

First Qualifying

Tuesday, 15 May 2018

## DETAILED SECTOR ANALYSIS



### Non Qualifiers

Position

#### 13 Lee JOHNSTON

SBK Behind

Best Time **4:36.708** Best Speed **116.701** On **3** Gp

Lap	Lap Time	Lap Speed	Sector 1	Sector 2	Sector 3	Speed Trap
1	8:35.751	61.634		1:34.436		187.0
2	6:45.594	79.617		1:26.804	1:09.436	183.0
3	<b>4:36.708</b>	<b>116.701</b>	<b>2:04.730</b>	<b>1:25.064</b>	<b>1:06.914</b>	<b>195.7</b>
4	6:06.364	88.142	2:43.148	1:52.515		122.6
<i>Ideal</i>	<i>4:36.708</i>	<i>116.701</i>	<i>2:04.730</i>	<i>1:25.064</i>	<i>1:06.914</i>	<i>195.7</i>

#### 11 Dominic HERBERTSON

SBK Behind **42.040**

Best Time **5:18.748** Best Speed **101.309** On **2** Gp

Lap	Lap Time	Lap Speed	Sector 1	Sector 2	Sector 3	Speed Trap
1	7:07.028	74.440		1:41.447	<b>1:21.818</b>	142.3
2	<b>5:18.748</b>	<b>101.309</b>	<b>2:21.589</b>	<b>1:35.370</b>		<b>178.1</b>
<i>Ideal</i>	<i>5:18.777</i>	<i>101.300</i>	<i>2:21.589</i>	<i>1:35.370</i>	<i>1:21.818</i>	<i>178.1</i>

#### 55 Donald MacFADYEN

SBK Behind **42.652**

Best Time **5:19.360** Best Speed **101.115** On **3** Gp

Lap	Lap Time	Lap Speed	Sector 1	Sector 2	Sector 3	Speed Trap
1	7:33.770	70.053		1:51.593	1:32.697	120.0
2	5:45.384	93.496	2:34.929	1:46.495	1:23.960	165.4
3	<b>5:19.360</b>	<b>101.115</b>	<b>2:25.783</b>	<b>1:35.640</b>	<b>1:17.937</b>	<b>166.7</b>
4	6:19.610	85.066	2:28.823	2:07.729		153.7
<i>Ideal</i>	<i>5:19.360</i>	<i>101.115</i>	<i>2:25.783</i>	<i>1:35.640</i>	<i>1:17.937</i>	<i>166.7</i>

#### 24 Andy SELLARS

SBK Behind **46.856**

Best Time **5:23.564** Best Speed **99.801** On **2** Gp

Lap	Lap Time	Lap Speed	Sector 1	Sector 2	Sector 3	Speed Trap
1	13:53.128	38.155		<b>1:38.763</b>	1:21.749	<b>171.3</b>
2	<b>5:23.564</b>	<b>99.801</b>	<b>2:24.953</b>	1:38.934	<b>1:19.677</b>	170.9
3	7:44.324	69.546	3:39.060	2:15.259		86.5
<i>Ideal</i>	<i>5:23.393</i>	<i>99.854</i>	<i>2:24.953</i>	<i>1:38.763</i>	<i>1:19.677</i>	<i>171.3</i>

### Non Qualifiers

Position

#### 43 Stephen DEGNAN

SBK Behind **58.185**

Best Time **5:34.893** Best Speed **96.425** On **3** Gp

Lap	Lap Time	Lap Speed	Sector 1	Sector 2	Sector 3	Speed Trap
1	7:20.948	72.090		1:49.586	1:30.826	158.4
2	5:37.140	95.782	2:30.385	1:42.951	<b>1:23.804</b>	157.7
3	<b>5:34.893</b>	<b>96.425</b>	<b>2:28.878</b>	<b>1:41.814</b>	1:24.201	<b>162.2</b>
4	6:32.159	82.344	2:33.591	2:15.533		159.6
<i>Ideal</i>	<i>5:34.496</i>	<i>96.539</i>	<i>2:28.878</i>	<i>1:41.814</i>	<i>1:23.804</i>	<i>162.2</i>

#### 119 Jean Pierre POLET

SBK Behind **1:08.401**

Best Time **5:45.109** Best Speed **93.570** On **2** Gp

Lap	Lap Time	Lap Speed	Sector 1	Sector 2	Sector 3	Speed Trap
1	6:52.247	77.109		1:41.282	1:33.765	173.1
2	<b>5:45.109</b>	<b>93.570</b>	<b>2:44.555</b>	1:36.421		173.5
3	7:35.349	70.917		<b>1:34.768</b>	<b>1:18.304</b>	<b>175.8</b>
4	7:40.950	70.055	3:17.929	2:29.502		86.4
<i>Ideal</i>	<i>5:37.627</i>	<i>95.644</i>	<i>2:44.555</i>	<i>1:34.768</i>	<i>1:18.304</i>	<i>175.8</i>

#### 8 Dean HARRISON

SBK Behind **1:42.931**

Best Time **6:19.639** Best Speed **85.060** On **1** Gp

Lap	Lap Time	Lap Speed	Sector 1	Sector 2	Sector 3	Speed Trap
1	<b>6:19.639</b>	83.732		1:48.422		185.0
2	12:11.368	44.153		<b>1:26.184</b>	<b>1:53.077</b>	194.6
3	5:33.732	96.760	<b>2:10.625</b>	1:49.327		<b>195.2</b>
<i>Ideal</i>	<i>5:29.886</i>	<i>97.888</i>	<i>2:10.625</i>	<i>1:26.184</i>	<i>1:53.077</i>	<i>195.2</i>

#### 7 Gary JOHNSON

SBK Behind **1:51.513**

Best Time **6:28.221** Best Speed **83.179** On **1** Gp

Lap	Lap Time	Lap Speed	Sector 1	Sector 2	Sector 3	Speed Trap
1	<b>6:28.221</b>	81.881		1:42.053		165.4
2	15:44.351	34.195		<b>1:27.623</b>		<b>194.6</b>
<i>Ideal</i>	<i>0.000</i>	<i>0.000</i>		<i>1:27.623</i>		<i>194.6</i>





### Non Qualifiers

Position

#### 56 Adam McLEAN

SBK Behind **1:53.880**

Best Time **6:30.588** Best Speed **82.675** On **1** Gp

Lap	Lap Time	Lap Speed	Sector 1	Sector 2	Sector 3	Speed Trap
1	<b>6:30.588</b>	81.385		1:45.918		174.4
2	11:48.955	45.549		<b>1:31.666</b>	<b>1:15.735</b>	178.1
3	5:44.203	93.817	<b>2:22.540</b>	1:45.671		<b>184.5</b>
<i>Ideal</i>	<i>5:09.941</i>	<i>104.188</i>	<i>2:22.540</i>	<i>1:31.666</i>	<i>1:15.735</i>	<i>184.5</i>

#### 34 Alastair SEELEY

SBK Behind **2:04.639**

Best Time **6:41.347** Best Speed **80.459** On **1** Gp

Lap	Lap Time	Lap Speed	Sector 1	Sector 2	Sector 3	Speed Trap
1	<b>6:41.347</b>	79.203		2:04.642		187.0
2	10:45.765	50.006		1:25.624	<b>1:10.057</b>	<b>192.4</b>
3	4:55.365	109.329	<b>2:04.923</b>	<b>1:23.363</b>		<b>192.4</b>
<i>Ideal</i>	<i>4:38.343</i>	<i>116.015</i>	<i>2:04.923</i>	<i>1:23.363</i>	<i>1:10.057</i>	<i>192.4</i>

#### 60 Peter HICKMAN

SBK Behind **2:06.099**

Best Time **6:42.807** Best Speed **80.167** On **1** Gp

Lap	Lap Time	Lap Speed	Sector 1	Sector 2	Sector 3	Speed Trap
1	<b>6:42.807</b>	78.916		<b>1:52.676</b>		<b>186.5</b>
2	20:20.282	26.463		2:01.297		93.9
<i>Ideal</i>	<i>0.000</i>	<i>0.000</i>		<i>1:52.676</i>		<i>186.5</i>

#### 20 Daniel COOPER

SBK Behind **2:07.365**

Best Time **6:44.073** Best Speed **79.916** On **1** Gp

Lap	Lap Time	Lap Speed	Sector 1	Sector 2	Sector 3	Speed Trap
1	<b>6:44.073</b>	78.669		1:51.126		165.0
2	10:48.336	49.808		1:29.913	<b>1:11.216</b>	181.5
3	5:12.434	103.356	<b>2:11.097</b>	<b>1:29.591</b>		<b>182.0</b>
<i>Ideal</i>	<i>4:51.904</i>	<i>110.625</i>	<i>2:11.097</i>	<i>1:29.591</i>	<i>1:11.216</i>	<i>182.0</i>

### Non Qualifiers

Position

#### 66 Chris GREEN

SBK Behind **2:09.489**

Best Time **6:46.197** Best Speed **79.498** On **1** Gp

Lap	Lap Time	Lap Speed	Sector 1	Sector 2	Sector 3	Speed Trap
1	<b>6:46.197</b>	78.258		1:51.675		168.3
2	12:32.232	42.928		<b>1:37.849</b>	<b>1:20.111</b>	<b>174.9</b>
3	7:37.825	70.534	<b>3:35.890</b>	2:12.636		84.7
<i>Ideal</i>	<i>6:33.850</i>	<i>81.991</i>	<i>3:35.890</i>	<i>1:37.849</i>	<i>1:20.111</i>	<i>174.9</i>

#### 18 Marty LENNON

SBK Behind **2:14.440**

Best Time **6:51.148** Best Speed **78.541** On **1** Gp

Lap	Lap Time	Lap Speed	Sector 1	Sector 2	Sector 3	Speed Trap
1	<b>6:51.148</b>	77.315		1:44.819		170.5
2	8:49.979	60.931		1:34.847	<b>1:19.246</b>	<b>180.0</b>
3	5:10.419	104.027	<b>2:19.605</b>	<b>1:34.167</b>		174.4
<i>Ideal</i>	<i>5:13.018</i>	<i>103.163</i>	<i>2:19.605</i>	<i>1:34.167</i>	<i>1:19.246</i>	<i>180.0</i>

#### 54 Sam JOHNSON

SBK Behind **2:28.857**

Best Time **7:05.565** Best Speed **75.880** On **1** Gp

Lap	Lap Time	Lap Speed	Sector 1	Sector 2	Sector 3	Speed Trap
1	<b>7:05.565</b>	74.696		<b>1:46.578</b>	<b>1:26.475</b>	<b>165.8</b>
2	22:40.344	23.738	<b>18:09.009</b>	2:28.520		73.7
<i>Ideal</i>	<i>21:22.062</i>	<i>25.188</i>	<i>18:09.009</i>	<i>1:46.578</i>	<i>1:26.475</i>	<i>165.8</i>

#### 182 Xavier DENIS

SBK Behind **2:55.267**

Best Time **7:31.975** Best Speed **71.446** On **2** Gp

Lap	Lap Time	Lap Speed	Sector 1	Sector 2	Sector 3	Speed Trap
1	10:11.974	51.943		1:34.352		174.9
2	<b>7:31.975</b>	<b>71.446</b>		<b>1:31.807</b>	<b>1:13.654</b>	182.0
3	5:11.111	103.796	<b>2:15.661</b>	1:34.854		<b>183.0</b>
<i>Ideal</i>	<i>5:01.122</i>	<i>107.239</i>	<i>2:15.661</i>	<i>1:31.807</i>	<i>1:13.654</i>	<i>183.0</i>

#### 65 Michael SWEENEY

SBK Behind **3:02.833**

Best Time **7:39.541** Best Speed **70.270** On **1** Gp

Lap	Lap Time	Lap Speed	Sector 1	Sector 2	Sector 3	Speed Trap
1	<b>7:39.541</b>	69.173		<b>1:52.376</b>		<b>178.1</b>
<i>Ideal</i>	<i>0.000</i>	<i>0.000</i>		<i>1:52.376</i>		<i>178.1</i>

## SUPERBIKE

First Qualifying

Tuesday, 15 May 2018

## DETAILED SECTOR ANALYSIS

### Non Qualifiers

Position

#### 79 Bruce BIRNIE

SBK Behind **3:06.618**

Best Time **7:43.326** Best Speed **69.696** On **2** Gp

Lap	Lap Time	Lap Speed	Sector 1	Sector 2	Sector 3	Speed Trap
1	9:29.799	55.788		1:38.571		167.5
2	<b>7:43.326</b>	<b>69.696</b>		<b>1:37.687</b>		<b>172.2</b>
3	7:46.611	69.205		2:09.161		160.7
<i>Ideal</i>	<i>0.000</i>	<i>0.000</i>		<i>1:37.687</i>		<i>172.2</i>

#### 29 Craig NEVE

SBK Behind **3:17.917**

Best Time **7:54.625** Best Speed **68.037** On **1** Gp

Lap	Lap Time	Lap Speed	Sector 1	Sector 2	Sector 3	Speed Trap
1	<b>7:54.625</b>	66.975		1:38.920		167.5
2	11:08.852	48.280		<b>1:31.469</b>		<b>168.7</b>
3	8:00.277	67.236		2:01.627		100.9
<i>Ideal</i>	<i>0.000</i>	<i>0.000</i>		<i>1:31.469</i>		<i>168.7</i>

#### 38 Paul WILLIAMS

SBK Behind **3:57.512**

Best Time **8:34.220** Best Speed **62.798** On **1** Gp

Lap	Lap Time	Lap Speed	Sector 1	Sector 2	Sector 3	Speed Trap
1	<b>8:34.220</b>	61.818		<b>1:47.232</b>		<b>158.8</b>
<i>Ideal</i>	<i>0.000</i>	<i>0.000</i>		<i>1:47.232</i>		<i>158.8</i>

#### 19 Kris DUNCAN

SBK Behind **5:27.772**

Best Time **10:04.480** Best Speed **53.421** On **1** Gp

Lap	Lap Time	Lap Speed	Sector 1	Sector 2	Sector 3	Speed Trap
1	<b>10:04.480</b>	52.587				<b>0.0</b>
<i>Ideal</i>	<i>0.000</i>	<i>0.000</i>				<i>0.0</i>

#### 62 Sam WEST

SBK Behind **5:53.818**

Best Time **10:30.526** Best Speed **51.214** On **1** Gp

Lap	Lap Time	Lap Speed	Sector 1	Sector 2	Sector 3	Speed Trap
1	<b>10:30.526</b>	50.415		1:33.916		180.5
2	11:16.186	47.756		<b>1:27.736</b>		<b>190.2</b>
<i>Ideal</i>	<i>0.000</i>	<i>0.000</i>		<i>1:27.736</i>		<i>190.2</i>

# VAUXHALL International NORTH WEST 200

## SUPERBIKE

### First Qualifying

# SECTOR ANALYSIS

Perfect Lap (sum of best sectors) = 4:35.007



SECTOR 1 FINISH - BALLYSALLY			SECTOR 2 BALLYSALLY - METROPOLE		SECTOR 3 METROPOLE - FINISH		IDEAL / BEST COMPARISON								
Pos	No	Name	Time	No	Name	Time	Pos	No	Name	Ideal Time	Best Tim	Diff			
1	13	Lee JOHNSTON	2:04.730	34	Alastair SEELEY	1:23.363	13	Lee JOHNSTON	1:06.914	1	13	Lee JOHNSTON	4:36.708	4:36.708	0.000
2	3	Michael DUNLOP	2:04.870	2	Glenn IRWIN	1:24.593	37	James HILLIER	1:07.232	2	37	James HILLIER	4:36.933	4:36.933	0.000
3	34	Alastair SEELEY	2:04.923	37	James HILLIER	1:24.698	40	Martin JESSOPP	1:07.633	3	2	Glenn IRWIN	4:39.615	4:38.139	1.476
4	37	James HILLIER	2:05.003	6	William DUNLOP	1:24.736	14	Dan KNEEN	1:07.971	4	3	Michael DUNLOP	4:39.398	4:39.398	0.000
5	2	Glenn IRWIN	2:05.025	13	Lee JOHNSTON	1:25.064	6	William DUNLOP	1:08.491	5	40	Martin JESSOPP	4:39.600	4:39.600	0.000
6	52	James COWTON	2:05.659	40	Martin JESSOPP	1:25.865	3	Michael DUNLOP	1:08.584	6	6	William DUNLOP	4:40.297	4:40.297	0.000
7	40	Martin JESSOPP	2:06.102	3	Michael DUNLOP	1:25.944	86	Derek McGEE	1:09.386	7	14	Dan KNEEN	4:42.321	4:42.321	0.000
8	14	Dan KNEEN	2:06.846	8	Dean HARRISON	1:26.184	52	James COWTON	1:09.685	8	52	James COWTON	4:42.232	4:44.106	1.874
9	6	William DUNLOP	2:07.070	1	David JOHNSON	1:26.463	10	Conor CUMMINS	1:09.986	9	86	Derek McGEE	4:44.145	4:44.145	0.000
10	86	Derek McGEE	2:07.718	52	James COWTON	1:26.888	2	Glenn IRWIN	1:09.997	10	10	Conor CUMMINS	4:46.374	4:46.374	0.000
11	1	David JOHNSON	2:07.921	86	Derek McGEE	1:27.041	34	Alastair SEELEY	1:10.057	11	1	David JOHNSON	4:46.846	4:50.997	4.151
12	10	Conor CUMMINS	2:08.764	14	Dan KNEEN	1:27.504	20	Daniel COOPER	1:11.216	12	9	Ian HUTCHINSON	4:52.303	4:52.303	0.000
13	8	Dean HARRISON	2:10.625	7	Gary JOHNSON	1:27.623	9	Ian HUTCHINSON	1:11.248	13	34	Alastair SEELEY	4:38.343	4:55.365	17.022
14	20	Daniel COOPER	2:11.097	10	Conor CUMMINS	1:27.624	1	David JOHNSON	1:12.462	14	44	Johan FREDRIKS	4:55.604	4:55.604	0.000
15	9	Ian HUTCHINSON	2:11.750	62	Sam WEST	1:27.736	44	Johan FREDRIKS	1:13.508	15	74	Davey TODD		4:58.248	
16	44	Johan FREDRIKS	2:12.972	44	Johan FREDRIKS	1:29.124	182	Xavier DENIS	1:13.654	16	4	Michael RUTTER	5:00.728	4:58.604	2.124
17	4	Michael RUTTER	2:13.382	9	Ian HUTCHINSON	1:29.305	17	Mark GOODINGS	1:14.804	17	33	Adrian CLARK	5:01.724	5:02.492	0.768
18	33	Adrian CLARK	2:13.428	20	Daniel COOPER	1:29.591	97	Seamus ELLIOTT	1:15.209	18	97	Seamus ELLIOTT	5:01.595	5:03.185	1.590
19	17	Mark GOODINGS	2:14.791	4	Michael RUTTER	1:30.427	33	Adrian CLARK	1:15.314	19	88	Forest DUNN	5:05.334	5:03.445	1.889
20	97	Seamus ELLIOTT	2:15.353	97	Seamus ELLIOTT	1:31.033	45	Nadieh SCHOOTS	1:15.349	20	45	Nadieh SCHOOTS	5:05.078	5:05.078	0.000
21	80	Darren COOPER	2:15.402	88	Forest DUNN	1:31.158	49	Raul TORRAS	1:15.707	21	80	Darren COOPER	5:05.485	5:06.957	1.472
22	49	Raul TORRAS	2:15.490	49	Raul TORRAS	1:31.279	56	Adam McLEAN	1:15.735	22	49	Raul TORRAS	5:02.476	5:08.719	6.243
23	182	Xavier DENIS	2:15.661	29	Craig NEVE	1:31.469	32	Toni RECHBERGER	1:16.774	23	18	Marty LENNON	5:13.018	5:10.419	2.599
24	88	Forest DUNN	2:15.741	56	Adam McLEAN	1:31.666	80	Darren COOPER	1:16.849	24	42	Joey den BESTEN	5:07.114	5:10.816	3.702
25	42	Joey den BESTEN	2:16.366	182	Xavier DENIS	1:31.807	4	Michael RUTTER	1:16.919	25	182	Xavier DENIS	5:01.122	5:11.111	9.989
26	45	Nadieh SCHOOTS	2:17.478	45	Nadieh SCHOOTS	1:32.251	42	Joey den BESTEN	1:17.611	26	20	Daniel COOPER	4:51.904	5:12.434	20.530
27	18	Marty LENNON	2:19.605	17	Mark GOODINGS	1:32.273	55	Donald MacFADYEN	1:17.937	27	17	Mark GOODINGS	5:01.868	5:13.285	11.417
28	26	Mike NORBURY	2:20.717	33	Adrian CLARK	1:32.982	119	Jean Pierre POLET	1:18.304	28	26	Mike NORBURY	5:17.237	5:13.809	3.428
29	32	Toni RECHBERGER	2:21.044	42	Joey den BESTEN	1:33.137	88	Forest DUNN	1:18.435	29	32	Toni RECHBERGER	5:14.603	5:17.822	3.219
30	11	Dominic HERBERTSON	2:21.589	80	Darren COOPER	1:33.234	18	Marty LENNON	1:19.246	30	11	Dominic HERBERTSON	5:18.777	5:18.748	0.029
31	56	Adam McLEAN	2:22.540	18	Marty LENNON	1:34.167	24	Andy SELLARS	1:19.677	31	55	Donald MacFADYEN	5:19.360	5:19.360	0.000
32	24	Andy SELLARS	2:24.953	119	Jean Pierre POLET	1:34.768	66	Chris GREEN	1:20.111	32	24	Andy SELLARS	5:23.393	5:23.564	0.171
33	55	Donald MacFADYEN	2:25.783	26	Mike NORBURY	1:35.280	26	Mike NORBURY	1:21.240	33	8	Dean HARRISON	5:29.886	5:33.732	3.846
34	43	Stephen DEGNAN	2:28.878	11	Dominic HERBERTSON	1:35.370	11	Dominic HERBERTSON	1:21.818	34	43	Stephen DEGNAN	5:34.496	5:34.893	0.397
35	119	Jean Pierre POLET	2:44.555	55	Donald MacFADYEN	1:35.640	43	Stephen DEGNAN	1:23.804	35	56	Adam McLEAN	5:09.941	5:44.203	34.262
36	66	Chris GREEN	3:35.890	32	Toni RECHBERGER	1:36.785	54	Sam JOHNSON	1:26.475	36	119	Jean Pierre POLET	5:37.627	5:45.109	7.482
37	54	Sam JOHNSON	18:09.009	79	Bruce BIRNIE	1:37.687	8	Dean HARRISON	1:53.077	37	66	Chris GREEN	6:33.850	7:37.825	63.975
				66	Chris GREEN	1:37.849				38	79	Bruce BIRNIE		7:43.326	
				24	Andy SELLARS	1:38.763				39	29	Craig NEVE		8:00.277	
				43	Stephen DEGNAN	1:41.814				40	62	Sam WEST		11:16.186	
				54	Sam JOHNSON	1:46.578				41	7	Gary JOHNSON		15:44.351	
				38	Paul WILLIAMS	1:47.232				42	60	Peter HICKMAN		20:20.282	
				65	Michael SWEENEY	1:52.376				43	54	Sam JOHNSON	21:22.062	22:40.344	78.282
				60	Peter HICKMAN	1:52.676									

# VAUXHALL International NORTH WEST 200

## SUPERBIKE

First Qualifying

Tuesday, 15 May 2018



# SPEED TRAP North West 200®

## ON APPROACH TO UNIVERSITY

Class	No/Name	Fastest	Lap 1	Lap 2	Lap 3	Lap 4	Lap 5	Lap 6	Lap 7	Lap 8	Lap 9	Lap 10	Lap 11	Lap 12
SBK	2 Glenn IRWIN	<b>196.3</b>	179.5	194.0	195.2	<u>196.3</u>								
SBK	13 Lee JOHNSTON	<b>195.7</b>	187.0	183.0	<u>195.7</u>	122.6								
SBK	8 Dean HARRISON	<b>195.2</b>	185.0	194.6	<u>195.2</u>									
SBK	37 James HILLIER	<b>194.6</b>	177.7	185.5	<u>194.6</u>	194.0								
SBK	7 Gary JOHNSON	<b>194.6</b>	165.4	<u>194.6</u>										
SBK	10 Conor CUMMINS	<b>194.0</b>	179.5	<u>194.0</u>	191.3									
SBK	6 William DUNLOP	<b>194.0</b>	190.2	192.9	191.8	<u>194.0</u>								
SBK	4 Michael RUTTER	<b>193.5</b>	191.8	<u>193.5</u>	183.5	191.8								
SBK	34 Alastair SEELEY	<b>192.4</b>	187.0	<u>192.4</u>	<u>192.4</u>									
SBK	40 Martin JESSOPP	<b>192.4</b>	187.6	<u>192.4</u>	191.3	<u>192.4</u>								
SBK	44 Johan FREDRIKS	<b>192.4</b>	144.2	163.8	<u>192.4</u>									
SBK	1 David JOHNSON	<b>192.4</b>	162.6	184.5	<u>192.4</u>	186.0								
SBK	86 Derek McGEE	<b>192.4</b>	185.5	<u>192.4</u>	190.7	190.2								
SBK	9 Ian HUTCHINSON	<b>191.8</b>	187.0	188.6	<u>191.8</u>	191.3								
SBK	62 Sam WEST	<b>190.2</b>	180.5	<u>190.2</u>										
SBK	52 James COWTON	<b>189.7</b>	174.9	187.6	<u>189.7</u>	187.6								
SBK	42 Joey den BESTEN	<b>189.7</b>	175.3	187.6	<u>189.7</u>	<u>189.7</u>								
SBK	14 Dan KNEEN	<b>189.1</b>	186.5	186.0	184.5	<u>189.1</u>								
SBK	97 Seamus ELLIOTT	<b>188.1</b>	155.1	183.0	187.6	<u>188.1</u>								
SBK	3 Michael DUNLOP	<b>187.0</b>	185.5	<u>187.0</u>	186.5									
SBK	60 Peter HICKMAN	<b>186.5</b>	<u>186.5</u>	93.9										
SBK	17 Mark GOODINGS	<b>184.5</b>	169.6	179.5	181.0	<u>184.5</u>								
SBK	56 Adam McLEAN	<b>184.5</b>	174.4	178.1	<u>184.5</u>									
SBK	182 Xavier DENIS	<b>183.0</b>	174.9	182.0	<u>183.0</u>									
SBK	49 Raul TORRAS	<b>182.5</b>	136.3	161.1	182.0	<u>182.5</u>								
SBK	80 Darren COOPER	<b>182.5</b>	173.1	<u>182.5</u>	182.0	88.4								
SBK	20 Daniel COOPER	<b>182.0</b>	165.0	181.5	<u>182.0</u>									
SBK	88 Forest DUNN	<b>181.5</b>	177.2	172.2	<u>181.5</u>									
SBK	33 Adrian CLARK	<b>181.5</b>	164.6	<u>181.5</u>	180.5	81.0								
SBK	18 Marty LENNON	<b>180.0</b>	170.5	<u>180.0</u>	174.4									
SBK	11 Dominic HERBERTSON	<b>178.1</b>	142.3	<u>178.1</u>										
SBK	65 Michael SWEENEY	<b>178.1</b>	<u>178.1</u>											
SBK	119 Jean Pierre POLET	<b>175.8</b>	173.1	173.5	<u>175.8</u>	86.4								
SBK	45 Nadiëh SCHOOTS	<b>174.9</b>	168.3	171.8	<u>174.9</u>	171.3								
SBK	66 Chris GREEN	<b>174.9</b>	168.3	<u>174.9</u>	84.7									
SBK	32 Toni RECHBERGER	<b>173.1</b>	168.7	<u>173.1</u>	172.2									
SBK	79 Bruce BIRNIE	<b>172.2</b>	167.5	<u>172.2</u>	160.7									
SBK	24 Andy SELLARS	<b>171.3</b>	<u>171.3</u>	170.9	86.5									
SBK	26 Mike NORBURY	<b>169.6</b>	163.8	165.4	<u>169.6</u>	80.5								
SBK	29 Craig NEVE	<b>168.7</b>	167.5	<u>168.7</u>	100.9									
SBK	55 Donald MacFADYEN	<b>166.7</b>	120.0	165.4	<u>166.7</u>	153.7								
SBK	54 Sam JOHNSON	<b>165.8</b>	<u>165.8</u>	73.7										
SBK	43 Stephen DEGNAN	<b>162.2</b>	158.4	157.7	<u>162.2</u>	159.6								
SBK	38 Paul WILLIAMS	<b>158.8</b>	<u>158.8</u>											

**VAUXHALL International NORTH WEST 200  
SUPERBIKE  
Second Qualifying  
Thursday, 17 May 2018**



**Qualifying Time**


**5:10.988**

**Qualifying Speed**

**103.837**

Pos	Class	No	Name	Machine / Sponsor	Best Lap			Total Laps	Qualifying Laps
					Time	Behind	Speed		
<b>Qualifying Classification</b>									
1	SBK	2	Glenn IRWIN	Ducati - Be Wiser Ducati Racing Team	4:23.708		122.454	9	8
2	SBK	8	Dean HARRISON	Kawasaki - Silicone Engineering Racing	4:23.774	0.066	122.423	9	5
3	SBK	3	Michael DUNLOP	BMW - Tyco BMW Motorrad	4:23.802	0.094	122.410	8	5
4	SBK	34	Alastair SEELEY	BMW - Tyco BMW Motorrad	4:24.521	0.813	122.077	6	3
5	SBK	4	Michael RUTTER	BMW - Bathams Racing	4:24.583	0.875	122.049	8	7
6	SBK	40	Martin JESSOPP	BMW - Riders Motorcycles BMW	4:25.650	1.942	121.558	5	4
7	SBK	60	Peter HICKMAN	BMW - Smith's Racing BMW	4:26.170	2.462	121.321	6	6
8	SBK	6	William DUNLOP	Yamaha - Temple Golf Club	4:27.163	3.455	120.870	5	4
9	SBK	10	Conor CUMMINS	Honda - Padgett's Motorcycles	4:27.405	3.697	120.761	6	4
10	SBK	13	Lee JOHNSTON	Honda - Honda Racing	4:28.384	4.676	120.320	5	3
11	SBK	37	James HILLIER	Kawasaki - Quattro Plant / JG Speedfit	4:29.082	5.374	120.008	7	4
12	SBK	1	David JOHNSON	BMW - Gulf BMW	4:30.853	7.145	119.223	6	5
13	SBK	9	Ian HUTCHINSON	Honda - Honda Racing	4:31.200	7.492	119.071	5	3
14	SBK	7	Gary JOHNSON	Kawasaki - RAF Regular & Reserves	4:31.685	7.977	118.858	2	2
15	SBK	14	Dan KNEEN	BMW - Tyco BMW Motorrad	4:31.976	8.268	118.731	6	4
16	SBK	62	Sam WEST	BMW - PRL Worthington	4:33.770	10.062	117.953	7	6
17	SBK	74	Davey TODD	Suzuki - Cookstown BE Racing	4:35.016	11.308	117.419	2	4
18	SBK	20	Daniel COOPER	BMW - IMP Cross Engineering	4:35.122	11.414	117.373	5	4
19	SBK	52	James COWTON	Kawasaki - McAadoo Kawasaki Racing	4:39.246	15.538	115.640	5	3
20	SBK	11	Dominic HERBERTSON	BMW - BHR	4:39.340	15.632	115.601	8	6
21	SBK	29	Craig NEVE	BMW - Jackson Racing Academy	4:40.173	16.465	115.257	8	4
22	SBK	79	Bruce BIRNIE	BMW - Carnegie Fuels	4:42.609	18.901	114.264	7	4
23	SBK	19	Kris DUNCAN	Kawasaki - Turriff Caravan/Cameron Autotech	4:45.222	21.514	113.217	3	2
24	SBK	33	Adrian CLARK	Kawasaki	4:45.244	21.536	113.208	6	4
25	SBK	182	Xavier DENIS	Honda - Optimark Road Racing	4:46.719	23.011	112.626	7	5
26	SBK	49	Raul TORRAS	Yamaha - Martimotos Racing	4:47.055	23.347	112.494	7	4
27	SBK	88	Forest DUNN	Honda - Forest Dunn Racing	4:47.371	23.663	112.370	6	4
28	SBK	80	Darren COOPER	BMW - NW Racing	4:47.584	23.876	112.287	2	2
29	SBK	97	Seamus ELLIOTT	Kawasaki - SBE Racing	4:47.715	24.007	112.236	3	2
30	SBK	26	Mike NORBURY	BMW - Ecta Training	4:49.063	25.355	111.713	8	6
31	SBK	42	Joey den BESTEN	Kawasaki - Performance Racing Achterhoek	4:49.316	25.608	111.615	8	6
32	SBK	55	Donald MacFADYEN	BMW	4:52.052	28.344	110.569	7	4
33	SBK	45	Nadieh SCHOOTS	Kawasaki - Nadieh Schoots Racing	4:52.354	28.646	110.455	6	4
34	SBK	38	Paul WILLIAMS	BMW - Paul Potchy Williams	4:53.016	29.308	110.206	7	6
35	SBK	54	Sam JOHNSON	Kawasaki - JK Construction/Colin Dunlop	4:53.248	29.540	110.118	6	5
36	SBK	66	Chris GREEN	Suzuki - Hollins Strategic Land/Go Green	4:55.021	31.313	109.457	6	6
37	SBK	43	Stephen DEGNAN	Kawasaki - PMH Promotions	5:07.227	43.519	105.108	9	2
38	SBK	24	Andy SELLARS	BMW - ASM Road Racing	5:07.417	43.709	105.043	8	2
<b>Non Qualifiers</b>									
SBK	27	Laurent HOFFMANN	Yamaha - Delaur Road Racing Belgium	4:46.276	22.568	112.800	3	4	<u>1</u>
SBK	18	Marty LENNON	Yamaha - ML Designs	4:54.765	31.057	109.552	2	3	<u>1</u>
SBK	32	Toni RECHBERGER	Suzuki - MSC Rottenegg	5:04.718	41.010	105.973	2	3	<u>1</u>
SBK	119	Jean Pierre POLET	BMW - JPM Team	6:52.003	2:28.295	78.378	1	1	<u>0</u>
SBK	65	Michael SWEENEY	BW - MJR Racing	7:00.987	2:37.279	76.705	1	1	<u>0</u>

Provisional result to be confirmed by the Stewards of the Meeting subject to completion of technical inspections & the time limit for protests Page 1 / 1

Circuit	<b>The Triangle</b>	Signed	Organising Club	<b>Coleraine &amp; District MC</b>
Length(miles)	<b>8.9700 Lap 1 (8.8300)</b>	 Chief Timekeeper	Qualifying Started	<b>13:29</b>
Weather	<b>Sunny</b>	Issued At:	15:00	
Track	<b>Dry, 36°C</b>			





### SUPERBIKE

### Second Qualifying

Thursday, 17 May 2018

## DETAILED SECTOR ANALYSIS

### Qualifying Classification

Position

<b>1</b>		<b>2 Glenn IRWIN</b>											
SBK		Behind											
Best Time		4:23.708		Best Speed		122.454		On		9		Gp	
Lap	Lap Time	Lap Speed	Sector 1	Sector 2	Sector 3	Speed Trap							
1	5:05.987	103.887		1:25.157	1:07.859	186.0							
2	4:27.275	120.819	2:01.298	1:21.665	1:04.312	194.6							
3	4:35.811	117.080	2:01.117	1:28.518	1:06.176	194.6							
4	5:01.358	107.155	1:59.894	1:33.984		195.2							
5	42:59.864	12.517		1:30.228	1:16.997	194.6							
6	4:32.385	118.553		1:24.304	1:07.037	<b>199.8</b>							
7	4:24.249	122.203	1:59.620	1:21.228	<b>1:03.401</b>	197.5							
8	4:48.163	112.062	2:14.388	1:24.567	1:09.208	183.0							
9	<b>4:23.708</b>	<b>122.454</b>	<b>1:58.910</b>	<b>1:21.197</b>	1:03.601	192.9							
<i>Ideal</i>	<i>4:23.508</i>	<i>122.547</i>	<i>1:58.910</i>	<i>1:21.197</i>	<i>1:03.401</i>	<i>199.8</i>							

<b>2</b>		<b>8 Dean HARRISON</b>											
SBK		Behind											
Best Time		4:23.774		Best Speed		122.423		On		9		Gp	
Lap	Lap Time	Lap Speed	Sector 1	Sector 2	Sector 3	Speed Trap							
1	7:04.325	74.914		1:24.046	1:05.896	189.1							
2	4:32.378	118.556	2:02.411	1:24.541	1:05.426	<b>192.9</b>							
3	4:29.331	119.897	2:01.612	1:23.118	1:04.601	189.7							
4	7:02.040	76.514	2:07.628	3:15.455		192.4							
5	38:53.932	13.836		1:26.202	1:08.035	189.7							
6	4:27.450	120.740		1:21.934	1:03.928	190.7							
7	4:28.986	120.051	2:01.550	1:23.188	1:04.248	188.6							
8	5:35.974	96.115	2:38.517	1:28.392	1:29.065	183.5							
9	<b>4:23.774</b>	<b>122.423</b>	<b>1:59.038</b>	<b>1:21.310</b>	<b>1:03.426</b>	188.1							
<i>Ideal</i>	<i>4:23.774</i>	<i>122.423</i>	<i>1:59.038</i>	<i>1:21.310</i>	<i>1:03.426</i>	<i>192.9</i>							

<b>3</b>		<b>3 Michael DUNLOP</b>											
SBK		Behind											
Best Time		4:23.802		Best Speed		122.410		On		8		Gp	
Lap	Lap Time	Lap Speed	Sector 1	Sector 2	Sector 3	Speed Trap							
1	8:11.781	64.639		1:32.514	1:17.492	184.5							
2	4:29.611	119.773	2:02.501	1:22.835	1:04.275	187.6							
3	4:47.413	112.354	2:10.287	1:26.277		186.0							
4	46:38.843	11.538		1:35.681	1:18.768	180.0							
5	4:29.906	119.642	2:00.835	1:23.623		182.5							
6	5:21.607	100.408		1:22.827	1:09.641	184.5							
7	4:25.941	121.425	2:00.295	1:22.239	1:03.407	<b>189.1</b>							
8	<b>4:23.802</b>	<b>122.410</b>	<b>1:59.365</b>	<b>1:21.238</b>	<b>1:03.199</b>	188.6							
<i>Ideal</i>	<i>4:23.802</i>	<i>122.410</i>	<i>1:59.365</i>	<i>1:21.238</i>	<i>1:03.199</i>	<i>189.1</i>							

### Qualifying Classification

Position

<b>4</b>		<b>34 Alastair SEELEY</b>											
SBK		Behind											
Best Time		4:24.521		Best Speed		122.077		On		6		Gp	
Lap	Lap Time	Lap Speed	Sector 1	Sector 2	Sector 3	Speed Trap							
1	5:23.783	98.177		1:30.426	1:10.921	190.7							
2	4:25.445	121.652	2:00.966	1:20.893	<b>1:03.586</b>	<b>195.7</b>							
3	5:28.694	98.243	2:33.377	1:29.005	1:26.312	190.2							
4	5:18.548	101.372	2:00.376	1:44.107		191.3							
5	41:28.947	12.974		1:28.838	1:10.033	192.4							
6	<b>4:24.521</b>	<b>122.077</b>		<b>1:20.820</b>	1:03.853	195.2							
7	10:03.648	53.495		1:28.349	1:29.383	187.6							
8	4:49.074	111.708	<b>2:00.284</b>	1:37.003	1:11.787	187.0							
<i>Ideal</i>	<i>4:24.690</i>	<i>121.999</i>	<i>2:00.284</i>	<i>1:20.820</i>	<i>1:03.586</i>	<i>195.7</i>							

<b>5</b>		<b>4 Michael RUTTER</b>											
SBK		Behind											
Best Time		4:24.583		Best Speed		122.049		On		8		Gp	
Lap	Lap Time	Lap Speed	Sector 1	Sector 2	Sector 3	Speed Trap							
1	5:07.080	103.517		1:25.457	1:09.323	190.7							
2	4:27.096	120.900	2:01.042	1:22.375	1:03.679	<b>196.3</b>							
3	4:33.913	117.891	2:00.969	1:25.655		195.7							
4	47:52.495	11.242		1:31.148	1:07.713	185.0							
5	4:26.550	121.148		1:22.290	1:03.667	191.3							
6	4:48.977	111.746	2:06.767	1:32.190	1:10.020	189.1							
7	4:41.847	114.573	2:04.727	1:29.514	1:07.606	191.3							
8	<b>4:24.583</b>	<b>122.049</b>	<b>1:59.861</b>	<b>1:21.648</b>	<b>1:03.074</b>	190.2							
<i>Ideal</i>	<i>4:24.583</i>	<i>122.049</i>	<i>1:59.861</i>	<i>1:21.648</i>	<i>1:03.074</i>	<i>196.3</i>							

<b>6</b>		<b>40 Martin JESSOPP</b>											
SBK		Behind											
Best Time		4:25.650		Best Speed		121.558		On		5		Gp	
Lap	Lap Time	Lap Speed	Sector 1	Sector 2	Sector 3	Speed Trap							
1	5:22.944	98.432		1:25.642	1:12.225	191.3							
2	4:28.278	120.368	2:01.973	1:22.212	1:04.093	192.9							
3	4:29.880	119.653	2:01.765	1:23.278	1:04.837	192.9							
4	47:43.788	11.276	45:09.486	1:25.899	1:08.403	190.7							
5	<b>4:25.650</b>	<b>121.558</b>	2:00.701	<b>1:21.234</b>	<b>1:03.715</b>	<b>193.5</b>							
6	4:27.439	120.745	<b>2:00.686</b>	1:22.252	1:04.501	190.7							
<i>Ideal</i>	<i>4:25.635</i>	<i>121.565</i>	<i>2:00.686</i>	<i>1:21.234</i>	<i>1:03.715</i>	<i>193.5</i>							



**Qualifying Classification**

Position

**7** 60 Peter HICKMAN

SBK Behind 2.462

Best Time 4:26.170 Best Speed 121.321 On 6 Gp

Lap	Lap Time	Lap Speed	Sector 1	Sector 2	Sector 3	Speed Trap
1	5:20.094	99.308		1:25.222	1:07.476	195.7
2	4:30.060	119.573	2:03.291	1:23.003	1:03.766	194.0
3	4:35.352	117.275	2:00.320	1:28.304		195.2
4	47:41.391	11.285		1:25.815	1:09.619	198.6
5	4:26.868	121.004		1:21.287	1:05.080	195.2
6	4:26.170	121.321	2:01.507	1:21.410	1:03.253	194.0
7	4:26.798	121.035	2:00.311	1:22.398	1:04.089	192.4
8	4:26.187	121.313	2:00.791	1:21.836	1:03.560	191.3
<i>Ideal</i>	4:24.851	121.925	2:00.311	1:21.287	1:03.253	198.6

**8** 6 William DUNLOP

SBK Behind 3.455

Best Time 4:27.163 Best Speed 120.870 On 5 Gp

Lap	Lap Time	Lap Speed	Sector 1	Sector 2	Sector 3	Speed Trap
1	5:20.675	99.128		1:25.144	1:09.486	180.5
2	4:30.183	119.519	2:03.240	1:22.898	1:04.045	190.2
3	4:31.083	119.122	2:01.919	1:23.961	1:05.203	185.0
4	47:45.346	11.270	45:09.945	1:25.653	1:09.748	182.5
5	4:27.163	120.870	2:00.993	1:21.621	1:04.549	197.5
6	4:28.414	120.307	2:02.162	1:22.122	1:04.130	185.0
7	9:39.715	55.703		1:23.993	1:07.890	190.7
<i>Ideal</i>	4:26.659	121.098	2:00.993	1:21.621	1:04.045	197.5

**9** 10 Conor CUMMINS

SBK Behind 3.697

Best Time 4:27.405 Best Speed 120.761 On 6 Gp

Lap	Lap Time	Lap Speed	Sector 1	Sector 2	Sector 3	Speed Trap
1	7:16.672	72.796		1:25.208	1:06.321	192.9
2	4:33.032	118.272	2:02.912	1:24.951	1:05.169	191.8
3	4:38.119	116.109	2:03.829	1:24.384		168.3
4	47:52.071	11.243		1:24.764		192.4
5	6:12.075	86.789		1:23.268	1:03.730	188.1
6	4:27.405	120.761	2:00.581	1:22.986	1:03.838	192.4
7	4:30.038	119.583	2:01.582	1:22.605	1:05.851	189.1
<i>Ideal</i>	4:26.916	120.982	2:00.581	1:22.605	1:03.730	192.9

**Qualifying Classification**

Position

**10** 13 Lee JOHNSTON

SBK Behind 4.676

Best Time 4:28.384 Best Speed 120.320 On 5 Gp

Lap	Lap Time	Lap Speed	Sector 1	Sector 2	Sector 3	Speed Trap
1	5:32.379	95.638		1:23.847	1:08.394	196.9
2	1:00:27.749	8.901	2:00.879	1:30.602	1:06.058	186.0
3	4:29.996	119.602	2:02.368	1:23.139	1:04.489	186.5
4	4:30.105	119.554	2:02.725	1:23.229	1:04.151	186.0
5	4:28.384	120.320	2:01.292	1:22.472	1:04.620	187.6
<i>Ideal</i>	4:27.502	120.717	2:00.879	1:22.472	1:04.151	196.9

**11** 37 James HILLIER

SBK Behind 5.374

Best Time 4:29.082 Best Speed 120.008 On 7 Gp

Lap	Lap Time	Lap Speed	Sector 1	Sector 2	Sector 3	Speed Trap
1	5:33.009	95.457		1:25.706	1:06.252	186.5
2	4:38.307	116.030	2:02.178	1:27.840		197.5
3	6:13.732	86.404		1:26.096	1:06.235	193.5
4	5:51.552	91.856	2:14.233	2:05.884		154.4
5	39:53.201	13.493		1:25.331	1:11.765	195.2
6	4:30.063	119.572		1:22.408	1:04.716	196.9
7	4:29.082	120.008	2:01.582	1:23.128	1:04.372	194.0
8	4:36.694	116.707	2:02.421	1:24.852		191.3
<i>Ideal</i>	4:28.362	120.330	2:01.582	1:22.408	1:04.372	197.5

**12** 1 David JOHNSON

SBK Behind 7.145

Best Time 4:30.853 Best Speed 119.223 On 6 Gp

Lap	Lap Time	Lap Speed	Sector 1	Sector 2	Sector 3	Speed Trap
1	5:36.500	94.467		1:24.506	1:07.550	192.4
2	4:34.603	117.595	2:03.029	1:24.777	1:06.797	195.7
3	4:53.410	110.058	2:04.636	1:29.223	1:19.551	190.2
4	5:27.743	98.528	2:06.550	1:49.017		183.5
5	41:36.030	12.937		1:24.450	1:09.610	194.0
6	4:30.853	119.223		1:22.930	1:05.341	195.7
7	4:30.945	119.183	2:03.027	1:22.971	1:04.947	195.2
8	4:44.470	113.516	2:05.943	1:26.702		189.1
<i>Ideal</i>	4:30.904	119.201	2:03.027	1:22.930	1:04.947	195.7



### SUPERBIKE

### Second Qualifying

Thursday, 17 May 2018

### DETAILED SECTOR ANALYSIS

#### Qualifying Classification

Position

<b>13</b>	<b>9 Ian HUTCHINSON</b>	SBK	Behind	<b>7.492</b>		
Best Time	<b>4:31.200</b>	Best Speed	<b>119.071</b>	On <b>5</b> Gp		
Lap	Lap Time	Lap Speed	Sector 1	Sector 2	Sector 3	Speed Trap
1	5:23.583	98.238		1:28.812	1:10.365	186.0
2	4:46.905	112.553	2:04.850	1:23.828		187.0
3	51:51.157	10.379		1:26.127	1:08.039	<b>190.7</b>
4	4:31.816	118.801		1:23.595	<b>1:05.212</b>	188.6
5	<b>4:31.200</b>	<b>119.071</b>	<b>2:02.875</b>	<b>1:22.979</b>	1:05.346	188.6
6	9:17.099	57.965		1:23.881	1:05.563	189.7
<i>Ideal</i>	<b>4:31.066</b>	<b>119.130</b>	<b>2:02.875</b>	<b>1:22.979</b>	<b>1:05.212</b>	<b>190.7</b>

<b>14</b>	<b>7 Gary JOHNSON</b>	SBK	Behind	<b>7.977</b>		
Best Time	<b>4:31.685</b>	Best Speed	<b>118.858</b>	On <b>2</b> Gp		
Lap	Lap Time	Lap Speed	Sector 1	Sector 2	Sector 3	Speed Trap
1	1:08:12.886	7.767		1:24.376	1:06.830	188.6
2	<b>4:31.685</b>	<b>118.858</b>	<b>2:02.776</b>	<b>1:23.544</b>	<b>1:05.365</b>	<b>190.2</b>
3	4:33.695	117.985	2:03.485	1:23.732	1:06.478	<b>190.2</b>
4	6:12.690	86.646	3:26.985	1:31.736		175.3
<i>Ideal</i>	<b>4:31.685</b>	<b>118.858</b>	<b>2:02.776</b>	<b>1:23.544</b>	<b>1:05.365</b>	<b>190.2</b>

<b>15</b>	<b>14 Dan KNEEN</b>	SBK	Behind	<b>8.268</b>		
Best Time	<b>4:31.976</b>	Best Speed	<b>118.731</b>	On <b>6</b> Gp		
Lap	Lap Time	Lap Speed	Sector 1	Sector 2	Sector 3	Speed Trap
1	5:24.981	97.815		1:24.961	1:16.709	188.1
2	4:35.871	117.055	<b>2:02.082</b>	1:29.299	<b>1:04.490</b>	<b>191.8</b>
3	5:01.425	107.131	2:29.221	1:23.956	1:08.248	187.0
4	7:19.894	73.409	2:43.488	2:54.669		185.5
5	39:33.574	13.605		1:26.442	1:05.307	189.7
6	<b>4:31.976</b>	<b>118.731</b>		<b>1:23.468</b>	1:04.753	184.5
7	4:51.663	110.717	2:04.473	1:29.898		188.1
8	7:35.109	70.954		1:31.813		187.0
<i>Ideal</i>	<b>4:30.040</b>	<b>119.582</b>	<b>2:02.082</b>	<b>1:23.468</b>	<b>1:04.490</b>	<b>191.8</b>

#### Qualifying Classification

Position

<b>16</b>	<b>62 Sam WEST</b>	SBK	Behind	<b>10.062</b>		
Best Time	<b>4:33.770</b>	Best Speed	<b>117.953</b>	On <b>7</b> Gp		
Lap	Lap Time	Lap Speed	Sector 1	Sector 2	Sector 3	Speed Trap
1	8:22.816	63.220		1:31.757	1:08.161	187.0
2	4:38.683	115.874	2:06.116	1:24.856	1:07.711	<b>188.6</b>
3	4:38.054	116.136	2:05.954	1:25.288	1:06.812	185.5
4	46:31.509	11.568		1:24.245	1:07.133	187.0
5	4:36.099	116.958	2:05.946	<b>1:24.238</b>	1:05.915	186.0
6	4:34.680	117.562	2:04.396	1:24.802	1:05.482	185.5
7	<b>4:33.770</b>	<b>117.953</b>	<b>2:04.012</b>	1:24.299	1:05.459	184.5
8	4:33.992	117.857	2:04.015	1:24.667	<b>1:05.310</b>	187.0
<i>Ideal</i>	<b>4:33.560</b>	<b>118.044</b>	<b>2:04.012</b>	<b>1:24.238</b>	<b>1:05.310</b>	<b>188.6</b>

<b>17</b>	<b>74 Davey TODD</b>	SBK	Behind	<b>11.308</b>		
Best Time	<b>4:35.016</b>	Best Speed	<b>117.419</b>	On <b>2</b> Gp		
Lap	Lap Time	Lap Speed	Sector 1	Sector 2	Sector 3	Speed Trap
1	5:27.511	97.059		1:25.386	1:06.940	174.0
2	<b>4:35.016</b>	<b>117.419</b>	<b>2:03.780</b>	1:25.357	<b>1:05.879</b>	187.0
3	4:37.055	116.554	2:04.755	1:25.770	1:06.530	186.0
4	5:35.837	96.154	2:06.053	1:39.630		185.0
5	41:53.193	12.849		<b>1:25.165</b>	1:08.150	182.5
6	5:16.685	101.969		1:26.339	1:08.226	<b>189.1</b>
7	4:43.292	113.988	2:09.504	1:27.101	1:06.687	152.7
8	5:09.925	104.193	2:32.768	1:27.405		183.5
<i>Ideal</i>	<b>4:34.824</b>	<b>117.501</b>	<b>2:03.780</b>	<b>1:25.165</b>	<b>1:05.879</b>	<b>189.1</b>

<b>18</b>	<b>20 Daniel COOPER</b>	SBK	Behind	<b>11.414</b>		
Best Time	<b>4:35.122</b>	Best Speed	<b>117.373</b>	On <b>5</b> Gp		
Lap	Lap Time	Lap Speed	Sector 1	Sector 2	Sector 3	Speed Trap
1	5:28.301	96.826		1:26.834	1:06.740	175.3
2	4:48.104	112.085	2:04.387	1:31.313		182.0
3	12:49.867	41.945		2:21.036		119.6
4	39:02.706	13.784		1:26.162	1:07.995	<b>183.5</b>
5	<b>4:35.122</b>	<b>117.373</b>	2:04.873	<b>1:24.922</b>	<b>1:05.327</b>	183.0
6	4:35.200	117.340	<b>2:04.290</b>	1:25.488	1:05.422	177.7
7	4:49.558	111.522	2:06.126	1:29.147		176.7
<i>Ideal</i>	<b>4:34.539</b>	<b>117.623</b>	<b>2:04.290</b>	<b>1:24.922</b>	<b>1:05.327</b>	<b>183.5</b>





### Qualifying Classification

Position

<b>19</b>	<b>52 James COWTON</b>	SBK	Behind	<b>15.538</b>		
Best Time	<b>4:39.246</b>	Best Speed	<b>115.640</b>	On <b>5</b> Gp		
Lap	Lap Time	Lap Speed	Sector 1	Sector 2	Sector 3	Speed Trap
1	9:18.674	56.899		1:27.149	1:07.871	181.5
2	4:46.618	112.666	2:08.048	1:27.399		181.0
3	10:20.734	52.022		2:13.989		100.8
4	39:27.232	13.641		1:25.951	1:07.407	181.5
5	<b>4:39.246</b>	<b>115.640</b>	<b>2:06.721</b>	1:25.418	1:07.107	180.0
6	4:39.850	115.390	2:07.733	<b>1:25.232</b>	<b>1:06.885</b>	<b>182.5</b>
<i>Ideal</i>	<i>4:38.838</i>	<i>115.809</i>	<i>2:06.721</i>	<i>1:25.232</i>	<i>1:06.885</i>	<i>182.5</i>

<b>20</b>	<b>11 Dominic HERBERTSON</b>	SBK	Behind	<b>15.632</b>		
Best Time	<b>4:39.340</b>	Best Speed	<b>115.601</b>	On <b>8</b> Gp		
Lap	Lap Time	Lap Speed	Sector 1	Sector 2	Sector 3	Speed Trap
1	6:08.921	86.165		1:33.563	1:10.419	<b>186.5</b>
2	4:42.656	114.245	<b>2:06.041</b>	1:28.426	1:08.189	184.5
3	4:55.528	109.269				183.5
4	46:45.837	11.509		1:29.069	1:08.139	179.1
5	4:45.148	113.246	2:09.907	<b>1:27.015</b>	1:08.226	169.6
6	4:40.033	115.315			<b>1:07.199</b>	179.1
7	4:39.683	115.459			1:07.257	185.5
8	<b>4:39.340</b>	<b>115.601</b>			1:07.202	184.5
<i>Ideal</i>	<i>4:40.255</i>	<i>115.224</i>	<i>2:06.041</i>	<i>1:27.015</i>	<i>1:07.199</i>	<i>186.5</i>

<b>21</b>	<b>29 Craig NEVE</b>	SBK	Behind	<b>16.465</b>		
Best Time	<b>4:40.173</b>	Best Speed	<b>115.257</b>	On <b>8</b> Gp		
Lap	Lap Time	Lap Speed	Sector 1	Sector 2	Sector 3	Speed Trap
1	5:42.539	92.801		1:26.867	1:09.115	186.5
2	5:50.145	92.225	2:08.492	2:32.613	1:09.040	185.0
3	5:18.218	101.478	2:07.535	1:48.335	1:22.348	173.1
4	6:28.451	83.130				112.4
5	39:10.937	13.736		1:27.410	1:10.651	184.0
6	4:43.024	114.096	2:08.991	1:26.715	<b>1:07.318</b>	<b>187.6</b>
7	4:42.363	114.363	2:07.472	1:26.608	1:08.283	185.0
8	<b>4:40.173</b>	<b>115.257</b>	<b>2:06.296</b>	<b>1:25.784</b>	1:08.093	185.0
9	4:40.806	114.998	2:06.740	1:26.425	1:07.641	185.5
<i>Ideal</i>	<i>4:39.398</i>	<i>115.577</i>	<i>2:06.296</i>	<i>1:25.784</i>	<i>1:07.318</i>	<i>187.6</i>

### Qualifying Classification

Position

<b>22</b>	<b>79 Bruce BIRNIE</b>	SBK	Behind	<b>18.901</b>		
Best Time	<b>4:42.609</b>	Best Speed	<b>114.264</b>	On <b>7</b> Gp		
Lap	Lap Time	Lap Speed	Sector 1	Sector 2	Sector 3	Speed Trap
1	7:22.893	71.774		1:38.435	1:10.143	174.9
2	4:49.909	111.387	2:11.864	1:28.708	1:09.337	180.0
3	4:50.099	111.314	2:13.259	1:27.653	1:09.187	182.5
4	7:13.664	74.463	3:15.831	2:21.982		98.3
5	48:49.908	11.022		1:28.487	1:09.665	180.5
6	4:43.720	113.816	<b>2:08.584</b>	1:27.183	1:07.953	<b>183.0</b>
7	<b>4:42.609</b>	<b>114.264</b>	2:09.229	<b>1:25.727</b>	<b>1:07.653</b>	175.3
<i>Ideal</i>	<i>4:41.964</i>	<i>114.525</i>	<i>2:08.584</i>	<i>1:25.727</i>	<i>1:07.653</i>	<i>183.0</i>

<b>23</b>	<b>19 Kris DUNCAN</b>	SBK	Behind	<b>21.514</b>		
Best Time	<b>4:45.222</b>	Best Speed	<b>113.217</b>	On <b>3</b> Gp		
Lap	Lap Time	Lap Speed	Sector 1	Sector 2	Sector 3	Speed Trap
1	6:02.504	87.690		<b>1:27.441</b>	<b>1:10.479</b>	<b>175.8</b>
2	4:46.568	112.685				0.0
3	<b>4:45.222</b>	<b>113.217</b>				0.0
<i>Ideal</i>	<i>0.000</i>	<i>0.000</i>		<i>1:27.441</i>	<i>1:10.479</i>	<i>175.8</i>

<b>24</b>	<b>33 Adrian CLARK</b>	SBK	Behind	<b>21.536</b>		
Best Time	<b>4:45.244</b>	Best Speed	<b>113.208</b>	On <b>6</b> Gp		
Lap	Lap Time	Lap Speed	Sector 1	Sector 2	Sector 3	Speed Trap
1	7:44.135	68.489		1:31.631	1:10.680	183.0
2	4:48.594	111.894	2:10.078	1:28.876	1:09.640	185.0
3	4:47.940	112.148	2:09.594	1:29.700	<b>1:08.646</b>	183.5
4	7:15.128	74.213	3:12.357	2:15.838		102.2
5	40:19.252	13.348		1:30.786	1:10.911	183.0
6	<b>4:45.244</b>	<b>113.208</b>	2:08.418	<b>1:27.981</b>	1:08.845	<b>186.5</b>
7	4:45.536	113.093	<b>2:08.299</b>	1:28.003	1:09.234	186.0
<i>Ideal</i>	<i>4:44.926</i>	<i>113.335</i>	<i>2:08.299</i>	<i>1:27.981</i>	<i>1:08.646</i>	<i>186.5</i>



**SUPERBIKE**

**Second Qualifying**

Thursday, 17 May 2018

**DETAILED SECTOR ANALYSIS**

**Qualifying Classification**

Position

**25 182 Xavier DENIS**

SBK Behind **23.011**

Best Time **4:46.719** Best Speed **112.626** On **7** Gp

Lap	Lap Time	Lap Speed	Sector 1	Sector 2	Sector 3	Speed Trap
1	6:52.197	77.118		1:30.535	1:10.018	161.5
2	4:58.270	108.264	2:14.320	1:31.113		<b>186.0</b>
3	6:31.904	82.398		1:28.103		178.6
4	44:10.383	12.184		1:27.752	1:09.503	184.0
5	4:51.753	110.683	2:11.814	1:29.084	1:10.855	181.0
6	4:46.786	112.600	2:11.028	<b>1:27.265</b>	<b>1:08.493</b>	184.0
7	<b>4:46.719</b>	<b>112.626</b>	<b>2:09.750</b>	1:27.469	1:09.500	183.5
8	4:47.621	112.273	2:10.712	1:27.484	1:09.425	181.0
<i>Ideal</i>	<i>4:45.508</i>	<i>113.104</i>	<i>2:09.750</i>	<i>1:27.265</i>	<i>1:08.493</i>	<i>186.0</i>

**26 49 Raul TORRAS**

SBK Behind **23.347**

Best Time **4:47.055** Best Speed **112.494** On **7** Gp

Lap	Lap Time	Lap Speed	Sector 1	Sector 2	Sector 3	Speed Trap
1	6:11.524	85.561		1:28.864	1:13.366	<b>186.0</b>
2	4:49.740	111.452	2:10.745	1:29.619	1:09.376	182.0
3	4:51.817	110.658	2:12.981	1:28.953	1:09.883	169.6
4	6:21.626	84.617	2:18.887	2:21.922		175.8
5	41:56.188	12.834		1:28.617	<b>1:09.025</b>	179.5
6	4:53.655	109.966	<b>2:09.522</b>	1:35.016	1:09.117	177.2
7	<b>4:47.055</b>	<b>112.494</b>	2:10.259	<b>1:27.507</b>	1:09.289	179.1
<i>Ideal</i>	<i>4:46.054</i>	<i>112.888</i>	<i>2:09.522</i>	<i>1:27.507</i>	<i>1:09.025</i>	<i>186.0</i>

**27 88 Forest DUNN**

SBK Behind **23.663**

Best Time **4:47.371** Best Speed **112.370** On **6** Gp

Lap	Lap Time	Lap Speed	Sector 1	Sector 2	Sector 3	Speed Trap
1	6:15.046	84.758		1:29.167	1:10.727	<b>179.1</b>
2	4:49.489	111.548	2:10.291	1:29.848	1:09.350	<b>179.1</b>
3	4:48.256	112.025	<b>2:09.892</b>	1:28.779	1:09.585	166.7
4	6:26.244	83.605	2:17.944	2:26.186		176.3
5	40:52.299	13.168		1:30.444	1:10.107	175.8
6	<b>4:47.371</b>	<b>112.370</b>	2:10.161	<b>1:28.251</b>	<b>1:08.959</b>	173.5
7	4:52.539	110.385	2:11.339	1:29.587		169.6
<i>Ideal</i>	<i>4:47.102</i>	<i>112.476</i>	<i>2:09.892</i>	<i>1:28.251</i>	<i>1:08.959</i>	<i>179.1</i>

**Qualifying Classification**

Position

**28 80 Darren COOPER**

SBK Behind **23.876**

Best Time **4:47.584** Best Speed **112.287** On **2** Gp

Lap	Lap Time	Lap Speed	Sector 1	Sector 2	Sector 3	Speed Trap
1	5:29.534	96.463		1:28.250	1:08.447	185.0
2	<b>4:47.584</b>	<b>112.287</b>	<b>2:07.087</b>	1:30.274		<b>188.6</b>
3	7:00.420	76.809		<b>1:27.146</b>	<b>1:06.856</b>	182.0
4	7:01.300	76.648	3:06.550	2:18.101		104.6
5	38:02.445	14.148		1:27.196	1:09.163	182.0
6	5:03.420	106.427		1:32.992		181.0
<i>Ideal</i>	<i>4:41.089</i>	<i>114.882</i>	<i>2:07.087</i>	<i>1:27.146</i>	<i>1:06.856</i>	<i>188.6</i>

**29 97 Seamus ELLIOTT**

SBK Behind **24.007**

Best Time **4:47.715** Best Speed **112.236** On **3** Gp

Lap	Lap Time	Lap Speed	Sector 1	Sector 2	Sector 3	Speed Trap
1	6:52.937	76.980		<b>1:28.148</b>	1:08.685	<b>186.0</b>
2	4:49.217	111.653	2:12.608	1:28.199	<b>1:08.410</b>	184.5
3	<b>4:47.715</b>	<b>112.236</b>	<b>2:10.130</b>	1:28.331	1:09.254	181.0
4	6:41.480	80.432	2:45.543	2:18.948		110.2
<i>Ideal</i>	<i>4:46.688</i>	<i>112.638</i>	<i>2:10.130</i>	<i>1:28.148</i>	<i>1:08.410</i>	<i>186.0</i>

**30 26 Mike NORBURY**

SBK Behind **25.355**

Best Time **4:49.063** Best Speed **111.713** On **8** Gp

Lap	Lap Time	Lap Speed	Sector 1	Sector 2	Sector 3	Speed Trap
1	6:05.033	87.083		1:32.549	1:12.553	168.7
2	4:57.426	108.572	2:12.157	1:32.578	1:12.691	<b>182.0</b>
3	4:52.251	110.494	2:12.500	1:29.949	1:09.802	172.2
4	6:25.530	83.760	2:18.335	2:24.477		171.3
5	40:52.274	13.168		1:29.193	1:10.425	169.2
6	4:54.639	109.599	2:11.588	1:32.744	1:10.307	167.5
7	4:50.879	111.015	2:11.846	1:29.342	1:09.691	173.5
8	<b>4:49.063</b>	<b>111.713</b>	<b>2:10.640</b>	<b>1:29.114</b>	<b>1:09.309</b>	170.0
9	4:51.377	110.825	2:11.941	1:29.601	1:09.835	170.9
<i>Ideal</i>	<i>4:49.063</i>	<i>111.713</i>	<i>2:10.640</i>	<i>1:29.114</i>	<i>1:09.309</i>	<i>182.0</i>



## SUPERBIKE

### Second Qualifying

Thursday, 17 May 2018

## DETAILED SECTOR ANALYSIS



### Qualifying Classification

Position

<b>31</b>	<b>42 Joey den BESTEN</b>	SBK	Behind	<b>25.608</b>		
Best Time	<b>4:49.316</b>	Best Speed	<b>111.615</b>	On <b>8</b> Gp		
Lap	Lap Time	Lap Speed	Sector 1	Sector 2	Sector 3	Speed Trap
1	6:11.205	85.635		1:32.576	1:13.739	167.1
2	4:59.273	107.901	2:15.364	1:32.314	1:11.595	165.4
3	4:55.381	109.323	2:13.624	1:31.475	1:10.282	<b>181.0</b>
4	6:17.529	85.535	2:16.781	2:21.434		<b>181.0</b>
5	41:12.239	13.062		1:31.296	1:10.639	165.8
6	4:51.747	110.685	2:10.815	1:30.006	1:10.926	<b>181.0</b>
7	4:50.289	111.241	2:12.581	<b>1:28.185</b>	<b>1:09.523</b>	180.0
8	<b>4:49.316</b>	<b>111.615</b>	<b>2:10.639</b>	1:28.545	1:10.132	179.1
9	4:50.443	111.182	2:11.446	1:28.689	1:10.308	179.1
<i>Ideal</i>	<i>4:48.347</i>	<i>111.990</i>	<i>2:10.639</i>	<i>1:28.185</i>	<i>1:09.523</i>	<i>181.0</i>

<b>32</b>	<b>55 Donald MacFADYEN</b>	SBK	Behind	<b>28.344</b>		
Best Time	<b>4:52.052</b>	Best Speed	<b>110.569</b>	On <b>7</b> Gp		
Lap	Lap Time	Lap Speed	Sector 1	Sector 2	Sector 3	Speed Trap
1	6:30.595	81.384		1:32.253	1:13.050	170.9
2	4:54.748	109.558	2:13.624	1:30.030	1:11.094	<b>183.5</b>
3	4:53.537	110.010	2:12.831	1:29.927	<b>1:10.779</b>	181.0
4	6:31.113	82.564	2:34.786	2:13.553		115.3
5	40:55.060	13.153		1:32.016	1:12.988	174.0
6	5:00.261	107.546	<b>2:12.687</b>	1:36.351	1:11.223	180.5
7	<b>4:52.052</b>	<b>110.569</b>	2:13.004	<b>1:28.179</b>	1:10.869	182.0
<i>Ideal</i>	<i>4:51.645</i>	<i>110.724</i>	<i>2:12.687</i>	<i>1:28.179</i>	<i>1:10.779</i>	<i>183.5</i>

<b>33</b>	<b>45 Nadieh SCHOOTS</b>	SBK	Behind	<b>28.646</b>		
Best Time	<b>4:52.354</b>	Best Speed	<b>110.455</b>	On <b>6</b> Gp		
Lap	Lap Time	Lap Speed	Sector 1	Sector 2	Sector 3	Speed Trap
1	6:04.281	87.262		1:31.001	1:12.544	164.6
2	4:56.502	108.910	2:12.611	1:32.001	1:11.890	<b>184.0</b>
3	4:53.267	110.111	2:13.226	1:30.169	<b>1:09.872</b>	178.6
4	6:22.016	84.530	2:18.670	2:21.469		183.5
5	41:04.242	13.104		1:29.565	1:10.626	183.0
6	<b>4:52.354</b>	<b>110.455</b>	<b>2:12.138</b>	<b>1:29.304</b>	1:10.912	172.2
7	4:56.644	108.858	2:12.553	1:29.720		179.1
<i>Ideal</i>	<i>4:51.314</i>	<i>110.849</i>	<i>2:12.138</i>	<i>1:29.304</i>	<i>1:09.872</i>	<i>184.0</i>

### Qualifying Classification

Position

<b>34</b>	<b>38 Paul WILLIAMS</b>	SBK	Behind	<b>29.308</b>		
Best Time	<b>4:53.016</b>	Best Speed	<b>110.206</b>	On <b>7</b> Gp		
Lap	Lap Time	Lap Speed	Sector 1	Sector 2	Sector 3	Speed Trap
1	7:43.130	68.637		1:33.211	1:12.503	181.5
2	4:56.256	109.000	2:13.272	1:31.748	1:11.236	183.0
3	4:54.233	109.750	<b>2:11.070</b>	1:32.305	1:10.858	184.0
4	44:58.558	11.966	42:17.664	1:30.260	1:10.634	170.0
5	4:54.128	109.789	2:11.641	1:31.026	1:11.461	174.9
6	4:53.785	109.917	2:13.211	<b>1:30.147</b>	<b>1:10.427</b>	165.4
7	<b>4:53.016</b>	<b>110.206</b>	2:11.624	1:30.808	1:10.584	<b>184.5</b>
8	4:54.030	109.826	2:12.135	1:31.351	1:10.544	179.5
<i>Ideal</i>	<i>4:51.644</i>	<i>110.724</i>	<i>2:11.070</i>	<i>1:30.147</i>	<i>1:10.427</i>	<i>184.5</i>

<b>35</b>	<b>54 Sam JOHNSON</b>	SBK	Behind	<b>29.540</b>		
Best Time	<b>4:53.248</b>	Best Speed	<b>110.118</b>	On <b>6</b> Gp		
Lap	Lap Time	Lap Speed	Sector 1	Sector 2	Sector 3	Speed Trap
1	6:13.830	85.033		1:34.252	1:13.292	174.4
2	4:57.033	108.715	2:12.897	1:33.022	1:11.114	177.7
3	5:05.983	105.535	2:22.250	1:30.654		172.6
4	46:14.178	11.640		1:30.599	<b>1:10.591</b>	<b>178.1</b>
5	4:54.639	109.599		1:32.274	1:11.520	174.0
6	<b>4:53.248</b>	<b>110.118</b>	<b>2:12.555</b>	<b>1:29.307</b>	1:11.386	174.4
7	5:08.397	104.709	2:14.137	1:37.717		175.8
<i>Ideal</i>	<i>4:52.453</i>	<i>110.418</i>	<i>2:12.555</i>	<i>1:29.307</i>	<i>1:10.591</i>	<i>178.1</i>

<b>36</b>	<b>66 Chris GREEN</b>	SBK	Behind	<b>31.313</b>		
Best Time	<b>4:55.021</b>	Best Speed	<b>109.457</b>	On <b>6</b> Gp		
Lap	Lap Time	Lap Speed	Sector 1	Sector 2	Sector 3	Speed Trap
1	5:40.191	93.442		1:31.165	1:12.644	179.1
2	4:58.490	108.185	<b>2:13.307</b>	1:33.898	<b>1:11.285</b>	<b>179.5</b>
3	4:58.324	108.245	2:14.147	1:31.831	1:12.346	174.4
4	6:36.966	81.347	2:13.466	2:39.719		175.8
5	40:16.221	13.365		<b>1:30.848</b>	1:12.078	178.1
6	<b>4:55.021</b>	<b>109.457</b>		1:31.010	1:11.487	177.7
7	4:57.629	108.497	2:13.937	1:31.799	1:11.893	173.5
8	4:58.627	108.135	2:15.201	1:31.665	1:11.761	172.6
9	4:57.259	108.633	2:14.400	1:31.216	1:11.643	173.1
<i>Ideal</i>	<i>4:55.440</i>	<i>109.301</i>	<i>2:13.307</i>	<i>1:30.848</i>	<i>1:11.285</i>	<i>179.5</i>





**SUPERBIKE**

**Second Qualifying**

Thursday, 17 May 2018

**DETAILED SECTOR ANALYSIS**

**Qualifying Classification**

Position

**37 43 Stephen DEGNAN**

SBK Behind **43.519**

Best Time **5:07.227** Best Speed **105.108** On **9** Gp

Lap	Lap Time	Lap Speed	Sector 1	Sector 2	Sector 3	Speed Trap
1	6:50.724	77.395		1:37.208	1:20.683	<b>166.7</b>
2	5:12.998	103.170	2:20.283	1:35.444	1:17.271	163.4
3	5:12.397	103.368	2:20.424	1:35.695	1:16.278	162.6
4	7:18.729	73.604	3:16.053	2:13.944		101.4
5	38:34.455	13.952		1:36.830	1:17.586	165.8
6	5:12.763	103.248		1:35.488	1:16.594	161.5
7	5:12.433	103.357	2:21.686	1:34.551	1:16.196	160.7
8	5:09.739	104.256	2:20.277	1:34.155	1:15.307	164.6
9	<b>5:07.227</b>	<b>105.108</b>	<b>2:18.960</b>	<b>1:33.153</b>	<b>1:15.114</b>	163.4
<i>Ideal</i>	<i>5:07.227</i>	<i>105.108</i>	<i>2:18.960</i>	<i>1:33.153</i>	<i>1:15.114</i>	<i>166.7</i>

**38 24 Andy SELLARS**

SBK Behind **43.709**

Best Time **5:07.417** Best Speed **105.043** On **8** Gp

Lap	Lap Time	Lap Speed	Sector 1	Sector 2	Sector 3	Speed Trap
1	6:21.712	83.277		1:36.475	1:16.352	158.8
2	5:14.566	102.656	2:21.721	1:36.955	1:15.890	172.2
3	5:13.859	102.887	2:21.153	1:36.265	1:16.441	<b>174.9</b>
4	6:47.104	79.321				118.3
5	39:33.285	13.606		1:36.593	1:17.492	155.1
6	5:12.369	103.378	2:21.529	1:34.759	1:16.081	159.9
7	5:12.555	103.316	2:22.324	1:34.588	1:15.643	150.6
8	<b>5:07.417</b>	<b>105.043</b>	2:20.107	<b>1:32.537</b>	<b>1:14.773</b>	149.6
9	5:07.954	104.860	<b>2:19.384</b>	1:33.365	1:15.205	170.5
<i>Ideal</i>	<i>5:06.694</i>	<i>105.291</i>	<i>2:19.384</i>	<i>1:32.537</i>	<i>1:14.773</i>	<i>174.9</i>

**Non Qualifiers**

Position

**27 Laurent HOFFMANN**

SBK Behind **22.568**

Best Time **4:46.276** Best Speed **112.800** On **3** Gp

Lap	Lap Time	Lap Speed	Sector 1	Sector 2	Sector 3	Speed Trap
1	19:05.858	27.742		1:30.378		187.6
2	43:23.008	12.406		1:28.326	1:09.652	173.5
3	<b>4:46.276</b>	<b>112.800</b>	<b>2:09.659</b>	<b>1:28.275</b>	<b>1:08.342</b>	<b>188.1</b>
4	5:12.299	103.401	2:09.963	1:41.099		186.5
<i>Ideal</i>	<i>4:46.276</i>	<i>112.800</i>	<i>2:09.659</i>	<i>1:28.275</i>	<i>1:08.342</i>	<i>188.1</i>

**Non Qualifiers**

Position

**18 Marty LENNON**

SBK Behind **31.057**

Best Time **4:54.765** Best Speed **109.552** On **2** Gp

Lap	Lap Time	Lap Speed	Sector 1	Sector 2	Sector 3	Speed Trap
1	6:30.866	81.327		1:32.609	1:12.818	168.3
2	<b>4:54.765</b>	<b>109.552</b>	<b>2:13.868</b>	<b>1:30.336</b>	<b>1:10.561</b>	<b>188.1</b>
3	5:12.004	103.499	2:16.417	1:42.046		172.6
<i>Ideal</i>	<i>4:54.765</i>	<i>109.552</i>	<i>2:13.868</i>	<i>1:30.336</i>	<i>1:10.561</i>	<i>188.1</i>

**32 Toni RECHBERGER**

SBK Behind **41.010**

Best Time **5:04.718** Best Speed **105.973** On **2** Gp

Lap	Lap Time	Lap Speed	Sector 1	Sector 2	Sector 3	Speed Trap
1	8:18.276	63.796		1:38.856	1:14.923	170.9
2	<b>5:04.718</b>	<b>105.973</b>	<b>2:18.269</b>	<b>1:33.683</b>	<b>1:12.766</b>	<b>173.5</b>
3	5:14.749	102.596	2:19.842	1:34.406		166.7
<i>Ideal</i>	<i>5:04.718</i>	<i>105.973</i>	<i>2:18.269</i>	<i>1:33.683</i>	<i>1:12.766</i>	<i>173.5</i>

**119 Jean Pierre POLET**

SBK Behind **2:28.295**

Best Time **6:52.003** Best Speed **78.378** On **1** Gp

Lap	Lap Time	Lap Speed	Sector 1	Sector 2	Sector 3	Speed Trap
1	<b>6:52.003</b>	77.155		<b>1:45.021</b>		<b>181.0</b>
<i>Ideal</i>	<i>0.000</i>	<i>0.000</i>		<i>1:45.021</i>		<i>181.0</i>

**65 Michael SWEENEY**

SBK Behind **2:37.279**

Best Time **7:00.987** Best Speed **76.705** On **1** Gp

Lap	Lap Time	Lap Speed	Sector 1	Sector 2	Sector 3	Speed Trap
1	<b>7:00.987</b>	75.508		<b>1:27.615</b>		<b>184.0</b>
<i>Ideal</i>	<i>0.000</i>	<i>0.000</i>		<i>1:27.615</i>		<i>184.0</i>



# VAUXHALL International NORTH WEST 200

## SUPERBIKE

### Second Qualifying

# SECTOR ANALYSIS

Perfect Lap (sum of best sectors) = 4:22.804



SECTOR 1 FINISH - BALLYALLY			SECTOR 2 BALLYALLY - METROPOLE		SECTOR 3 METROPOLE - FINISH		IDEAL / BEST COMPARISON								
Pos	No	Name	Time	No	Name	Time	Pos	No	Name	Ideal Time	Best Tim	Diff			
1	2	Glenn IRWIN	1:58.910	34	Alastair SEELEY	1:20.820	4	Michael RUTTER	1:03.074	1	2	Glenn IRWIN	4:23.508	4:23.708	0.200
2	8	Dean HARRISON	1:59.038	2	Glenn IRWIN	1:21.197	3	Michael DUNLOP	1:03.199	2	8	Dean HARRISON	4:23.774	4:23.774	0.000
3	3	Michael DUNLOP	1:59.365	40	Martin JESSOPP	1:21.234	60	Peter HICKMAN	1:03.253	3	3	Michael DUNLOP	4:23.802	4:23.802	0.000
4	4	Michael RUTTER	1:59.861	3	Michael DUNLOP	1:21.238	2	Glenn IRWIN	1:03.401	4	34	Alastair SEELEY	4:24.690	4:24.521	0.169
5	34	Alastair SEELEY	2:00.284	60	Peter HICKMAN	1:21.287	8	Dean HARRISON	1:03.426	5	4	Michael RUTTER	4:24.583	4:24.583	0.000
6	60	Peter HICKMAN	2:00.311	8	Dean HARRISON	1:21.310	34	Alastair SEELEY	1:03.586	6	40	Martin JESSOPP	4:25.635	4:25.650	0.015
7	10	Conor CUMMINS	2:00.581	6	William DUNLOP	1:21.621	40	Martin JESSOPP	1:03.715	7	60	Peter HICKMAN	4:24.851	4:26.170	1.319
8	40	Martin JESSOPP	2:00.686	4	Michael RUTTER	1:21.648	10	Conor CUMMINS	1:03.730	8	6	William DUNLOP	4:26.659	4:27.163	0.504
9	13	Lee JOHNSTON	2:00.879	37	James HILLIER	1:22.408	6	William DUNLOP	1:04.045	9	10	Conor CUMMINS	4:26.916	4:27.405	0.489
10	6	William DUNLOP	2:00.993	13	Lee JOHNSTON	1:22.472	13	Lee JOHNSTON	1:04.151	10	13	Lee JOHNSTON	4:27.502	4:28.384	0.882
11	37	James HILLIER	2:01.582	10	Conor CUMMINS	1:22.605	37	James HILLIER	1:04.372	11	37	James HILLIER	4:28.362	4:29.082	0.720
12	14	Dan KNEEN	2:02.082	1	David JOHNSON	1:22.930	14	Dan KNEEN	1:04.490	12	1	David JOHNSON	4:30.904	4:30.853	0.051
13	7	Gary JOHNSON	2:02.776	9	Ian HUTCHINSON	1:22.979	1	David JOHNSON	1:04.947	13	9	Ian HUTCHINSON	4:31.066	4:31.200	0.134
14	9	Ian HUTCHINSON	2:02.875	14	Dan KNEEN	1:23.468	9	Ian HUTCHINSON	1:05.212	14	7	Gary JOHNSON	4:31.685	4:31.685	0.000
15	1	David JOHNSON	2:03.027	7	Gary JOHNSON	1:23.544	62	Sam WEST	1:05.310	15	14	Dan KNEEN	4:30.040	4:31.976	1.936
16	74	Davey TODD	2:03.780	62	Sam WEST	1:24.238	20	Daniel COOPER	1:05.327	16	62	Sam WEST	4:33.560	4:33.770	0.210
17	62	Sam WEST	2:04.012	20	Daniel COOPER	1:24.922	7	Gary JOHNSON	1:05.365	17	74	Davey TODD	4:34.824	4:35.016	0.192
18	20	Daniel COOPER	2:04.290	74	Davey TODD	1:25.165	74	Davey TODD	1:05.879	18	20	Daniel COOPER	4:34.539	4:35.122	0.583
19	11	Dominic HERBERTSON	2:06.041	52	James COWTON	1:25.232	80	Darren COOPER	1:06.856	19	52	James COWTON	4:38.838	4:39.246	0.408
20	29	Craig NEVE	2:06.296	79	Bruce BIRNIE	1:25.727	52	James COWTON	1:06.885	20	11	Dominic HERBERTSON	4:40.255	4:39.340	0.915
21	52	James COWTON	2:06.721	29	Craig NEVE	1:25.784	11	Dominic HERBERTSON	1:07.199	21	29	Craig NEVE	4:39.398	4:40.173	0.775
22	80	Darren COOPER	2:07.087	11	Dominic HERBERTSON	1:27.015	29	Craig NEVE	1:07.318	22	79	Bruce BIRNIE	4:41.964	4:42.609	0.645
23	33	Adrian CLARK	2:08.299	80	Darren COOPER	1:27.146	79	Bruce BIRNIE	1:07.653	23	19	Kris DUNCAN		4:45.222	
24	79	Bruce BIRNIE	2:08.584	182	Xavier DENIS	1:27.265	27	Laurent HOFFMANN	1:08.342	24	33	Adrian CLARK	4:44.926	4:45.244	0.318
25	49	Raul TORRAS	2:09.522	19	Kris DUNCAN	1:27.441	97	Seamus ELLIOTT	1:08.410	25	27	Laurent HOFFMANN	4:46.276	4:46.276	0.000
26	27	Laurent HOFFMANN	2:09.659	49	Raul TORRAS	1:27.507	182	Xavier DENIS	1:08.493	26	182	Xavier DENIS	4:45.508	4:46.719	1.211
27	182	Xavier DENIS	2:09.750	65	Michael SWEENEY	1:27.615	33	Adrian CLARK	1:08.646	27	49	Raul TORRAS	4:46.054	4:47.055	1.001
28	88	Forest DUNN	2:09.892	33	Adrian CLARK	1:27.981	88	Forest DUNN	1:08.959	28	88	Forest DUNN	4:47.102	4:47.371	0.269
29	97	Seamus ELLIOTT	2:10.130	97	Seamus ELLIOTT	1:28.148	49	Raul TORRAS	1:09.025	29	80	Darren COOPER	4:41.089	4:47.584	6.495
30	42	Joey den BESTEN	2:10.639	55	Donald MacFADYEN	1:28.179	26	Mike NORBURY	1:09.309	30	97	Seamus ELLIOTT	4:46.688	4:47.715	1.027
31	26	Mike NORBURY	2:10.640	42	Joey den BESTEN	1:28.185	42	Joey den BESTEN	1:09.523	31	26	Mike NORBURY	4:49.063	4:49.063	0.000
32	38	Paul WILLIAMS	2:11.070	88	Forest DUNN	1:28.251	45	Nadieh SCHOOTS	1:09.872	32	42	Joey den BESTEN	4:48.347	4:49.316	0.969
33	45	Nadieh SCHOOTS	2:12.138	27	Laurent HOFFMANN	1:28.275	38	Paul WILLIAMS	1:10.427	33	55	Donald MacFADYEN	4:51.645	4:52.052	0.407
34	54	Sam JOHNSON	2:12.555	26	Mike NORBURY	1:29.114	19	Kris DUNCAN	1:10.479	34	45	Nadieh SCHOOTS	4:51.314	4:52.354	1.040
35	55	Donald MacFADYEN	2:12.687	45	Nadieh SCHOOTS	1:29.304	18	Marty LENNON	1:10.561	35	38	Paul WILLIAMS	4:51.644	4:53.016	1.372
36	66	Chris GREEN	2:13.307	54	Sam JOHNSON	1:29.307	54	Sam JOHNSON	1:10.591	36	54	Sam JOHNSON	4:52.453	4:53.248	0.795
37	18	Marty LENNON	2:13.868	38	Paul WILLIAMS	1:30.147	55	Donald MacFADYEN	1:10.779	37	18	Marty LENNON	4:54.765	4:54.765	0.000
38	32	Toni RECHBERGER	2:18.269	18	Marty LENNON	1:30.336	66	Chris GREEN	1:11.285	38	66	Chris GREEN	4:55.440	4:55.021	0.419
39	43	Stephen DEGNAN	2:18.960	66	Chris GREEN	1:30.848	32	Toni RECHBERGER	1:12.766	39	32	Toni RECHBERGER	5:04.718	5:04.718	0.000
40	24	Andy SELLARS	2:19.384	24	Andy SELLARS	1:32.537	24	Andy SELLARS	1:14.773	40	43	Stephen DEGNAN	5:07.227	5:07.227	0.000
				43	Stephen DEGNAN	1:33.153	43	Stephen DEGNAN	1:15.114	41	24	Andy SELLARS	5:06.694	5:07.417	0.723
				32	Toni RECHBERGER	1:33.683									
				119	Jean Pierre POLET	1:45.021									

# VAUXHALL International NORTH WEST 200

## SUPERBIKE

Second Qualifying  
Thursday, 17 May 2018



# SPEED TRAP North West 200® ON APPROACH TO UNIVERSITY

Class	No/Name	Fastest	Lap 1	Lap 2	Lap 3	Lap 4	Lap 5	Lap 6	Lap 7	Lap 8	Lap 9	Lap 10	Lap 11	Lap 12
SBK	2 Glenn IRWIN	<b>199.8</b>	186.0	194.6	194.6	195.2	194.6	<u>199.8</u>	197.5	183.0	192.9			
SBK	60 Peter HICKMAN	<b>198.6</b>	195.7	194.0	195.2	<u>198.6</u>	195.2	194.0	192.4	191.3				
SBK	37 James HILLIER	<b>197.5</b>	186.5	<u>197.5</u>	193.5	154.4	195.2	196.9	194.0	191.3				
SBK	6 William DUNLOP	<b>197.5</b>	180.5	190.2	185.0	182.5	<u>197.5</u>	185.0	190.7					
SBK	13 Lee JOHNSTON	<b>196.9</b>	<u>196.9</u>	186.0	186.5	186.0	187.6							
SBK	4 Michael RUTTER	<b>196.3</b>	190.7	<u>196.3</u>	195.7	185.0	191.3	189.1	191.3	190.2				
SBK	34 Alastair SEELEY	<b>195.7</b>	190.7	<u>195.7</u>	190.2	191.3	192.4	195.2	187.6	187.0				
SBK	1 David JOHNSON	<b>195.7</b>	192.4	<u>195.7</u>	190.2	183.5	194.0	<u>195.7</u>	195.2	189.1				
SBK	40 Martin JESSOPP	<b>193.5</b>	191.3	192.9	192.9	190.7	<u>193.5</u>	190.7						
SBK	8 Dean HARRISON	<b>192.9</b>	189.1	<u>192.9</u>	189.7	192.4	189.7	190.7	188.6	183.5	188.1			
SBK	10 Conor CUMMINS	<b>192.9</b>	<u>192.9</u>	191.8	168.3	192.4	188.1	192.4	189.1					
SBK	14 Dan KNEEN	<b>191.8</b>	188.1	<u>191.8</u>	187.0	185.5	189.7	184.5	188.1	187.0				
SBK	9 Ian HUTCHINSON	<b>190.7</b>	186.0	187.0	<u>190.7</u>	188.6	188.6	189.7						
SBK	7 Gary JOHNSON	<b>190.2</b>	188.6	<u>190.2</u>	<u>190.2</u>	175.3								
SBK	74 Davey TODD	<b>189.1</b>	174.0	187.0	186.0	185.0	182.5	<u>189.1</u>	152.7	183.5				
SBK	3 Michael DUNLOP	<b>189.1</b>	184.5	187.6	186.0	180.0	182.5	184.5	<u>189.1</u>	188.6				
SBK	62 Sam WEST	<b>188.6</b>	187.0	<u>188.6</u>	185.5	187.0	186.0	185.5	184.5	187.0				
SBK	80 Darren COOPER	<b>188.6</b>	185.0	<u>188.6</u>	182.0	104.6	182.0	181.0						
SBK	18 Marty LENNON	<b>188.1</b>	168.3	<u>188.1</u>	172.6									
SBK	27 Laurent HOFFMANN	<b>188.1</b>	187.6	173.5	<u>188.1</u>	186.5								
SBK	29 Craig NEVE	<b>187.6</b>	186.5	185.0	173.1	112.4	184.0	<u>187.6</u>	185.0	185.0	185.5			
SBK	33 Adrian CLARK	<b>186.5</b>	183.0	185.0	183.5	102.2	183.0	<u>186.5</u>	186.0					
SBK	11 Dominic HERBERTSON	<b>186.5</b>	<u>186.5</u>	184.5	183.5	179.1	169.6	179.1	185.5	184.5				
SBK	182 Xavier DENIS	<b>186.0</b>	161.5	<u>186.0</u>	178.6	184.0	181.0	184.0	183.5	181.0				
SBK	97 Seamus ELLIOTT	<b>186.0</b>	<u>186.0</u>	184.5	181.0	110.2								
SBK	49 Raul TORRAS	<b>186.0</b>	<u>186.0</u>	182.0	169.6	175.8	179.5	177.2	179.1					
SBK	38 Paul WILLIAMS	<b>184.5</b>	181.5	183.0	184.0	170.0	174.9	165.4	<u>184.5</u>	179.5				
SBK	65 Michael SWEENEY	<b>184.0</b>	<u>184.0</u>											
SBK	45 Nadiéh SCHOOTS	<b>184.0</b>	164.6	<u>184.0</u>	178.6	183.5	183.0	172.2	179.1					
SBK	55 Donald MacFADYEN	<b>183.5</b>	170.9	<u>183.5</u>	181.0	115.3	174.0	180.5	182.0					
SBK	20 Daniel COOPER	<b>183.5</b>	175.3	182.0	119.6	<u>183.5</u>	183.0	177.7	176.7					
SBK	79 Bruce BIRNIE	<b>183.0</b>	174.9	180.0	182.5	98.3	180.5	<u>183.0</u>	175.3					
SBK	52 James COWTON	<b>182.5</b>	181.5	181.0	100.8	181.5	180.0	<u>182.5</u>						
SBK	26 Mike NORBURY	<b>182.0</b>	168.7	<u>182.0</u>	172.2	171.3	169.2	167.5	173.5	170.0	170.9			
SBK	119 Jean Pierre POLET	<b>181.0</b>	<u>181.0</u>											
SBK	42 Joey den BESTEN	<b>181.0</b>	167.1	165.4	<u>181.0</u>	<u>181.0</u>	165.8	<u>181.0</u>	180.0	179.1	179.1			
SBK	66 Chris GREEN	<b>179.5</b>	179.1	<u>179.5</u>	174.4	175.8	178.1	177.7	173.5	172.6	173.1			
SBK	88 Forest DUNN	<b>179.1</b>	<u>179.1</u>	<u>179.1</u>	166.7	176.3	175.8	173.5	169.6					
SBK	54 Sam JOHNSON	<b>178.1</b>	174.4	177.7	172.6	<u>178.1</u>	174.0	174.4	175.8					
SBK	19 Kris DUNCAN	<b>175.8</b>	<u>175.8</u>											
SBK	24 Andy SELLARS	<b>174.9</b>	158.8	172.2	<u>174.9</u>	118.3	155.1	159.9	150.6	149.6	170.5			
SBK	32 Toni RECHBERGER	<b>173.5</b>	170.9	<u>173.5</u>	166.7									
SBK	43 Stephen DEGNAN	<b>166.7</b>	<u>166.7</u>	163.4	162.6	101.4	165.8	161.5	160.7	164.6	163.4			

-----Best Time / Qual Laps-----


Pos	Class	No	Name	Session A	Session B	Overall Best Time / Speed / Total Qual Laps
<b>Qualifying Classification</b>						
1	SBK	2	Glenn IRWIN	4:44.632	3	4:23.708 122.454 11
2	SBK	8	Dean HARRISON	6:19.639	0	4:23.774 122.423 5
3	SBK	3	Michael DUNLOP	4:39.398	2	4:23.802 122.410 7
4	SBK	34	Alastair SEELEY	6:41.347	1	4:24.521 122.077 4
5	SBK	4	Michael RUTTER	4:58.604	2	4:24.583 122.049 9
6	SBK	40	Martin JESSOPP	4:49.264	3	4:25.650 121.558 7
7	SBK	60	Peter HICKMAN	6:42.807	0	4:26.170 121.321 6
8	SBK	6	William DUNLOP	4:47.741	3	4:27.163 120.870 7
9	SBK	10	Conor CUMMINS	4:46.374	2	4:27.405 120.761 6
10	SBK	13	Lee JOHNSTON	4:36.708	1	4:28.384 120.320 4
11	SBK	37	James HILLIER	4:45.954	3	4:29.082 120.008 7
12	SBK	1	David JOHNSON	4:50.997	2	4:30.853 119.223 7
13	SBK	9	Ian HUTCHINSON	4:52.303	2	4:31.200 119.071 5
14	SBK	7	Gary JOHNSON	6:28.221	0	4:31.685 118.858 2
15	SBK	14	Dan KNEEN	4:50.301	3	4:31.976 118.731 7
16	SBK	62	Sam WEST	10:30.526	0	4:33.770 117.953 6
17	SBK	74	Davey TODD	4:58.248	2	4:35.016 117.419 6
18	SBK	20	Daniel COOPER	6:44.073	1	4:35.122 117.373 5
19	SBK	52	James COWTON	4:44.106	3	4:39.246 115.640 6
20	SBK	11	Dominic HERBERTSON	5:18.748	1	4:39.340 115.601 7
21	SBK	29	Craig NEVE	7:54.625	0	4:40.173 115.257 4
22	SBK	79	Bruce BIRNIE	7:43.326	0	4:42.609 114.264 4
23	SBK	19	Kris DUNCAN	10:04.480	0	4:45.222 113.217 2
24	SBK	33	Adrian CLARK	5:02.492	2	4:45.244 113.208 6
25	SBK	182	Xavier DENIS	7:31.975	1	4:46.719 112.626 6
26	SBK	49	Raul TORRAS	5:08.719	2	4:47.055 112.494 6
27	SBK	88	Forest DUNN	5:03.445	2	4:47.371 112.370 6
28	SBK	80	Darren COOPER	5:06.957	2	4:47.584 112.287 4
29	SBK	97	Seamus ELLIOTT	5:03.185	3	4:47.715 112.236 5
30	SBK	86	Derek McGEE	4:48.289	3	4:48.289 112.013 3
31	SBK	26	Mike NORBURY	5:13.809	2	4:49.063 111.713 8
32	SBK	42	Joey den BESTEN	5:10.816	3	4:49.316 111.615 9
33	SBK	55	Donald MacFADYEN	5:19.360	1	4:52.052 110.569 5
34	SBK	45	Nadieh SCHOOTS	5:05.078	3	4:52.354 110.455 7
35	SBK	38	Paul WILLIAMS	8:34.220	0	4:53.016 110.206 6
36	SBK	54	Sam JOHNSON	7:05.565	0	4:53.248 110.118 5
37	SBK	18	Marty LENNON	6:51.148	1	4:54.765 109.552 2
38	SBK	66	Chris GREEN	6:46.197	0	4:55.021 109.457 6
39	SBK	44	Johan FREDRIKS	4:55.604	2	4:55.604 109.241 2
40	SBK	32	Toni RECHBERGER	5:17.959	2	5:04.718 105.973 3
41	SBK	43	Stephen DEGNAN	5:34.893	0	5:07.227 105.108 2
42	SBK	24	Andy SELLARS	5:23.564	1	5:07.417 105.043 3
43	SBK	17	Mark GOODINGS	5:13.285	3	5:13.285 103.075 3

**Non Qualifiers**

SBK	27	Laurent HOFFMANN	-----	4:46.276	1	0
SBK	56	Adam McLEAN	6:30.588	-----	0	0
SBK	119	Jean Pierre POLET	5:45.109	6:52.003	0	0
SBK	65	Michael SWEENEY	7:39.541	7:00.987	0	0

Provisional result to be confirmed by the Stewards of the Meeting subject to completion of technical inspections & the time limit for protests

Page 1 / 1

Circuit	<b>The Triangle</b>	Signed		Organising Club	<b>Coleraine &amp; District MC</b>
Length(miles)	<b>8.9700 Lap 1 (8.8300)</b>	Issued At:			
Weather			Chief Timekeeper		
Track					



**ANCHOR BAR & MERROW  
HOTEL VAUXHALL SUPERBIKE**



**RACE NUMBER: 2 (SAT) & 5 (SAT)**

**GROUP: A**

[ ]

[ ]

[ ]

[ ]

[ ]

[ ]

[ ]

[ ]

[ ]

**29  
NEVE**

**11  
HERBERTSON**

**52  
COWTON**

ROW 7

**20  
Dan COOPER**

**74  
TODD**

**62  
WEST**

ROW 6

**14  
KNEEN**

**7  
G JOHNSON**

**9  
HUTCHINSON**

ROW 5

**1  
D JOHNSON**

**37  
HILLIER**

**13  
JOHNSTON**

ROW 4

**10  
CUMMINS**

**6  
W DUNLOP**

**60  
HICKMAN**

ROW 3

**40  
JESSOPP**

**4  
RUTTER**

**34  
SEELEY**

ROW 2

**3  
M DUNLOP**

**8  
HARRISON**

**2  
IRWIN**

ROW 1

**POLE**





**ANCHOR BAR & MERROW  
HOTEL VAUXHALL SUPERBIKE**



**RACE NUMBER: 2 (SAT) & 5 (SAT)**

**GROUP: B**

[ ]

[ ]

[ ]

[ ]

[ ]

[ ]

[ ]

[ ]

[ ]

**17  
GOODINGS**

**24  
SELLARS**

**43  
DEGNAN**

ROW 14

**32  
RECHBERGER**

**66  
GREEN**

**18  
LENNON**

ROW 13

**54  
S JOHNSON**

**38  
WILLIAMS**

**45  
SCHOOTS**

ROW 12

**55  
MacFADYEN**

**42  
den BESTEN**

**26  
NORBURY**

ROW 11

**86  
McGEE**

**97  
ELLIOTT**

**80  
Darren COOPER**

ROW 10

**88  
DUNN**

**49  
TORRAS**

**182  
DENIS**

ROW 9

**33  
CLARK**

**19  
DUNCAN**

**79  
BIRNIE**

ROW 8