

Tuesday 14th – Saturday 18th May 2019

**promoted by
Coleraine & District Motor Club
www.northwest200.org**



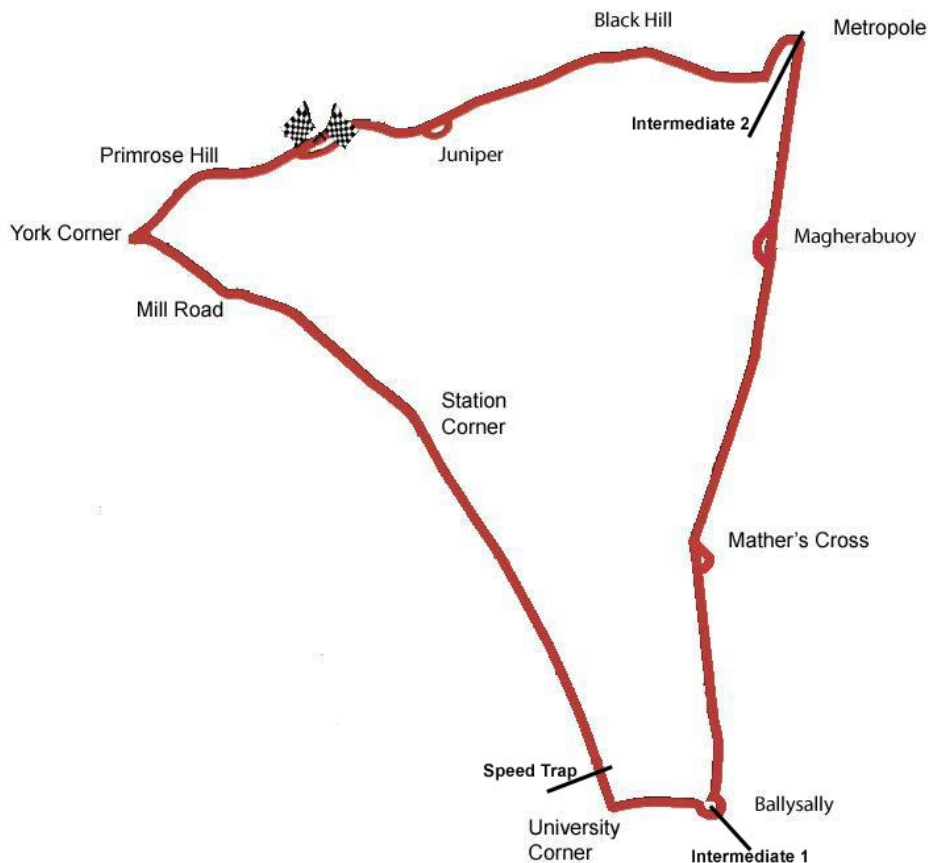
SUPERBIKE



**Causeway
Coast & Glens
Borough Council**



The Triangle Circuit 8.970 miles



MOST WINS at NORTH WEST 200

Alastair Seeley	24	2008 - 18	(Supersport – 12, Superstock – 8, Superbike – 4)
Robert Dunlop	15	1986 - 06	(125 – 5, 250 – 4, 350 – 1, Superbike – 5)
Michael Rutter	14	1997 - 17	(Supertwin – 1, Supersport – 2, Prod'n/S'tock – 2, Superbike – 9)
Joey Dunlop	13	1979 - 88	(250 – 1, 500 – 1, Production 750 – 2, Superbike – 9)
Phillip McCallen	11	1991 - 97	(250 – 2, 400 – 1, Supersport – 4, Superbike – 4)
Bruce Anstey	10	2002 - 14	(Supersport – 5, Production/Superstock – 4, Superbike – 1)
Tony Rutter	9	1973 - 82	(250 – 2, 350 – 5, 500 – 1, Superbike – 1)
Ian Lougher	8	1991 - 05	(125 – 5, 250 – 1, Supersport – 1, Superstock – 1)
Steve Plater	8	2006 - 09	(Supersport – 3, Superbike – 5)
Steven Cull	6	1980 - 88	(250 – 3, 350 – 1, Superbike – 2)
John McGuinness	6	2000 - 12	(250 – 1, 400 – 1, Supersport – 1, Superbike – 3)
Arthur Wheeler	5	1951 - 62	(250 – 5)
Tommy Robb	5	1959 - 65	(125 – 1, 250 – 4)
John Williams	5	1974 - 77	(350 – 1, 500 – 2, Superbike – 2)
Mick Grant	5	1975 - 82	(500 – 2, Superbike – 3)
Woolsey Coulter	5	1989 - 98	(250 – 5)
Ian Simpson	5	1995 - 98	(Supersport – 1, Production – 1, Superbike – 3)
Ryan Farquhar	5	2003 - 15	(Supertwin – 2, Supersport – 3)
Michael Dunlop	5	2008 - 16	(250 – 1, Supersport – 1, Superstock – 1, Superbike – 2)
Ernie Nott	4	1929 - 32	(500 – 4)
Jimmie Guthrie	4	1934 - 37	(500 – 4)
Bob McIntyre	4	1953 - 61	(350 – 2, 500 – 2)
Eddie Laycock	4	1986 - 90	(250 – 4)
David Jefferies	4	1999 - 02	(Supersport – 1, Superbike – 3)
William Dunlop	4	2009 - 14	(125 – 1, 250 – 1, Supersport – 1, Superbike – 1)

The Triangle Circuit 8.970 miles

LAP & RACE RECORDS & BEST SECTORS ANALYSIS (RACE & QUALIFYING) at the start of the meeting

SUPERTWIN	Name	Machine	Laps	m	s	mph	Session & Year
Lap Record	Martin Jessopp	Kawasaki	4	52.438	110.423		Supertwin-1 2017
Best Qualifying Lap	Martin Jessopp	Kawasaki	4	55.644	109.226		Thu Qualifying 2017
Best Sector 1	Martin Jessopp	Kawasaki	2	11.717	111.143		Supertwin-2 2016
Best Sector 2	Joey Thompson	Paton	1	32.160	120.391		Supertwin-2 2018
Best Sector 3	Michael Rutter	Kawasaki	1	07.063	97.780		Supertwin-1 2017
Ideal Lap (sum of best sectors)			4	50.940	110.992		
Difference (Best Lap – Ideal Lap)					1.498		
Race Record	Martin Jessopp	Kawasaki	4	19	33.052	109.683	Supertwin-1 2017

SUPERSPORT	Name	Machine	Laps	m	s	mph	Session & Year
Lap Record	Alastair Seeley	Yamaha	4	33.864	117.913		Supersport-2 2018
Best Qualifying Lap	Alastair Seeley	Yamaha	4	35.624	117.160		Thu Qualifying 2014
Best Sector 1	Alastair Seeley	Kawasaki	2	02.490	119.515		Supersport-1 2016
Best Sector 2	Alastair Seeley	Yamaha	1	25.133	130.328		Supersport-1 2018
Best Sector 3	Alastair Seeley	Yamaha	1	03.897	102.625		Supersport-2 2018
Ideal Lap (sum of best sectors)			4	31.520	118.930		
Difference (Best Lap – Ideal Lap)					2.344		
Race Record	Alastair Seeley	Kawasaki	6	27	39.302	116.463	Supersport-2 2016

SUPERSTOCK	Name	Machine	Laps	m	s	mph	Session & Year
Lap Record	Alastair Seeley	BMW	4	22.755	122.898		Superstock-1 2017
Best Qualifying Lap	Alastair Seeley	BMW	4	22.104	123.203		Thu Qualifying 2017
Best Sector 1	Ian Hutchinson	BMW	1	57.454	124.639		Superstock-1 2016
Best Sector 2	Alastair Seeley	BMW	1	20.774	137.361		Superstock-2 2018
Best Sector 3	Alastair Seeley	BMW	1	02.461	104.984		Superstock-2 2018
Ideal Lap (sum of best sectors)			4	20.689	123.872		
Difference (Best Lap – Ideal Lap)					2.066		
Race Record	Alastair Seeley	BMW	6	26	22.328	122.129	Superstock-1 2017

SUPERBIKE	Name	Machine	Laps	m	s	mph	Session & Year
Lap Record	Michael Dunlop	BMW	4	22.095	123.207		Superbike-1 2016
Best Qualifying Lap	Glenn Irwin	Ducati	4	23.708	122.454		Thu Qualifying 2018
Best Sector 1	Michael Dunlop	BMW	1	57.118	124.997		Superbike-1 2016
Best Sector 2	Alastair Seeley	BMW	1	19.340	139.844		Superbike-2 2017
Best Sector 3	Michael Dunlop	BMW	1	02.296	105.262		Superbike-1 2016
Ideal Lap (sum of best sectors)			4	18.754	124.798		
Difference (Best Lap – Ideal Lap)					3.341		
Race Record	Michael Dunlop	BMW	4	17	37.556	121.662	Superbike-1 2016

Sector	Description	Distance
Sector 1	Finish to Ballysally Roundabout	4.0665 miles
Sector 2	Ballysally Roundabout to Metropole	3.0820 miles
Sector 3	Metropole to Finish	1.8215 miles

FASTEST SPEED TRAP SPEEDS

Class	Name	Machine	mph	Session & Year
Superbike	Bruce Anstey	Honda	209.8	2016 Superbike-1
Superbike	Martin Jessopp	Ducati	208	2012 Tue Qualifying
Superbike	Ian Hutchinson	BMW	207.2	2016 Superbike-1
Superbike	Michael Rutter	BMW	205.9	2016 Superbike-1
Superstock	Michael Dunlop	BMW	205.9	2016 Superstock-1
Superbike	Conor Cummins	Honda	204.7	2016 Tue Qualifying
Supersport	William Dunlop	Yamaha	184.5	2016 Supersport-1
Supersport	Ian Hutchinson	Yamaha	184.5	2016 Supersport-2
Supertwin	James Hillier	Kawasaki	163.8	2016 Supertwin-1

fonaCAB International NORTH WEST 200 with Nicholl Oils

SUPERBIKE

First Qualifying

Tuesday, 14 May 2019



Qualifying Time

5:15.937

Qualifying Speed

102.21

Pos	Class	No	Name	Machine / Sponsor	Time	Best Lap		On	Total Laps	Qualifying Laps
						Behind	Speed			
Qualifying Classification										
1	SBK	2	Dean HARRISON	Kawasaki - Silicone Engineering Racing	4:26.413		121.210	8	9	7
2	SBK	3	Michael DUNLOP	BMW - Tyco BMW Motorrad	4:26.944	0.531	120.969	7	7	5
3	SBK	34	Alastair SEELEY	Ducati - Be Wiser Ducati	4:28.050	1.637	120.470	6	8	5
4	SBK	13	Lee JOHNSTON	BMW - Ashcourt Racing	4:29.399	2.986	119.867	6	6	4
5	SBK	60	Peter HICKMAN	BMW - Smith's Racing BMW	4:30.021	3.608	119.591	4	5	3
6	SBK	37	James HILLIER	Kawasaki - Quattro Plant Wicked Coatings	4:30.451	4.038	119.401	6	6	5
7	SBK	1	Glenn IRWIN	Kawasaki - Quattro Plant Wicked Coatings	4:30.458	4.045	119.397	6	6	4
8	SBK	4	Ian HUTCHINSON	Honda - Honda Racing	4:30.613	4.200	119.329	6	7	5
9	SBK	90	Michael RUTTER	Honda - Bathams Racing	4:31.298	4.885	119.028	5	7	4
10	SBK	10	Conor CUMMINS	Honda - Milenco by Padgett's Motorcycles	4:31.326	4.913	119.016	7	8	7
11	SBK	20	David JOHNSON	Honda - Honda Racing	4:32.082	5.669	118.685	7	7	5
12	SBK	74	Davey TODD	BMW - Penz13.com	4:34.723	8.310	117.544	3	4	3
13	SBK	12	Paul JORDAN	Kawasaki - Dafabet Devitt Racing	4:37.667	11.254	116.298	3	4	3
14	SBK	36	Jamie COWARD	Yamaha - PreZ Racing	4:38.353	11.940	116.011	6	7	5
15	SBK	7	Gary JOHNSON	Kawasaki - RAF Regular & Reserves	4:38.741	12.328	115.849	3	5	2
16	SBK	40	Horst SAIGER	Yamaha - Saiger Racing	4:38.871	12.458	115.795	6	7	4
17	SBK	47	Richard COOPER	Suzuki - Buildbase Suzuki	4:39.109	12.696	115.697	7	8	6
18	SBK	65	Michael SWEENEY	BMW - MJR Racing	4:40.671	14.258	115.053	4	6	5
19	SBK	5	John McGUINNESS	Norton Motorcycles - Norton	4:41.588	15.175	114.678	2	3	2
20	SBK	11	Dominic HERBERTSON	Kawasaki - Davies M/sport/Belgrave Motor Co	4:41.607	15.194	114.670	7	7	5
21	SBK	9	Craig NEVE	BMW - Callmac Scaffolding	4:42.709	16.296	114.223	5	8	4
22	SBK	59	Darryl TWEED	Kawasaki - DH Racing	4:47.017	20.604	112.509	3	5	3
23	SBK	18	Lukas MAURER	Kawasaki - L78 by Heidger Motorsport	4:48.422	22.009	111.961	8	8	6
24	SBK	77	Tom WEEDEN	Suzuki - Burrows Eng/RK Racing	4:52.069	25.656	110.563	6	7	5
25	SBK	182	Xavier DENIS	Honda - Optimark Road Racing	4:52.193	25.780	110.516	6	7	4
26	SBK	48	Paul WILLIAMS	BMW - Paul Potchy Williams	4:52.328	25.915	110.465	2	7	4
27	SBK	66	Chris GREEN	BMW - Hollins Strategic Land/Go Green	4:53.550	27.137	110.005	4	5	4
28	SBK	25	Matthew REES	Kawasaki - Rees Racing	4:53.845	27.432	109.895	3	5	3
29	SBK	85	Steven HORNE	Suzuki - Steve Horne/Teddy Turtle	4:54.996	28.583	109.466	2	5	4
30	SBK	79	Bruce BIRNIE	BMW - Carnegie Fuels	4:55.757	29.344	109.184	6	7	5
31	SBK	39	James CHAWKE	Suzuki - Chawkie Supporters Club	4:55.853	29.440	109.149	5	5	3
32	SBK	55	Donald MacFADYEN	BMW - MacFadyen Racing	4:58.597	32.184	108.146	2	7	6
33	SBK	27	Vassilios TAKOS	Yamaha - L78 by Heidger Motorsport	4:59.259	32.846	107.907	8	8	5
34	SBK	17	Mark GOODINGS	Kawasaki - Mark Goodings Racing	4:59.906	33.493	107.674	5	6	5
35	SBK	15	Marty LENNON	Yamaha	5:00.178	33.765	107.576	2	6	4
36	SBK	43	Stephen DEGNAN	Kawasaki	5:06.532	40.119	105.346	4	7	6
37	SBK	30	Toni RECHBERGER	Suzuki - MSC Rottenegg	5:11.136	44.723	103.787	5	6	2
38	SBK	24	Andy SELLARS	BMW - ASM Road Racing	5:12.116	45.703	103.462	5	7	3
39	SBK	70	Paul MACKEY	Kawasaki - Glenn Scott Motorcycles	5:13.798	47.385	102.907	3	4	2

Non Qualifiers

SBK	14	Daley MATHISON	BMW - Penz13.com/SK Support	4:37.288	10.875	116.457	2	2	1
SBK	38	Erno KOSTAMO	BMW - Penz13.com	5:06.218	39.805	105.454	2	2	1
SBK	82	Derek SHEILS	Suzuki - Burrows Eng/RK Racing	5:07.681	41.268	104.953	5	5	1
SBK	28	Paul GARTLAND	Kawasaki - North West Gas	5:11.790	45.377	103.570	3	4	1
SBK	35	Patricia FERNANDEZ	Kawasaki - Fernandez Magic Bullet Racing	5:17.497	51.084	101.708	2	3	0
SBK	86	Derek McGEE	Kawasaki - NJ Doyne / McGee Racing	6:31.413	2:05.000	82.501	1	1	0
SBK	19	Kris DUNCAN	Kawasaki - Turriff Caravans/JE Autos	24:29.535	20:03.122	21.974	1	1	0

Nos 14 & 38 - Transponders not detected

Provisional result to be confirmed by the Stewards of the Meeting subject to completion of technical inspections & the time limit for protests

Page 1 / 1

Circuit	The Triangle	Signed	Organising Club	Coleraine & District MC
Length(miles)	8.9700	Lap 1 (8.8300)	Qualifying Started	11:51
Weather	Sunny	Chief Timekeeper		
Track	Dry, 36°C	Issued At:	12:46	





SUPERBIKE

First Qualifying

Tuesday, 14 May 2019

DETAILED SECTOR ANALYSIS

Qualifying Classification

Position

1		2 Dean HARRISON					SBK	Behind	
Best Time		4:26.413	Best Speed		121.210	On	8	Gp	
Lap	Lap Time	Lap Speed	Sector 1	Sector 2	Sector 3	Speed Trap			
1	5:03.037	104.898		1:27.285	1:05.610	189.7			
2	4:29.486	119.828	2:01.846	1:22.761	1:04.879	191.8			
3	7:24.959	72.573		1:28.579	1:07.091	191.3			
4	4:32.562	118.476	2:03.084	1:22.188		194.6			
5	7:14.809	74.267		1:22.866	1:07.318	190.2			
6	4:31.953	118.741	2:01.721	1:21.560	1:08.672	192.9			
7	4:26.843	121.015	2:01.420	1:21.536	1:03.887	190.7			
8	4:26.413	121.210	2:00.454	1:21.745	1:04.214	189.1			
9	4:59.202	107.927	2:00.711	1:26.402	1:32.089	191.3			
<i>Ideal</i>	<i>4:25.877</i>	<i>121.455</i>	<i>2:00.454</i>	<i>1:21.536</i>	<i>1:03.887</i>	<i>194.6</i>			

2		3 Michael DUNLOP					SBK	Behind	0.531
Best Time		4:26.944	Best Speed		120.969	On	7	Gp	
Lap	Lap Time	Lap Speed	Sector 1	Sector 2	Sector 3	Speed Trap			
1	9:05.309	58.294		1:24.276	1:08.799	190.2			
2	4:28.633	120.209	2:02.236	1:22.073	1:04.324	191.8			
3	4:46.772	112.605	2:07.752	1:23.776		191.3			
4	13:39.427	39.408		1:23.050	1:06.345	190.7			
5	4:26.996	120.946	2:00.749	1:22.284	1:03.963	191.3			
6	5:03.755	106.309	2:04.939	1:38.528	1:20.288	182.0			
7	4:26.944	120.969	2:01.005	1:21.965	1:03.974	190.7			
<i>Ideal</i>	<i>4:26.677</i>	<i>121.090</i>	<i>2:00.749</i>	<i>1:21.965</i>	<i>1:03.963</i>	<i>191.8</i>			

3		34 Alastair SEELEY					SBK	Behind	1.637
Best Time		4:28.050	Best Speed		120.470	On	6	Gp	
Lap	Lap Time	Lap Speed	Sector 1	Sector 2	Sector 3	Speed Trap			
1	5:24.420	97.984		1:26.943	1:10.544	190.2			
2	4:31.334	119.012	2:03.308	1:22.762	1:05.264	194.0			
3	4:46.075	112.879	2:04.036	1:30.659		190.2			
4	12:34.688	42.789		1:23.291	1:04.658	191.3			
5	4:29.387	119.872	2:02.174	1:22.897	1:04.316	187.6			
6	4:28.050	120.470	2:01.393	1:22.468	1:04.189	192.4			
7	4:59.077	107.972	2:14.677	1:30.820		189.7			
8	5:57.635	90.293		1:27.577		191.3			
<i>Ideal</i>	<i>4:28.050</i>	<i>120.470</i>	<i>2:01.393</i>	<i>1:22.468</i>	<i>1:04.189</i>	<i>194.0</i>			

Qualifying Classification

Position

4		13 Lee JOHNSTON					SBK	Behind	2.986
Best Time		4:29.399	Best Speed		119.867	On	6	Gp	
Lap	Lap Time	Lap Speed	Sector 1	Sector 2	Sector 3	Speed Trap			
1	5:04.813	104.287		1:27.696	1:06.266	188.1			
2	5:56.756	90.516	3:14.436	1:31.679		195.7			
3	20:06.972	26.755		1:24.239	1:05.905	189.7			
4	4:31.912	118.759	2:03.709	1:23.446	1:04.757	189.7			
5	4:30.379	119.432	2:02.246	1:23.389	1:04.744	189.7			
6	4:29.399	119.867	2:02.091	1:22.928	1:04.380	190.7			
<i>Ideal</i>	<i>4:29.399</i>	<i>119.867</i>	<i>2:02.091</i>	<i>1:22.928</i>	<i>1:04.380</i>	<i>195.7</i>			

5		60 Peter HICKMAN					SBK	Behind	3.608
Best Time		4:30.021	Best Speed		119.591	On	4	Gp	
Lap	Lap Time	Lap Speed	Sector 1	Sector 2	Sector 3	Speed Trap			
1	5:27.678	97.010		1:26.518		190.7			
2	8:30.117	63.303		1:24.546	1:05.673	187.6			
3	4:30.206	119.509	2:02.850	1:23.182	1:04.174	190.2			
4	4:30.021	119.591	2:02.403	1:23.021	1:04.597	190.2			
5	4:41.416	114.748	2:06.064	1:26.014		183.0			
<i>Ideal</i>	<i>4:29.598</i>	<i>119.778</i>	<i>2:02.403</i>	<i>1:23.021</i>	<i>1:04.174</i>	<i>190.7</i>			

6		37 James HILLIER					SBK	Behind	4.038
Best Time		4:30.451	Best Speed		119.401	On	6	Gp	
Lap	Lap Time	Lap Speed	Sector 1	Sector 2	Sector 3	Speed Trap			
1	5:02.300	105.154		1:24.215	1:06.475	184.5			
2	4:30.661	119.308	2:02.349	1:23.889	1:04.423	193.5			
3	4:38.846	115.806	2:04.785	1:25.328		188.6			
4	21:15.481	25.318		1:25.501	1:05.973	192.4			
5	4:31.988	118.726	2:02.639	1:23.339	1:06.010	191.3			
6	4:30.451	119.401	2:02.584	1:23.287	1:04.580	190.7			
<i>Ideal</i>	<i>4:30.059</i>	<i>119.574</i>	<i>2:02.349</i>	<i>1:23.287</i>	<i>1:04.423</i>	<i>193.5</i>			



SUPERBIKE

First Qualifying

Tuesday, 14 May 2019

DETAILED SECTOR ANALYSIS

Qualifying Classification

Position

7 1 Glenn IRWIN

SBK Behind **4.045**

Best Time **4:30.458** Best Speed **119.397** On **6** Gp

Lap	Lap Time	Lap Speed	Sector 1	Sector 2	Sector 3	Speed Trap
1	5:21.265	98.946		1:26.983	1:08.762	187.0
2	4:35.633	117.156	2:05.283	1:24.928	1:05.422	190.2
3	4:32.545	118.483	2:03.114	1:23.998	1:05.433	188.6
4	5:09.523	104.328	2:23.205	1:30.735		189.7
5	19:32.766	27.535		1:29.129	1:13.150	189.7
6	4:30.458	119.397	2:02.636	1:23.323	1:04.499	190.2
<i>Ideal</i>	<i>4:30.458</i>	<i>119.397</i>	<i>2:02.636</i>	<i>1:23.323</i>	<i>1:04.499</i>	<i>190.2</i>

8 4 Ian HUTCHINSON

SBK Behind **4.200**

Best Time **4:30.613** Best Speed **119.329** On **6** Gp

Lap	Lap Time	Lap Speed	Sector 1	Sector 2	Sector 3	Speed Trap
1	5:54.998	89.544		1:25.590		190.2
2	12:01.559	44.753		1:31.163	1:08.118	192.9
3	4:36.211	116.911	2:05.087	1:24.279	1:06.845	192.4
4	4:34.311	117.720	2:03.653	1:24.267	1:06.391	191.3
5	4:33.377	118.123	2:03.508	1:24.091	1:05.778	190.2
6	4:30.613	119.329	2:01.813	1:23.422	1:05.378	191.3
7	5:03.535	106.386	2:13.574	1:35.214		176.3
<i>Ideal</i>	<i>4:30.613</i>	<i>119.329</i>	<i>2:01.813</i>	<i>1:23.422</i>	<i>1:05.378</i>	<i>192.9</i>

9 90 Michael RUTTER

SBK Behind **4.885**

Best Time **4:31.298** Best Speed **119.028** On **5** Gp

Lap	Lap Time	Lap Speed	Sector 1	Sector 2	Sector 3	Speed Trap
1	5:25.188	97.753		1:26.605		179.5
2	11:29.013	46.867		1:26.734	1:10.435	195.2
3	4:36.611	116.742	2:05.561	1:24.385	1:06.665	187.6
4	4:35.666	117.142	2:04.286	1:24.476	1:06.904	187.6
5	4:31.298	119.028	2:02.699	1:23.078	1:05.521	191.3
6	4:40.320	115.197	2:06.004	1:23.792		189.7
7	7:16.999	73.895		1:22.802	1:05.053	191.8
<i>Ideal</i>	<i>4:30.554</i>	<i>119.355</i>	<i>2:02.699</i>	<i>1:22.802</i>	<i>1:05.053</i>	<i>195.2</i>

Qualifying Classification

Position

10 10 Conor CUMMINS

SBK Behind **4.913**

Best Time **4:31.326** Best Speed **119.016** On **7** Gp

Lap	Lap Time	Lap Speed	Sector 1	Sector 2	Sector 3	Speed Trap
1	5:11.471	102.058		1:25.257	1:06.727	188.6
2	4:35.453	117.232	2:05.276	1:24.496	1:05.681	191.3
3	4:34.899	117.469	2:04.724	1:24.538	1:05.637	187.6
4	4:31.574	118.907	2:03.358	1:23.413	1:04.803	189.7
5	4:47.122	112.468	2:10.081	1:26.628		183.0
6	12:31.001	42.999		1:23.036	1:05.001	195.2
7	4:31.326	119.016	2:02.902	1:23.527	1:04.897	189.1
8	4:44.366	113.558	2:04.077	1:27.093		189.7
<i>Ideal</i>	<i>4:30.741</i>	<i>119.273</i>	<i>2:02.902</i>	<i>1:23.036</i>	<i>1:04.803</i>	<i>195.2</i>

11 20 David JOHNSON

SBK Behind **5.669**

Best Time **4:32.082** Best Speed **118.685** On **7** Gp

Lap	Lap Time	Lap Speed	Sector 1	Sector 2	Sector 3	Speed Trap
1	6:02.018	87.808		1:25.551	1:09.472	178.1
2	5:05.511	105.698	2:06.251	1:48.917	1:10.343	189.1
3	4:33.564	118.042	2:04.609	1:23.633	1:05.322	188.6
4	4:51.362	110.831	2:11.484	1:26.899		181.0
5	12:41.796	42.389		1:26.547	1:12.565	188.1
6	4:37.269	116.465	2:06.356	1:24.290	1:06.623	190.2
7	4:32.082	118.685	2:03.572	1:23.764	1:04.746	187.6
<i>Ideal</i>	<i>4:31.951</i>	<i>118.742</i>	<i>2:03.572</i>	<i>1:23.633</i>	<i>1:04.746</i>	<i>190.2</i>

12 74 Davey TODD

SBK Behind **8.310**

Best Time **4:34.723** Best Speed **117.544** On **3** Gp

Lap	Lap Time	Lap Speed	Sector 1	Sector 2	Sector 3	Speed Trap
1	5:17.721	100.050		1:25.680	1:07.461	180.0
2	4:37.793	116.245	2:06.225	1:24.952	1:06.616	188.1
3	4:34.723	117.544	2:05.325	1:23.702	1:05.696	182.5
4	4:44.332	113.571	2:04.010	1:27.360		187.6
<i>Ideal</i>	<i>4:33.408</i>	<i>118.109</i>	<i>2:04.010</i>	<i>1:23.702</i>	<i>1:05.696</i>	<i>188.1</i>



SUPERBIKE

First Qualifying

Tuesday, 14 May 2019

DETAILED SECTOR ANALYSIS

Qualifying Classification

Position

13	12 Paul JORDAN	SBK	Behind	11.254		
Best Time	4:37.667	Best Speed	116.298	On 3 Gp		
Lap	Lap Time	Lap Speed	Sector 1	Sector 2	Sector 3	Speed Trap
1	6:21.272	83.374		1:24.707	1:07.696	180.5
2	4:41.678	114.642	2:09.243	1:25.577	1:06.858	189.1
3	4:37.667	116.298	2:06.410	1:24.851	1:06.406	184.0
4	4:59.612	107.779				170.0
Ideal	4:37.523	116.358	2:06.410	1:24.707	1:06.406	189.1

14	36 Jamie COWARD	SBK	Behind	11.940		
Best Time	4:38.353	Best Speed	116.011	On 6 Gp		
Lap	Lap Time	Lap Speed	Sector 1	Sector 2	Sector 3	Speed Trap
1	5:49.929	90.841		1:28.434	1:10.453	177.2
2	4:43.609	113.861	2:07.840	1:27.499	1:08.270	184.0
3	4:46.654	112.651	2:06.964	1:26.395		188.1
4	7:52.069	68.405		1:26.056	1:08.490	187.0
5	4:46.176	112.840	2:05.557	1:33.022	1:07.597	187.6
6	4:38.353	116.011	2:05.918	1:26.178	1:06.257	187.0
7	5:03.495	106.400	2:04.508	1:27.796		188.6
Ideal	4:36.821	116.653	2:04.508	1:26.056	1:06.257	188.6

15	7 Gary JOHNSON	SBK	Behind	12.328		
Best Time	4:38.741	Best Speed	115.849	On 3 Gp		
Lap	Lap Time	Lap Speed	Sector 1	Sector 2	Sector 3	Speed Trap
1	5:28.899	96.650		1:25.546		188.1
2	16:16.615	33.065		1:25.033	1:06.992	189.7
3	4:38.741	115.849	2:05.382	1:26.350	1:07.009	187.6
4	4:46.050	112.889	2:08.136	1:27.150		185.0
5	11:43.166	45.924		1:25.640		188.1
Ideal	4:37.407	116.407	2:05.382	1:25.033	1:06.992	189.7

Qualifying Classification

Position

16	40 Horst SAIGER	SBK	Behind	12.458		
Best Time	4:38.871	Best Speed	115.795	On 6 Gp		
Lap	Lap Time	Lap Speed	Sector 1	Sector 2	Sector 3	Speed Trap
1	5:49.013	91.080		1:27.483	1:10.024	176.3
2	4:45.761	113.004	2:08.353	1:27.083		188.1
3	9:11.477	58.555		1:28.260		181.0
4	8:45.609	61.437		1:27.574	1:14.041	180.5
5	4:41.920	114.543	2:07.024	1:26.303	1:08.593	181.5
6	4:38.871	115.795	2:06.449	1:25.606	1:06.816	183.0
7	4:56.706	108.835	2:07.233	1:38.885		178.6
Ideal	4:38.871	115.795	2:06.449	1:25.606	1:06.816	188.1

17	47 Richard COOPER	SBK	Behind	12.696		
Best Time	4:39.109	Best Speed	115.697	On 7 Gp		
Lap	Lap Time	Lap Speed	Sector 1	Sector 2	Sector 3	Speed Trap
1	6:19.889	83.677		1:29.891		164.6
2	9:06.661	59.071		1:26.560	1:11.122	180.5
3	4:47.589	112.285	2:09.776	1:27.359	1:10.454	192.4
4	4:44.067	113.677	2:08.105	1:26.539	1:09.423	183.5
5	4:41.838	114.576	2:07.325	1:25.603	1:08.910	193.5
6	4:39.131	115.688	2:05.560	1:25.112	1:08.459	189.1
7	4:39.109	115.697	2:05.909	1:24.595	1:08.605	189.7
8	4:43.481	113.912	2:09.220	1:25.616	1:08.645	131.2
Ideal	4:38.614	115.902	2:05.560	1:24.595	1:08.459	193.5

18	65 Michael SWEENEY	SBK	Behind	14.258		
Best Time	4:40.671	Best Speed	115.053	On 4 Gp		
Lap	Lap Time	Lap Speed	Sector 1	Sector 2	Sector 3	Speed Trap
1	6:04.809	87.136		1:27.729	1:09.761	175.3
2	4:48.515	111.925	2:07.099	1:32.556	1:08.860	180.0
3	4:44.808	113.382	2:10.137	1:27.129	1:07.542	176.7
4	4:40.671	115.053	2:07.239	1:26.108	1:07.324	176.3
5	4:40.676	115.051	2:07.021	1:26.365	1:07.290	176.7
6	5:08.919	104.532	2:06.469	1:30.359		182.0
Ideal	4:39.867	115.383	2:06.469	1:26.108	1:07.290	182.0





SUPERBIKE

First Qualifying

Tuesday, 14 May 2019

DETAILED SECTOR ANALYSIS

Qualifying Classification

Position

19	5 John McGUINNESS	SBK	Behind	15.175		
Best Time	4:41.588	Best Speed	114.678	On 2 Gp		
Lap	Lap Time	Lap Speed	Sector 1	Sector 2	Sector 3	Speed Trap
1	5:52.449	90.192		1:28.310	1:14.586	0.0
2	4:41.588	114.678	2:08.532	1:26.202	1:06.854	193.5
3	4:51.824	110.656	2:09.177	1:28.245		171.3
<i>Ideal</i>	<i>4:41.588</i>	<i>114.678</i>	<i>2:08.532</i>	<i>1:26.202</i>	<i>1:06.854</i>	<i>193.5</i>

20	11 Dominic HERBERTSON	SBK	Behind	15.194		
Best Time	4:41.607	Best Speed	114.670	On 7 Gp		
Lap	Lap Time	Lap Speed	Sector 1	Sector 2	Sector 3	Speed Trap
1	7:09.743	73.970		1:30.102	1:10.193	181.5
2	4:46.452	112.731	2:09.839	1:27.575	1:09.038	185.5
3	4:47.479	112.328	2:10.351	1:26.652	1:10.476	184.0
4	4:43.476	113.914	2:08.336	1:27.059	1:08.081	182.5
5	4:51.104	110.929	2:07.379	1:27.976		179.5
6	12:07.494	44.388		1:26.311	1:09.166	184.0
7	4:41.607	114.670	2:06.993	1:26.669	1:07.945	182.0
<i>Ideal</i>	<i>4:41.249</i>	<i>114.816</i>	<i>2:06.993</i>	<i>1:26.311</i>	<i>1:07.945</i>	<i>185.5</i>

21	9 Craig NEVE	SBK	Behind	16.296		
Best Time	4:42.709	Best Speed	114.223	On 5 Gp		
Lap	Lap Time	Lap Speed	Sector 1	Sector 2	Sector 3	Speed Trap
1	5:44.662	92.229		1:26.448	1:10.149	184.0
2	5:48.609	92.631	3:10.062	1:27.514	1:11.033	186.5
3	4:45.222	113.217	2:09.295	1:27.224	1:08.703	168.3
4	4:43.099	114.066	2:08.193	1:26.080	1:08.826	180.0
5	4:42.709	114.223	2:07.606	1:25.531		185.0
6	10:10.516	52.893		1:25.265	1:07.110	188.6
7	5:25.766	99.126	2:50.844	1:26.487	1:08.435	186.0
8	4:43.293	113.988	2:09.843	1:25.882	1:07.568	176.7
<i>Ideal</i>	<i>4:39.981</i>	<i>115.336</i>	<i>2:07.606</i>	<i>1:25.265</i>	<i>1:07.110</i>	<i>188.6</i>

Qualifying Classification

Position

22	59 Darryl TWEED	SBK	Behind	20.604		
Best Time	4:47.017	Best Speed	112.509	On 3 Gp		
Lap	Lap Time	Lap Speed	Sector 1	Sector 2	Sector 3	Speed Trap
1	11:51.968	44.648		1:30.263	1:13.651	182.5
2	4:51.391	110.820	2:12.769	1:28.083	1:10.539	182.0
3	4:47.017	112.509	2:09.956	1:27.843	1:09.218	181.5
4	4:52.985	110.217	2:10.129	1:27.660		181.5
5	14:35.906	36.867		1:29.349		183.0
<i>Ideal</i>	<i>4:46.834</i>	<i>112.581</i>	<i>2:09.956</i>	<i>1:27.660</i>	<i>1:09.218</i>	<i>183.0</i>

23	18 Lukas MAURER	SBK	Behind	22.009		
Best Time	4:48.422	Best Speed	111.961	On 8 Gp		
Lap	Lap Time	Lap Speed	Sector 1	Sector 2	Sector 3	Speed Trap
1	6:33.401	80.803		1:31.198	1:13.547	176.7
2	4:57.179	108.662	2:14.032	1:31.444	1:11.703	185.0
3	4:53.460	110.039	2:11.545	1:30.760	1:11.155	184.0
4	4:51.961	110.604	2:10.807	1:29.329	1:11.825	185.0
5	4:56.783	108.807	2:11.801	1:30.919		184.0
6	8:55.052	60.353		1:29.622	1:11.697	182.0
7	4:52.084	110.557	2:11.437	1:30.012	1:10.635	181.0
8	4:48.422	111.961	2:10.773	1:27.891	1:09.758	182.5
<i>Ideal</i>	<i>4:48.422</i>	<i>111.961</i>	<i>2:10.773</i>	<i>1:27.891</i>	<i>1:09.758</i>	<i>185.0</i>

24	77 Tom WEEDEN	SBK	Behind	25.656		
Best Time	4:52.069	Best Speed	110.563	On 6 Gp		
Lap	Lap Time	Lap Speed	Sector 1	Sector 2	Sector 3	Speed Trap
1	6:04.543	87.200		1:33.745	1:12.777	163.0
2	5:08.978	104.512	2:18.118	1:33.097		167.1
3	12:31.427	42.974		1:31.344	1:10.939	177.7
4	4:59.434	107.843	2:14.875	1:32.507	1:12.052	162.2
5	4:52.334	110.463	2:12.554	1:29.872	1:09.908	179.1
6	4:52.069	110.563	2:12.343	1:29.505	1:10.221	166.7
7	4:55.521	109.271	2:11.857	1:29.857		172.6
<i>Ideal</i>	<i>4:51.270</i>	<i>110.866</i>	<i>2:11.857</i>	<i>1:29.505</i>	<i>1:09.908</i>	<i>179.1</i>



SUPERBIKE

First Qualifying

Tuesday, 14 May 2019

DETAILED SECTOR ANALYSIS

Qualifying Classification

Position

25 182 Xavier DENIS

SBK		Behind		25.780		
Best Time	4:52.193	Best Speed	110.516	On	6 Gp	
Lap	Lap Time	Lap Speed	Sector 1	Sector 2	Sector 3	Speed Trap
1	7:20.309	72.195		1:40.068	1:13.472	159.6
2	4:52.227	110.503	2:12.435	1:28.976	1:10.816	174.9
3	5:00.058	107.619	2:14.641	1:30.582		176.7
4	8:53.756	60.500		1:29.650		0.0
5	7:20.084	73.377		1:27.989	1:10.087	169.2
6	4:52.193	110.516	2:13.067	1:28.838	1:10.288	167.9
7	4:52.671	110.335	2:12.151	1:30.045	1:10.475	174.9
<i>Ideal</i>	4:50.227	111.265	2:12.151	1:27.989	1:10.087	176.7

26 48 Paul WILLIAMS

SBK		Behind		25.915		
Best Time	4:52.328	Best Speed	110.465	On	2 Gp	
Lap	Lap Time	Lap Speed	Sector 1	Sector 2	Sector 3	Speed Trap
1	6:43.000	78.878		1:30.909	1:10.253	174.0
2	4:52.328	110.465	2:10.160	1:30.103		186.5
3	8:15.299	65.197		1:29.179	1:09.454	183.5
4	5:03.542	106.384	2:10.531	1:29.435		181.0
5	9:26.212	57.032		1:28.988	1:10.274	182.5
6	4:55.028	109.454	2:11.061	1:30.416	1:13.551	183.0
7	4:57.029	108.717	2:12.927	1:31.704		179.1
<i>Ideal</i>	4:48.602	111.891	2:10.160	1:28.988	1:09.454	186.5

27 66 Chris GREEN

SBK		Behind		27.137		
Best Time	4:53.550	Best Speed	110.005	On	4 Gp	
Lap	Lap Time	Lap Speed	Sector 1	Sector 2	Sector 3	Speed Trap
1	6:37.124	80.046		1:31.782	1:14.665	178.1
2	4:56.772	108.811	2:14.158	1:31.428	1:11.186	177.2
3	4:53.860	109.889	2:13.355	1:28.782	1:11.723	175.3
4	4:53.550	110.005	2:11.820	1:29.873	1:11.857	180.0
5	4:55.805	109.167	2:12.889	1:30.538	1:12.378	179.5
<i>Ideal</i>	4:51.788	110.669	2:11.820	1:28.782	1:11.186	180.0

Qualifying Classification

Position

28 25 Matthew REES

SBK		Behind		27.432		
Best Time	4:53.845	Best Speed	109.895	On	3 Gp	
Lap	Lap Time	Lap Speed	Sector 1	Sector 2	Sector 3	Speed Trap
1	6:31.604	81.174		1:30.653	1:12.615	176.3
2	4:56.147	109.040	2:14.736	1:30.275	1:11.136	178.6
3	4:53.845	109.895	2:12.618	1:30.159	1:11.068	174.9
4	4:55.396	109.318	2:12.657	1:28.834		174.9
5	16:26.394	32.737		1:29.660		175.3
<i>Ideal</i>	4:52.520	110.392	2:12.618	1:28.834	1:11.068	178.6

29 85 Steven HORNE

SBK		Behind		28.583		
Best Time	4:54.996	Best Speed	109.466	On	2 Gp	
Lap	Lap Time	Lap Speed	Sector 1	Sector 2	Sector 3	Speed Trap
1	6:59.595	75.759		1:32.749	1:13.256	176.7
2	4:54.996	109.466	2:13.841	1:29.842	1:11.313	0.0
3	5:02.330	106.810	2:14.158	1:33.589	1:14.583	0.0
4	4:57.601	108.508	2:14.990	1:30.440	1:12.171	0.0
5	4:58.144	108.310	2:14.670	1:30.467		0.0
<i>Ideal</i>	4:54.996	109.466	2:13.841	1:29.842	1:11.313	176.7

30 79 Bruce BIRNIE

SBK		Behind		29.344		
Best Time	4:55.757	Best Speed	109.184	On	6 Gp	
Lap	Lap Time	Lap Speed	Sector 1	Sector 2	Sector 3	Speed Trap
1	9:24.680	56.294		1:36.648		162.2
2	11:10.471	48.163		1:31.120	1:13.200	170.9
3	5:00.455	107.477	2:15.691	1:31.949	1:12.815	177.2
4	4:58.964	108.013	2:16.481	1:30.559	1:11.924	176.7
5	5:00.088	107.608	2:14.926	1:32.973	1:12.189	181.5
6	4:55.757	109.184	2:13.858	1:30.407	1:11.492	178.6
7	4:59.540	107.805	2:14.785	1:31.809	1:12.946	177.2
<i>Ideal</i>	4:55.757	109.184	2:13.858	1:30.407	1:11.492	181.5



SUPERBIKE

First Qualifying

Tuesday, 14 May 2019

DETAILED SECTOR ANALYSIS

Qualifying Classification

Position

31	39 James CHAWKE	SBK	Behind	29.440		
Best Time	4:55.853	Best Speed	109.149	On 5 Gp		
Lap	Lap Time	Lap Speed	Sector 1	Sector 2	Sector 3	Speed Trap
1	6:32.321	81.025		1:32.830	1:14.746	176.7
2	5:00.761	107.368	2:14.764	1:33.020	1:12.977	179.1
3	4:59.111	107.960	2:13.734	1:30.379		179.1
4	13:28.932	39.919		1:31.685	1:24.129	180.0
5	4:55.853	109.149	2:11.664	1:29.098		179.1
<i>Ideal</i>	<i>4:53.739</i>	<i>109.934</i>	<i>2:11.664</i>	<i>1:29.098</i>	<i>1:12.977</i>	<i>180.0</i>

32	55 Donald MacFADYEN	SBK	Behind	32.184		
Best Time	4:58.597	Best Speed	108.146	On 2 Gp		
Lap	Lap Time	Lap Speed	Sector 1	Sector 2	Sector 3	Speed Trap
1	7:01.556	75.406		1:35.392	1:14.062	172.6
2	4:58.597	108.146	2:15.610	1:31.113	1:11.874	182.0
3	5:01.971	106.937	2:15.152	1:31.896	1:14.923	177.7
4	5:02.315	106.816	2:18.185	1:31.626	1:12.504	172.6
5	5:01.484	107.110	2:17.189	1:31.949	1:12.346	171.3
6	5:01.281	107.182	2:15.795	1:31.718	1:13.768	168.7
7	5:08.583	104.646	2:17.487	1:32.882		169.2
<i>Ideal</i>	<i>4:58.139</i>	<i>108.312</i>	<i>2:15.152</i>	<i>1:31.113</i>	<i>1:11.874</i>	<i>182.0</i>

33	27 Vassilios TAKOS	SBK	Behind	32.846		
Best Time	4:59.259	Best Speed	107.907	On 8 Gp		
Lap	Lap Time	Lap Speed	Sector 1	Sector 2	Sector 3	Speed Trap
1	6:47.093	78.085		1:32.809	1:12.753	170.9
2	5:01.180	107.218	2:15.472	1:31.844	1:13.864	174.9
3	5:27.807	98.509	2:33.300	1:40.269	1:14.238	174.0
4	5:15.200	102.449	2:18.403	1:39.125		159.9
5	7:52.441	68.351		1:33.264	1:13.266	164.2
6	5:08.059	104.824	2:16.499	1:37.859	1:13.701	171.3
7	5:00.271	107.543	2:15.258	1:32.281	1:12.732	175.3
8	4:59.259	107.907	2:14.266	1:31.998	1:12.995	176.3
<i>Ideal</i>	<i>4:58.842</i>	<i>108.057</i>	<i>2:14.266</i>	<i>1:31.844</i>	<i>1:12.732</i>	<i>176.3</i>

Qualifying Classification

Position

34	17 Mark GOODINGS	SBK	Behind	33.493		
Best Time	4:59.906	Best Speed	107.674	On 5 Gp		
Lap	Lap Time	Lap Speed	Sector 1	Sector 2	Sector 3	Speed Trap
1	8:04.558	65.602		1:32.427	1:14.992	173.5
2	5:02.580	106.722	2:17.719	1:31.635	1:13.226	176.7
3	5:01.510	107.101	2:17.729	1:31.238	1:12.543	177.7
4	5:03.452	106.416	2:16.425	1:32.727	1:14.300	174.0
5	4:59.906	107.674	2:15.828	1:31.670	1:12.408	174.9
6	5:07.636	104.968	2:17.489	1:31.993		174.9
<i>Ideal</i>	<i>4:59.474</i>	<i>107.829</i>	<i>2:15.828</i>	<i>1:31.238</i>	<i>1:12.408</i>	<i>177.7</i>

35	15 Marty LENNON	SBK	Behind	33.765		
Best Time	5:00.178	Best Speed	107.576	On 2 Gp		
Lap	Lap Time	Lap Speed	Sector 1	Sector 2	Sector 3	Speed Trap
1	7:23.012	71.754		1:33.861	1:16.761	179.1
2	5:00.178	107.576	2:15.251	1:31.610	1:13.317	172.6
3	5:02.969	106.585	2:16.185	1:32.637		174.0
4	11:43.750	45.886		1:32.853	1:12.371	175.3
5	5:03.618	106.357	2:16.669	1:31.648	1:15.301	158.4
6	5:05.429	105.727	2:15.651	1:34.176		162.2
<i>Ideal</i>	<i>4:59.232</i>	<i>107.916</i>	<i>2:15.251</i>	<i>1:31.610</i>	<i>1:12.371</i>	<i>179.1</i>

36	43 Stephen DEGNAN	SBK	Behind	40.119		
Best Time	5:06.532	Best Speed	105.346	On 4 Gp		
Lap	Lap Time	Lap Speed	Sector 1	Sector 2	Sector 3	Speed Trap
1	7:24.152	71.570		1:36.339	1:19.738	156.6
2	5:14.921	102.540	2:22.446	1:35.064	1:17.411	164.2
3	5:12.344	103.386	2:21.657	1:34.272	1:16.415	167.5
4	5:06.532	105.346	2:17.703	1:33.454	1:15.375	170.9
5	5:10.406	104.031	2:18.271	1:36.058	1:16.077	167.1
6	5:12.476	103.342	2:19.611	1:34.974	1:17.891	163.0
7	5:11.752	103.582	2:19.923	1:34.717	1:17.112	167.9
<i>Ideal</i>	<i>5:06.532</i>	<i>105.346</i>	<i>2:17.703</i>	<i>1:33.454</i>	<i>1:15.375</i>	<i>170.9</i>



SUPERBIKE

First Qualifying

Tuesday, 14 May 2019

DETAILED SECTOR ANALYSIS

Qualifying Classification

Position

37 30 Toni RECHBERGER

SBK Behind **44.723**

Best Time **5:11.136** Best Speed **103.787** On **5** Gp

Lap	Lap Time	Lap Speed	Sector 1	Sector 2	Sector 3	Speed Trap
1	7:48.731	67.817		1:38.849	1:19.512	165.4
2	5:16.591	101.999	2:22.502	1:36.944	1:17.145	169.2
3	5:16.482	102.034	2:22.960	1:36.088	1:17.434	172.6
4	5:13.489	103.008	2:21.396	1:35.791	1:16.302	171.8
5	5:11.136	103.787	2:20.451	1:35.908	1:14.777	170.5
6	5:44.192	93.820	2:26.980	1:49.048		163.8
<i>Ideal</i>	<i>5:11.019</i>	<i>103.826</i>	<i>2:20.451</i>	<i>1:35.791</i>	<i>1:14.777</i>	<i>172.6</i>

38 24 Andy SELLARS

SBK Behind **45.703**

Best Time **5:12.116** Best Speed **103.462** On **5** Gp

Lap	Lap Time	Lap Speed	Sector 1	Sector 2	Sector 3	Speed Trap
1	7:24.785	71.468				0.0
2	5:13.328	103.061				0.0
3	5:14.838	102.567				0.0
4	13:47.130	39.041		1:35.109	1:16.469	171.8
5	5:12.116	103.462	2:20.297	1:35.426	1:16.393	171.8
6	5:19.285	101.138	2:24.512	1:37.580	1:17.193	160.7
7	5:19.568	101.049	2:23.441	1:37.711	1:18.416	169.6
<i>Ideal</i>	<i>5:11.799</i>	<i>103.567</i>	<i>2:20.297</i>	<i>1:35.109</i>	<i>1:16.393</i>	<i>171.8</i>

39 70 Paul MACKEY

SBK Behind **47.385**

Best Time **5:13.798** Best Speed **102.907** On **3** Gp

Lap	Lap Time	Lap Speed	Sector 1	Sector 2	Sector 3	Speed Trap
1	21:02.359	25.181		1:36.665	1:15.761	165.4
2	5:15.401	102.384	2:22.373	1:37.536	1:15.492	161.5
3	5:13.798	102.907	2:21.646	1:35.654		165.0
4	8:45.078	61.499		1:36.905	1:16.406	166.2
<i>Ideal</i>	<i>5:12.792</i>	<i>103.238</i>	<i>2:21.646</i>	<i>1:35.654</i>	<i>1:15.492</i>	<i>166.2</i>

Non Qualifiers

Position

Non Qualifiers

Position

14 Daley MATHISON

SBK Behind **10.875**

Best Time **4:37.288** Best Speed **116.457** On **2** Gp

Lap	Lap Time	Lap Speed	Sector 1	Sector 2	Sector 3	Speed Trap
1	10:29.002	50.537				0.0
2	4:37.288	116.457				0.0
<i>Ideal</i>	<i>0.000</i>	<i>0.000</i>				<i>0.0</i>

38 Erno KOSTAMO

SBK Behind **39.805**

Best Time **5:06.218** Best Speed **105.454** On **2** Gp

Lap	Lap Time	Lap Speed	Sector 1	Sector 2	Sector 3	Speed Trap
1	6:58.511	75.955				0.0
2	5:06.218	105.454				0.0
<i>Ideal</i>	<i>0.000</i>	<i>0.000</i>				<i>0.0</i>

82 Derek SHEILS

SBK Behind **41.268**

Best Time **5:07.681** Best Speed **104.953** On **5** Gp

Lap	Lap Time	Lap Speed	Sector 1	Sector 2	Sector 3	Speed Trap
1	5:50.365	90.728		1:28.049		171.8
2	10:40.402	50.425		1:27.904	1:08.002	0.0
3	5:21.433	100.463	2:35.211	1:33.551		0.0
4	9:21.602	57.500		1:27.026	1:06.802	0.0
5	5:07.681	104.953	2:10.014	1:31.271		0.0
<i>Ideal</i>	<i>4:43.842</i>	<i>113.768</i>	<i>2:10.014</i>	<i>1:27.026</i>	<i>1:06.802</i>	<i>171.8</i>

28 Paul GARTLAND

SBK Behind **45.377**

Best Time **5:11.790** Best Speed **103.570** On **3** Gp

Lap	Lap Time	Lap Speed	Sector 1	Sector 2	Sector 3	Speed Trap
1	7:35.883	69.728		1:37.551	1:20.664	0.0
2	5:16.484	102.034	2:23.979	1:36.397	1:16.108	0.0
3	5:11.790	103.570	2:20.397	1:34.566		0.0
4	32:07.414	16.754		21:03.293		0.0
<i>Ideal</i>	<i>5:11.071</i>	<i>103.809</i>	<i>2:20.397</i>	<i>1:34.566</i>	<i>1:16.108</i>	<i>0.0</i>





SUPERBIKE

First Qualifying

Tuesday, 14 May 2019

DETAILED SECTOR ANALYSIS

Non Qualifiers

Position

35 Patricia FERNANDEZ

SBK Behind 51.084

Best Time 5:17.497 Best Speed 101.708 On 2 Gp

Lap	Lap Time	Lap Speed	Sector 1	Sector 2	Sector 3	Speed Trap
1	6:19.498	83.763		1:34.633	1:18.137	163.4
2	5:17.497	101.708	2:23.034	1:37.229	1:17.234	160.7
3	5:27.882	98.487	2:28.584	1:36.224		155.5
<i>Ideal</i>	<i>5:14.901</i>	<i>102.547</i>	<i>2:23.034</i>	<i>1:34.633</i>	<i>1:17.234</i>	<i>163.4</i>

86 Derek McGEE

SBK Behind 2:05.000

Best Time 6:31.413 Best Speed 82.501 On 1 Gp

Lap	Lap Time	Lap Speed	Sector 1	Sector 2	Sector 3	Speed Trap
1	6:31.413	81.213		1:34.836		189.1
<i>Ideal</i>	<i>0.000</i>	<i>0.000</i>		<i>1:34.836</i>		<i>189.1</i>

19 Kris DUNCAN

SBK Behind 20:03.122

Best Time 24:29.535 Best Speed 21.974 On 1 Gp

Lap	Lap Time	Lap Speed	Sector 1	Sector 2	Sector 3	Speed Trap
1	24:29.535	21.631		1:37.947		172.2
<i>Ideal</i>	<i>0.000</i>	<i>0.000</i>		<i>1:37.947</i>		<i>172.2</i>

fonaCAB International NORTH WEST 200 with Nicholl Oils

SUPERBIKE

First Qualifying

SECTOR ANALYSIS

Perfect Lap (sum of best sectors) = 4:25.877



SECTOR 1 FINISH - BALLYSALLY			SECTOR 2 BALLYSALLY - METROPOLE		SECTOR 3 METROPOLE - FINISH		IDEAL / BEST COMPARISON				
Pos	No Name	Time	No Name	Time	No Name	Time	Pos	No Name	Ideal Time	Best Tim	Diff
1	2 Dean HARRISON	2:00.454	2 Dean HARRISON	1:21.536	2 Dean HARRISON	1:03.887	1	2 Dean HARRISON	4:25.877	4:26.413	0.536
2	3 Michael DUNLOP	2:00.749	3 Michael DUNLOP	1:21.965	3 Michael DUNLOP	1:03.963	2	3 Michael DUNLOP	4:26.677	4:26.944	0.267
3	34 Alastair SEELEY	2:01.393	34 Alastair SEELEY	1:22.468	60 Peter HICKMAN	1:04.174	3	34 Alastair SEELEY	4:28.050	4:28.050	0.000
4	4 Ian HUTCHINSON	2:01.813	90 Michael RUTTER	1:22.802	34 Alastair SEELEY	1:04.189	4	13 Lee JOHNSTON	4:29.399	4:29.399	0.000
5	13 Lee JOHNSTON	2:02.091	13 Lee JOHNSTON	1:22.928	13 Lee JOHNSTON	1:04.380	5	60 Peter HICKMAN	4:29.598	4:30.021	0.423
6	37 James HILLIER	2:02.349	60 Peter HICKMAN	1:23.021	37 James HILLIER	1:04.423	6	37 James HILLIER	4:30.059	4:30.451	0.392
7	60 Peter HICKMAN	2:02.403	10 Conor CUMMINS	1:23.036	1 Glenn IRWIN	1:04.499	7	1 Glenn IRWIN	4:30.458	4:30.458	0.000
8	1 Glenn IRWIN	2:02.636	37 James HILLIER	1:23.287	20 David JOHNSON	1:04.746	8	4 Ian HUTCHINSON	4:30.613	4:30.613	0.000
9	90 Michael RUTTER	2:02.699	1 Glenn IRWIN	1:23.323	10 Conor CUMMINS	1:04.803	9	90 Michael RUTTER	4:30.554	4:31.298	0.744
10	10 Conor CUMMINS	2:02.902	4 Ian HUTCHINSON	1:23.422	90 Michael RUTTER	1:05.053	10	10 Conor CUMMINS	4:30.741	4:31.326	0.585
11	20 David JOHNSON	2:03.572	20 David JOHNSON	1:23.633	4 Ian HUTCHINSON	1:05.378	11	20 David JOHNSON	4:31.951	4:32.082	0.131
12	74 Davey TODD	2:04.010	74 Davey TODD	1:23.702	74 Davey TODD	1:05.696	12	74 Davey TODD	4:33.408	4:34.723	1.315
13	36 Jamie COWARD	2:04.508	47 Richard COOPER	1:24.595	36 Jamie COWARD	1:06.257	13	14 Daley MATHISON		4:37.288	
14	7 Gary JOHNSON	2:05.382	12 Paul JORDAN	1:24.707	12 Paul JORDAN	1:06.406	14	12 Paul JORDAN	4:37.523	4:37.667	0.144
15	47 Richard COOPER	2:05.560	7 Gary JOHNSON	1:25.033	82 Derek SHEILS	1:06.802	15	36 Jamie COWARD	4:36.821	4:38.353	1.532
16	12 Paul JORDAN	2:06.410	9 Craig NEVE	1:25.265	40 Horst SAIGER	1:06.816	16	7 Gary JOHNSON	4:37.407	4:38.741	1.334
17	40 Horst SAIGER	2:06.449	40 Horst SAIGER	1:25.606	5 John McGUINNESS	1:06.854	17	40 Horst SAIGER	4:38.871	4:38.871	0.000
18	65 Michael SWEENEY	2:06.469	36 Jamie COWARD	1:26.056	7 Gary JOHNSON	1:06.992	18	47 Richard COOPER	4:38.614	4:39.109	0.495
19	11 Dominic HERBERTSON	2:06.993	65 Michael SWEENEY	1:26.108	9 Craig NEVE	1:07.110	19	65 Michael SWEENEY	4:39.867	4:40.671	0.804
20	9 Craig NEVE	2:07.606	5 John McGUINNESS	1:26.202	65 Michael SWEENEY	1:07.290	20	5 John McGUINNESS	4:41.588	4:41.588	0.000
21	5 John McGUINNESS	2:08.532	11 Dominic HERBERTSON	1:26.311	11 Dominic HERBERTSON	1:07.945	21	11 Dominic HERBERTSON	4:41.249	4:41.607	0.358
22	59 Darryl TWEED	2:09.956	82 Derek SHEILS	1:27.026	47 Richard COOPER	1:08.459	22	9 Craig NEVE	4:39.981	4:42.709	2.728
23	82 Derek SHEILS	2:10.014	59 Darryl TWEED	1:27.660	59 Darryl TWEED	1:09.218	23	59 Darryl TWEED	4:46.834	4:47.017	0.183
24	48 Paul WILLIAMS	2:10.160	18 Lukas MAURER	1:27.891	48 Paul WILLIAMS	1:09.454	24	18 Lukas MAURER	4:48.422	4:48.422	0.000
25	18 Lukas MAURER	2:10.773	182 Xavier DENIS	1:27.989	18 Lukas MAURER	1:09.758	25	77 Tom WEEDEN	4:51.270	4:52.069	0.799
26	39 James CHAWKE	2:11.664	66 Chris GREEN	1:28.782	77 Tom WEEDEN	1:09.908	26	182 Xavier DENIS	4:50.227	4:52.193	1.966
27	66 Chris GREEN	2:11.820	25 Matthew REES	1:28.834	182 Xavier DENIS	1:10.087	27	48 Paul WILLIAMS	4:48.602	4:52.328	3.726
28	77 Tom WEEDEN	2:11.857	48 Paul WILLIAMS	1:28.988	25 Matthew REES	1:11.068	28	66 Chris GREEN	4:51.788	4:53.550	1.762
29	182 Xavier DENIS	2:12.151	39 James CHAWKE	1:29.098	66 Chris GREEN	1:11.186	29	25 Matthew REES	4:52.520	4:53.845	1.325
30	25 Matthew REES	2:12.618	77 Tom WEEDEN	1:29.505	85 Steven HORNE	1:11.313	30	85 Steven HORNE	4:54.996	4:54.996	0.000
31	85 Steven HORNE	2:13.841	85 Steven HORNE	1:29.842	79 Bruce BIRNIE	1:11.492	31	79 Bruce BIRNIE	4:55.757	4:55.757	0.000
32	79 Bruce BIRNIE	2:13.858	79 Bruce BIRNIE	1:30.407	55 Donald MacFADYEN	1:11.874	32	39 James CHAWKE	4:53.739	4:55.853	2.114
33	27 Vassilios TAKOS	2:14.266	55 Donald MacFADYEN	1:31.113	15 Marty LENNON	1:12.371	33	55 Donald MacFADYEN	4:58.139	4:58.597	0.458
34	55 Donald MacFADYEN	2:15.152	17 Mark GOODINGS	1:31.238	17 Mark GOODINGS	1:12.408	34	27 Vassilios TAKOS	4:58.842	4:59.259	0.417
35	15 Marty LENNON	2:15.251	15 Marty LENNON	1:31.610	27 Vassilios TAKOS	1:12.732	35	17 Mark GOODINGS	4:59.474	4:59.906	0.432
36	17 Mark GOODINGS	2:15.828	27 Vassilios TAKOS	1:31.844	39 James CHAWKE	1:12.977	36	15 Marty LENNON	4:59.232	5:00.178	0.946
37	43 Stephen DEGNAN	2:17.703	43 Stephen DEGNAN	1:33.454	30 Toni RECHBERGER	1:14.777	37	38 Erno KOSTAMO		5:06.218	
38	24 Andy SELLARS	2:20.297	28 Paul GARTLAND	1:34.566	43 Stephen DEGNAN	1:15.375	38	43 Stephen DEGNAN	5:06.532	5:06.532	0.000
39	28 Paul GARTLAND	2:20.397	35 Patricia FERNANDEZ	1:34.633	70 Paul MACKEY	1:15.492	39	82 Derek SHEILS	4:43.842	5:07.681	23.839
40	30 Toni RECHBERGER	2:20.451	86 Derek McGEE	1:34.836	28 Paul GARTLAND	1:16.108	40	30 Toni RECHBERGER	5:11.019	5:11.136	0.117
41	70 Paul MACKEY	2:21.646	24 Andy SELLARS	1:35.109	24 Andy SELLARS	1:16.393	41	28 Paul GARTLAND	5:11.071	5:11.790	0.719
42	35 Patricia FERNANDEZ	2:23.034	70 Paul MACKEY	1:35.654	35 Patricia FERNANDEZ	1:17.234	42	24 Andy SELLARS	5:11.799	5:12.116	0.317
			30 Toni RECHBERGER	1:35.791			43	70 Paul MACKEY	5:12.792	5:13.798	1.006
			19 Kris DUNCAN	1:37.947			44	35 Patricia FERNANDEZ	5:14.901	5:17.497	2.596



SPEED TRAP ON APPROACH TO UNIVERSITY

Class	No/Name	Fastest	Lap 1	Lap 2	Lap 3	Lap 4	Lap 5	Lap 6	Lap 7	Lap 8	Lap 9	Lap 10	Lap 11	Lap 12
SBK	13 Lee JOHNSTON	195.7	188.1	195.7	189.7	189.7	189.7	190.7						
SBK	90 Michael RUTTER	195.2	179.5	195.2	187.6	187.6	191.3	189.7	191.8					
SBK	10 Conor CUMMINS	195.2	188.6	191.3	187.6	189.7	183.0	195.2	189.1	189.7				
SBK	2 Dean HARRISON	194.6	189.7	191.8	191.3	194.6	190.2	192.9	190.7	189.1	191.3			
SBK	34 Alastair SEELEY	194.0	190.2	194.0	190.2	191.3	187.6	192.4	189.7	191.3				
SBK	5 John McGUINNESS	193.5	193.5	171.3										
SBK	37 James HILLIER	193.5	184.5	193.5	188.6	192.4	191.3	190.7						
SBK	47 Richard COOPER	193.5	164.6	180.5	192.4	183.5	193.5	189.1	189.7	131.2				
SBK	4 Ian HUTCHINSON	192.9	190.2	192.9	192.4	191.3	190.2	191.3	176.3					
SBK	3 Michael DUNLOP	191.8	190.2	191.8	191.3	190.7	191.3	182.0	190.7					
SBK	60 Peter HICKMAN	190.7	190.7	187.6	190.2	190.2	183.0							
SBK	1 Glenn IRWIN	190.2	187.0	190.2	188.6	189.7	189.7	190.2						
SBK	20 David JOHNSON	190.2	178.1	189.1	188.6	181.0	188.1	190.2	187.6					
SBK	7 Gary JOHNSON	189.7	188.1	189.7	187.6	185.0	188.1							
SBK	86 Derek McGEE	189.1	189.1											
SBK	12 Paul JORDAN	189.1	180.5	189.1	184.0	170.0								
SBK	9 Craig NEVE	188.6	184.0	186.5	168.3	180.0	185.0	188.6	186.0	176.7				
SBK	36 Jamie COWARD	188.6	177.2	184.0	188.1	187.0	187.6	187.0	188.6					
SBK	40 Horst SAIGER	188.1	176.3	188.1	181.0	180.5	181.5	183.0	178.6					
SBK	74 Davey TODD	188.1	180.0	188.1	182.5	187.6								
SBK	48 Paul WILLIAMS	186.5	174.0	186.5	183.5	181.0	182.5	183.0	179.1					
SBK	11 Dominic HERBERTSON	185.5	181.5	185.5	184.0	182.5	179.5	184.0	182.0					
SBK	18 Lukas MAURER	185.0	176.7	185.0	184.0	185.0	184.0	182.0	181.0	182.5				
SBK	59 Darryl TWEED	183.0	182.5	182.0	181.5	181.5	183.0							
SBK	65 Michael SWEENEY	182.0	175.3	180.0	176.7	176.3	176.7	182.0						
SBK	55 Donald MacFADYEN	182.0	172.6	182.0	177.7	172.6	171.3	168.7	169.2					
SBK	79 Bruce BIRNIE	181.5	162.2	170.9	177.2	176.7	181.5	178.6	177.2					
SBK	66 Chris GREEN	180.0	178.1	177.2	175.3	180.0	179.5							
SBK	39 James CHAWKE	180.0	176.7	179.1	179.1	180.0	179.1							
SBK	15 Marty LENNON	179.1	179.1	172.6	174.0	175.3	158.4	162.2						
SBK	77 Tom WEEDEN	179.1	163.0	167.1	177.7	162.2	179.1	166.7	172.6					
SBK	25 Matthew REES	178.6	176.3	178.6	174.9	174.9	175.3							
SBK	17 Mark GOODINGS	177.7	173.5	176.7	177.7	174.0	174.9	174.9						
SBK	85 Steven HORNE	176.7	176.7											
SBK	182 Xavier DENIS	176.7	159.6	174.9	176.7	169.2	167.9	174.9						
SBK	27 Vassilios TAKOS	176.3	170.9	174.9	174.0	159.9	164.2	171.3	175.3	176.3				
SBK	30 Toni RECHBERGER	172.6	165.4	169.2	172.6	171.8	170.5	163.8						
SBK	19 Kris DUNCAN	172.2	172.2											
SBK	24 Andy SELLARS	171.8	171.8	171.8	160.7	169.6								
SBK	82 Derek SHEILS	171.8	171.8											
SBK	43 Stephen DEGNAN	170.9	156.6	164.2	167.5	170.9	167.1	163.0	167.9					
SBK	70 Paul MACKAY	166.2	165.4	161.5	165.0	166.2								
SBK	35 Patricia FERNANDEZ	163.4	163.4	160.7	155.5									

fonaCAB International NORTH WEST 200 with Nicholl Oils

SUPERBIKE

Second Qualifying

Thursday, 16 May 2019



Qualifying Time

5:10.110

Qualifying Speed

104.131


Pos	Class	No	Name	Machine / Sponsor	Time	Best Lap		On	Total Laps	Qualifying Laps
						Behind	Speed			
Qualifying Classification										
1	SBK	1	Glenn IRWIN	Kawasaki - Quattro Plant Wicked Coatings	4:21.767		123.362	6	8	7
2	SBK	2	Dean HARRISON	Kawasaki - Silicone Engineering Racing	4:21.973	0.206	123.265	4	9	8
3	SBK	34	Alastair SEELEY	Ducati - Be Wiser Ducati	4:22.044	0.277	123.231	8	8	6
4	SBK	3	Michael DUNLOP	BMW - Tyco BMW Motorrad	4:24.836	3.069	121.932	2	6	4
5	SBK	10	Conor CUMMINS	Honda - Milenco by Padgett's Motorcycles	4:25.116	3.349	121.803	2	6	5
6	SBK	13	Lee JOHNSTON	BMW - Ashcourt Racing	4:25.823	4.056	121.479	2	7	5
7	SBK	90	Michael RUTTER	Honda - Bathams Racing	4:26.200	4.433	121.307	3	8	6
8	SBK	47	Richard COOPER	Suzuki - Buildbase Suzuki	4:27.051	5.284	120.921	7	7	4
9	SBK	4	Ian HUTCHINSON	Honda - Honda Racing	4:28.107	6.340	120.444	7	7	5
10	SBK	37	James HILLIER	Kawasaki - Quattro Plant Wicked Coatings	4:28.170	6.403	120.416	7	7	5
11	SBK	82	Derek SHEILS	Suzuki - Burrows Eng/RK Racing	4:30.737	8.970	119.274	7	8	6
12	SBK	12	Paul JORDAN	Kawasaki - Dafabet Devitt Racing	4:32.319	10.552	118.582	5	6	5
13	SBK	36	Jamie COWARD	Yamaha - PreZ Racing	4:33.440	11.673	118.095	4	4	3
14	SBK	9	Craig NEVE	BMW - Callmac Scaffolding	4:34.225	12.458	117.757	3	8	6
15	SBK	7	Gary JOHNSON	Kawasaki - RAF Regular & Reserves	4:34.490	12.723	117.644	2	6	3
16	SBK	14	Daley MATHISON	BMW - Penz13.com/SK Support	4:34.571	12.804	117.609	3	6	4
17	SBK	40	Horst SAIGER	Yamaha - Saiger Racing	4:36.826	15.059	116.651	7	8	3
18	SBK	38	Erno KOSTAMO	BMW - Penz13.com	4:37.971	16.204	116.170	7	7	4
19	SBK	18	Lukas MAURER	Kawasaki - L78 by Heidger Motorsport	4:39.505	17.738	115.533	6	7	4
20	SBK	19	Kris DUNCAN	Kawasaki - Turriff Caravans/JE Autos	4:43.504	21.737	113.903	5	8	6
21	SBK	182	Xavier DENIS	Honda - Optimark Road Racing	4:44.423	22.656	113.535	3	7	4
22	SBK	39	James CHAWKE	Suzuki - Chawkie Supporters Club	4:44.554	22.787	113.483	3	4	3
23	SBK	59	Darryl TWEED	Kawasaki - DH Racing	4:44.636	22.869	113.450	2	6	3
24	SBK	79	Bruce BIRNIE	BMW - Carnegie Fuels	4:45.631	23.864	113.055	7	7	5
25	SBK	77	Tom WEEDEN	Suzuki - Burrows Eng/RK Racing	4:47.036	25.269	112.502	5	8	6
26	SBK	48	Paul WILLIAMS	BMW - Paul Potchy Williams	4:48.463	26.696	111.945	3	4	3
27	SBK	17	Mark GOODINGS	Kawasaki - Mark Goodings Racing	4:49.136	27.369	111.684	2	3	2
28	SBK	49	Raul TORRAS	Kawasaki	4:50.036	28.269	111.338	7	8	4
29	SBK	55	Donald MacFADYEN	BMW - MacFadyen Racing	4:50.119	28.352	111.306	2	7	5
30	SBK	66	Chris GREEN	BMW - Hollins Strategic Land/Go Green	4:50.482	28.715	111.167	2	3	2
31	SBK	27	Vassilios TAKOS	Yamaha - L78 by Heidger Motorsport	4:55.406	33.639	109.314	2	5	3
32	SBK	35	Patricia FERNANDEZ	Kawasaki - Fernandez Magic Bullet Racing	4:59.440	37.673	107.841	3	5	4
33	SBK	43	Stephen DEGNAN	Kawasaki	5:02.542	40.775	106.736	3	4	3

Non Qualifiers

SBK	74	Davey TODD	BMW - Penz13.com	4:32.087	10.320	118.683	3	5	1
SBK	5	John McGUINNESS	Norton - Norton Motorcycles	4:38.566	16.799	115.922	2	3	1
SBK	24	Andy SELLARS	BMW - ASM Road Racing	5:10.225	48.458	104.092	3	6	0
SBK	70	Paul MACKEY	Kawasaki - Glenn Scott Motorcycles	5:11.205	49.438	103.764	3	4	0
SBK	25	Matthew REES	Kawasaki - Rees Racing	5:20.771	59.004	100.670	2	2	0
SBK	60	Peter HICKMAN	BMW - Smith's Racing BMW	5:27.077	1:05.310	98.729	3	4	0
SBK	15	Marty LENNON	Yamaha	7:24.496	3:02.729	72.649	1	1	0

Provisional result to be confirmed by the Stewards of the Meeting subject to completion of technical inspections & the time limit for protests

Page 1 / 1

Circuit	The Triangle	Signed	Organising Club	Coleraine & District MC
Length(miles)	8.9700 Lap 1 (8.8300)		Qualifying Started	13:40
Weather	Bright	Chief Timekeeper		
Track	Dry, 34°C	Issued At: 14:37		





SUPERBIKE

Second Qualifying

Thursday, 16 May 2019

DETAILED SECTOR ANALYSIS

Qualifying Classification

Position

1 **1 Glenn IRWIN**

SBK Behind **0.206**
Best Time **4:21.767** Best Speed **123.362** On **6** Gp

Lap	Lap Time	Lap Speed	Sector 1	Sector 2	Sector 3	Speed Trap
1	5:08.733	102.963		1:22.426	1:04.657	191.3
2	4:25.220	121.756	2:00.372	1:21.384	1:03.464	192.4
3	4:24.582	122.049	1:59.684	1:21.413	1:03.485	192.4
4	4:50.215	111.269	2:10.145	1:29.354		191.3
5	15:32.361	34.635		1:21.407	1:02.882	194.0
6	4:21.767	123.362	1:58.289	1:20.995	1:02.483	194.0
7	4:58.274	108.263	2:04.863	1:29.155	1:24.256	191.3
8	4:39.215	115.653	1:59.301	1:20.730		192.4
<i>Ideal</i>	<i>4:21.502</i>	<i>123.487</i>	<i>1:58.289</i>	<i>1:20.730</i>	<i>1:02.483</i>	<i>194.0</i>

2 **2 Dean HARRISON**

SBK Behind **0.206**
Best Time **4:21.973** Best Speed **123.265** On **4** Gp

Lap	Lap Time	Lap Speed	Sector 1	Sector 2	Sector 3	Speed Trap
1	4:52.309	108.748		1:21.510	1:04.533	189.7
2	4:25.453	121.649	1:59.755	1:22.159	1:03.539	191.8
3	4:23.698	122.458	1:59.314	1:20.940	1:03.444	191.3
4	4:21.973	123.265	1:58.784	1:20.345	1:02.844	190.7
5	4:50.696	111.085	2:07.196	1:33.602		188.1
6	11:25.122	47.133		1:21.355	1:02.897	191.3
7	4:22.335	123.095	1:58.344	1:20.689	1:03.302	190.2
8	4:58.488	108.185	2:07.824	1:25.343	1:25.321	192.4
9	4:39.436	115.561	2:06.220	1:22.777		191.8
<i>Ideal</i>	<i>4:21.533</i>	<i>123.472</i>	<i>1:58.344</i>	<i>1:20.345</i>	<i>1:02.844</i>	<i>192.4</i>

3 **34 Alastair SEELEY**

SBK Behind **0.277**
Best Time **4:22.044** Best Speed **123.231** On **8** Gp

Lap	Lap Time	Lap Speed	Sector 1	Sector 2	Sector 3	Speed Trap
1	5:03.473	104.747		1:22.146	1:05.267	192.4
2	4:25.686	121.542	2:00.807	1:21.489	1:03.390	195.2
3	4:32.993	118.289	2:00.808	1:22.487		195.2
4	11:13.753	47.929		1:22.884	1:04.998	192.4
5	4:24.430	122.119	1:59.934	1:21.267	1:03.229	192.9
6	4:24.057	122.292	1:59.516	1:21.273	1:03.268	192.9
7	10:07.707	53.137		1:26.160	1:26.245	192.9
8	4:22.044	123.231	1:58.899	1:20.448	1:02.697	195.7
<i>Ideal</i>	<i>4:22.044</i>	<i>123.231</i>	<i>1:58.899</i>	<i>1:20.448</i>	<i>1:02.697</i>	<i>195.7</i>

Qualifying Classification

Position

4 **3 Michael DUNLOP**

SBK Behind **3.069**
Best Time **4:24.836** Best Speed **121.932** On **2** Gp

Lap	Lap Time	Lap Speed	Sector 1	Sector 2	Sector 3	Speed Trap
1	9:10.806	57.712		1:26.330	1:09.542	189.1
2	4:24.836	121.932	1:59.879	1:21.650	1:03.307	190.2
3	4:37.623	116.316	2:06.585	1:22.124		190.7
4	17:40.321	30.455		1:23.491	1:09.380	185.5
5	4:55.064	109.441	2:00.886	1:37.067	1:17.111	184.0
6	4:25.500	121.627	2:00.096	1:21.678	1:03.726	186.0
<i>Ideal</i>	<i>4:24.836</i>	<i>121.932</i>	<i>1:59.879</i>	<i>1:21.650</i>	<i>1:03.307</i>	<i>190.7</i>

5 **10 Conor CUMMINS**

SBK Behind **3.349**
Best Time **4:25.116** Best Speed **121.803** On **2** Gp

Lap	Lap Time	Lap Speed	Sector 1	Sector 2	Sector 3	Speed Trap
1	4:56.606	107.172		1:21.961	1:04.037	198.6
2	4:25.116	121.803	1:59.965	1:21.446	1:03.705	195.2
3	4:34.135	117.796	2:03.408	1:22.448		191.3
4	23:43.224	22.689		1:23.114	1:05.106	194.6
5	4:30.350	119.445	2:03.511	1:22.667	1:04.172	183.0
6	4:25.290	121.723	1:59.791	1:21.413	1:04.086	196.3
<i>Ideal</i>	<i>4:24.909</i>	<i>121.898</i>	<i>1:59.791</i>	<i>1:21.413</i>	<i>1:03.705</i>	<i>198.6</i>

6 **13 Lee JOHNSTON**

SBK Behind **4.056**
Best Time **4:25.823** Best Speed **121.479** On **2** Gp

Lap	Lap Time	Lap Speed	Sector 1	Sector 2	Sector 3	Speed Trap
1	4:57.991	106.674		1:22.509	1:04.418	194.6
2	4:25.823	121.479	2:00.320	1:21.877	1:03.626	188.1
3	4:43.616	113.858	2:01.927	1:27.274		183.5
4	13:56.237	38.616		1:23.546	1:09.291	191.3
5	4:34.910	117.464	2:00.666	1:24.310		191.8
6	11:31.106	46.725		1:24.587	1:26.487	185.0
7	4:53.924	109.865	2:00.477	1:22.244	1:31.203	191.8
<i>Ideal</i>	<i>4:25.823</i>	<i>121.479</i>	<i>2:00.320</i>	<i>1:21.877</i>	<i>1:03.626</i>	<i>194.6</i>





SUPERBIKE

Second Qualifying

Thursday, 16 May 2019

DETAILED SECTOR ANALYSIS

Qualifying Classification

Position

7	90 Michael RUTTER	SBK	Behind	4.433		
Best Time	4:26.200	Best Speed	121.307	On 3 Gp		
Lap	Lap Time	Lap Speed	Sector 1	Sector 2	Sector 3	Speed Trap
1	4:55.458	107.589		1:22.665	1:04.786	192.4
2	4:27.683	120.635	2:00.741	1:23.000	1:03.942	191.8
3	4:26.200	121.307	2:00.315	1:21.974	1:03.911	196.9
4	5:07.228	105.108	2:05.503	1:45.552		189.1
5	14:40.813	36.662		1:22.547		191.8
6	5:27.171	98.701		1:23.744	1:04.291	178.6
7	4:26.450	121.193	2:00.226	1:22.312	1:03.912	192.9
8	4:27.119	120.890	2:00.924	1:22.336	1:03.859	189.1
<i>Ideal</i>	<i>4:26.059</i>	<i>121.372</i>	<i>2:00.226</i>	<i>1:21.974</i>	<i>1:03.859</i>	<i>196.9</i>

8	47 Richard COOPER	SBK	Behind	5.284		
Best Time	4:27.051	Best Speed	120.921	On 7 Gp		
Lap	Lap Time	Lap Speed	Sector 1	Sector 2	Sector 3	Speed Trap
1	5:40.109	93.464		1:24.179	1:07.270	194.6
2	4:33.192	118.203	2:03.471	1:23.405	1:06.316	194.0
3	4:52.835	110.274	2:02.916	1:32.653		195.2
4	12:38.177	42.592		1:52.316	1:06.624	191.8
5	4:56.421	108.940	2:05.247	1:39.348		182.5
6	10:51.490	49.566		1:23.784	1:04.385	187.6
7	4:27.051	120.921	2:00.426	1:22.219	1:04.406	189.7
<i>Ideal</i>	<i>4:27.030</i>	<i>120.930</i>	<i>2:00.426</i>	<i>1:22.219</i>	<i>1:04.385</i>	<i>195.2</i>

9	4 Ian HUTCHINSON	SBK	Behind	6.340		
Best Time	4:28.107	Best Speed	120.444	On 7 Gp		
Lap	Lap Time	Lap Speed	Sector 1	Sector 2	Sector 3	Speed Trap
1	5:22.933	98.435		1:24.909	1:06.918	189.7
2	4:32.873	118.341	2:03.818	1:24.087	1:04.968	189.7
3	4:44.122	113.655	2:06.834	1:26.877		187.6
4	18:58.208	28.371		1:22.364	1:10.204	194.6
5	4:28.629	120.210	2:01.744	1:22.716	1:04.169	190.7
6	4:29.915	119.638	2:01.785	1:23.958	1:04.172	185.5
7	4:28.107	120.444	2:00.963	1:22.804	1:04.340	188.6
<i>Ideal</i>	<i>4:27.496</i>	<i>120.720</i>	<i>2:00.963</i>	<i>1:22.364</i>	<i>1:04.169</i>	<i>194.6</i>

Qualifying Classification

Position

10	37 James HILLIER	SBK	Behind	6.403		
Best Time	4:28.170	Best Speed	120.416	On 7 Gp		
Lap	Lap Time	Lap Speed	Sector 1	Sector 2	Sector 3	Speed Trap
1	5:17.283	100.188		1:27.181	1:07.652	186.5
2	4:29.015	120.038	2:01.415	1:23.107	1:04.493	191.8
3	4:31.787	118.814	2:01.667	1:22.992		191.8
4	20:32.731	26.195		1:24.534	1:06.677	191.8
5	4:30.837	119.230	2:00.760	1:22.763		190.7
6	5:05.778	105.606		1:25.847	1:08.587	174.0
7	4:28.170	120.416	2:01.698	1:22.719	1:03.753	190.7
<i>Ideal</i>	<i>4:27.232</i>	<i>120.839</i>	<i>2:00.760</i>	<i>1:22.719</i>	<i>1:03.753</i>	<i>191.8</i>

11	82 Derek SHEILS	SBK	Behind	8.970		
Best Time	4:30.737	Best Speed	119.274	On 7 Gp		
Lap	Lap Time	Lap Speed	Sector 1	Sector 2	Sector 3	Speed Trap
1	5:25.650	97.614		1:25.349	1:05.840	177.7
2	4:33.789	117.945	2:04.674	1:24.126	1:04.989	180.0
3	4:34.308	117.722	2:03.896	1:25.578	1:04.834	179.5
4	4:33.635	118.011	2:04.090	1:25.101	1:04.444	179.5
5	5:09.485	104.341	2:17.586	1:29.730		145.7
6	13:24.208	40.154		1:24.554	1:04.871	180.5
7	4:30.737	119.274	2:02.740	1:24.254	1:03.743	178.6
8	4:47.411	112.355	2:02.380	1:36.400	1:08.631	178.1
<i>Ideal</i>	<i>4:30.249</i>	<i>119.490</i>	<i>2:02.380</i>	<i>1:24.126</i>	<i>1:03.743</i>	<i>180.5</i>

12	12 Paul JORDAN	SBK	Behind	10.552		
Best Time	4:32.319	Best Speed	118.582	On 5 Gp		
Lap	Lap Time	Lap Speed	Sector 1	Sector 2	Sector 3	Speed Trap
1	6:26.196	82.311		1:26.440	1:06.562	172.6
2	4:38.422	115.982	2:04.894	1:25.290	1:08.238	189.7
3	4:35.192	117.344	2:05.541	1:23.729	1:05.922	182.0
4	4:37.917	116.193	2:06.748	1:24.864	1:06.305	185.0
5	4:32.319	118.582	2:03.973	1:23.147	1:05.199	186.5
6	4:49.297	111.622	2:10.040	1:29.611		178.1
<i>Ideal</i>	<i>4:32.319</i>	<i>118.582</i>	<i>2:03.973</i>	<i>1:23.147</i>	<i>1:05.199</i>	<i>189.7</i>





SUPERBIKE

Second Qualifying

Thursday, 16 May 2019

DETAILED SECTOR ANALYSIS

Qualifying Classification

Position

13	36 Jamie COWARD	SBK	Behind	11.673		
Best Time	4:33.440	Best Speed	118.095	On 4 Gp		
Lap	Lap Time	Lap Speed	Sector 1	Sector 2	Sector 3	Speed Trap
1	6:26.609	82.223		1:27.794	1:06.601	175.3
2	4:39.069	115.713	2:05.172	1:26.768	1:07.129	187.0
3	4:39.537	115.520	2:03.926	1:23.921	1:11.690	189.7
4	4:33.440	118.095	2:03.785	1:24.672	1:04.983	189.7
Ideal	4:32.689	118.421	2:03.785	1:23.921	1:04.983	189.7

14	9 Craig NEVE	SBK	Behind	12.458		
Best Time	4:34.225	Best Speed	117.757	On 3 Gp		
Lap	Lap Time	Lap Speed	Sector 1	Sector 2	Sector 3	Speed Trap
1	6:04.847	87.127		1:25.176	1:06.863	182.0
2	4:39.077	115.710	2:07.022	1:25.842	1:06.213	189.7
3	4:34.225	117.757	2:04.435	1:23.931	1:05.859	177.7
4	4:34.881	117.476	2:05.187	1:24.198	1:05.496	187.0
5	4:38.545	115.931	2:05.437	1:24.843		188.1
6	16:02.304	33.557		1:24.904	1:06.309	186.0
7	4:37.615	116.319	2:05.730	1:25.290	1:06.595	184.0
8	4:37.686	116.290	2:05.903	1:25.359	1:06.424	187.0
Ideal	4:33.862	117.913	2:04.435	1:23.931	1:05.496	189.7

15	7 Gary JOHNSON	SBK	Behind	12.723		
Best Time	4:34.490	Best Speed	117.644	On 2 Gp		
Lap	Lap Time	Lap Speed	Sector 1	Sector 2	Sector 3	Speed Trap
1	9:20.481	56.716		1:27.242	1:05.311	189.7
2	4:34.490	117.644	2:03.878	1:24.252	1:06.360	192.4
3	5:40.863	94.736	2:37.720	1:56.834	1:06.309	185.0
4	4:35.001	117.425	2:04.267	1:24.814	1:05.920	187.6
5	4:38.855	115.802	2:05.114	1:25.801		184.5
6	20:27.000	26.318		1:24.885	1:05.899	184.0
Ideal	4:33.441	118.095	2:03.878	1:24.252	1:05.311	192.4

Qualifying Classification

Position

16	14 Daley MATHISON	SBK	Behind	12.804		
Best Time	4:34.571	Best Speed	117.609	On 3 Gp		
Lap	Lap Time	Lap Speed	Sector 1	Sector 2	Sector 3	Speed Trap
1	6:08.336	86.302		1:24.530	1:05.948	186.5
2	4:34.669	117.567	2:04.104	1:23.955	1:06.610	186.5
3	4:34.571	117.609	2:03.709	1:24.274	1:06.588	183.5
4	4:34.768	117.525	2:04.537	1:24.586	1:05.645	183.5
5	4:51.778	110.673	2:13.701	1:25.727		182.0
6	12:24.572	43.370		1:24.238	1:05.175	184.0
Ideal	4:32.839	118.356	2:03.709	1:23.955	1:05.175	186.5

17	40 Horst SAIGER	SBK	Behind	15.059		
Best Time	4:36.826	Best Speed	116.651	On 7 Gp		
Lap	Lap Time	Lap Speed	Sector 1	Sector 2	Sector 3	Speed Trap
1	5:40.170	93.447		1:26.387		179.1
2	9:18.335	57.836		2:05.178	1:07.921	181.0
3	4:42.590	114.272	2:07.379	1:26.544		181.0
4	8:00.805	67.162		1:26.081		182.5
5	8:03.157	66.835		1:33.670		185.5
6	5:40.548	94.824		1:25.372	1:05.923	179.5
7	4:36.826	116.651	2:05.044	1:25.562	1:06.220	181.0
8	4:37.779	116.251	2:05.736	1:25.945	1:06.098	180.0
Ideal	4:36.339	116.856	2:05.044	1:25.372	1:05.923	185.5

18	38 Erno KOSTAMO	SBK	Behind	16.204		
Best Time	4:37.971	Best Speed	116.170	On 7 Gp		
Lap	Lap Time	Lap Speed	Sector 1	Sector 2	Sector 3	Speed Trap
1	6:45.904	78.314		1:30.566	1:12.077	175.8
2	4:46.615	112.667	2:09.889	1:27.624	1:09.102	165.0
3	4:41.537	114.699	2:06.486	1:27.277	1:07.774	188.1
4	5:33.276	96.893	2:35.695	1:32.421		188.6
5	16:16.046	33.085		1:27.660	1:08.249	175.3
6	4:39.734	115.438	2:06.504	1:25.957	1:07.273	179.1
7	4:37.971	116.170	2:05.899	1:25.446	1:06.626	188.1
Ideal	4:37.971	116.170	2:05.899	1:25.446	1:06.626	188.6





SUPERBIKE

Second Qualifying

Thursday, 16 May 2019

DETAILED SECTOR ANALYSIS

Qualifying Classification

Position

19	18 Lukas MAURER	SBK	Behind	17.738		
Best Time	4:39.505	Best Speed	115.533	On 6 Gp		
Lap	Lap Time	Lap Speed	Sector 1	Sector 2	Sector 3	Speed Trap
1	6:23.019	82.993		1:27.196	1:09.736	168.3
2	4:42.477	114.317	2:07.888	1:26.805	1:07.784	187.6
3	4:47.338	112.383	2:09.398	1:28.103		189.1
4	8:33.718	62.859		1:25.964	1:07.803	185.0
5	4:40.943	114.941	2:07.240	1:25.933	1:07.770	185.0
6	4:39.505	115.533	2:06.277	1:26.022	1:07.206	186.0
7	5:10.973	103.842	2:13.755	1:34.730		182.5
<i>Ideal</i>	<i>4:39.416</i>	<i>115.570</i>	<i>2:06.277</i>	<i>1:25.933</i>	<i>1:07.206</i>	<i>189.1</i>

20	19 Kris DUNCAN	SBK	Behind	21.737		
Best Time	4:43.504	Best Speed	113.903	On 5 Gp		
Lap	Lap Time	Lap Speed	Sector 1	Sector 2	Sector 3	Speed Trap
1	5:50.608	90.665		1:28.237	1:10.571	180.0
2	4:57.650	108.490	2:16.509	1:31.033	1:10.108	181.0
3	4:49.826	111.419	2:12.170	1:28.038	1:09.618	167.5
4	4:46.726	112.623	2:10.826	1:27.599	1:08.301	174.9
5	4:43.504	113.903	2:08.398	1:26.509	1:08.597	180.5
6	4:54.530	109.639	2:13.047	1:29.681		174.9
7	14:19.035	37.591		1:26.691	1:09.094	174.0
8	5:05.255	105.787	2:09.605	1:38.740	1:16.910	181.0
<i>Ideal</i>	<i>4:43.208</i>	<i>114.022</i>	<i>2:08.398</i>	<i>1:26.509</i>	<i>1:08.301</i>	<i>181.0</i>

21	182 Xavier DENIS	SBK	Behind	22.656		
Best Time	4:44.423	Best Speed	113.535	On 3 Gp		
Lap	Lap Time	Lap Speed	Sector 1	Sector 2	Sector 3	Speed Trap
1	6:41.699	79.134		1:28.778		184.0
2	7:41.082	70.035		1:27.767	1:08.287	174.9
3	4:44.423	113.535	2:09.311	1:26.934	1:08.178	183.5
4	5:04.984	105.881	2:17.275	1:32.740		153.0
5	9:00.643	59.729		1:28.255	1:10.101	165.8
6	4:46.545	112.694	2:10.378	1:27.328	1:08.839	179.1
7	4:52.705	110.323	2:11.741	1:29.156		174.0
<i>Ideal</i>	<i>4:44.423</i>	<i>113.535</i>	<i>2:09.311</i>	<i>1:26.934</i>	<i>1:08.178</i>	<i>184.0</i>

Qualifying Classification

Position

22	39 James CHAWKE	SBK	Behind	22.787		
Best Time	4:44.554	Best Speed	113.483	On 3 Gp		
Lap	Lap Time	Lap Speed	Sector 1	Sector 2	Sector 3	Speed Trap
1	6:47.927	77.926		1:28.745	1:10.995	180.0
2	4:56.534	108.898	2:10.340	1:36.631	1:09.563	181.5
3	4:44.554	113.483	2:07.419	1:27.922	1:09.213	181.0
4	4:47.528	112.309	2:07.540	1:27.761		179.1
<i>Ideal</i>	<i>4:44.393</i>	<i>113.547</i>	<i>2:07.419</i>	<i>1:27.761</i>	<i>1:09.213</i>	<i>181.5</i>

23	59 Darryl TWEED	SBK	Behind	22.869		
Best Time	4:44.636	Best Speed	113.450	On 2 Gp		
Lap	Lap Time	Lap Speed	Sector 1	Sector 2	Sector 3	Speed Trap
1	7:48.843	67.801		1:28.560	1:10.179	182.0
2	4:44.636	113.450	2:09.099	1:27.352	1:08.185	181.0
3	4:46.944	112.538	2:08.643	1:27.024		182.0
4	13:25.290	40.100		1:28.700	1:09.271	181.0
5	4:48.978	111.746	2:09.610	1:28.084		182.5
6	12:12.400	44.091		1:35.610		183.0
<i>Ideal</i>	<i>4:43.852</i>	<i>113.764</i>	<i>2:08.643</i>	<i>1:27.024</i>	<i>1:08.185</i>	<i>183.0</i>

24	79 Bruce BIRNIE	SBK	Behind	23.864		
Best Time	4:45.631	Best Speed	113.055	On 7 Gp		
Lap	Lap Time	Lap Speed	Sector 1	Sector 2	Sector 3	Speed Trap
1	6:06.825	86.657		1:29.399	1:18.308	178.6
2	4:56.389	108.951	2:11.949	1:34.910	1:09.530	176.7
3	4:47.775	112.213	2:10.410	1:28.281	1:09.084	182.0
4	4:46.636	112.659	2:09.817	1:27.753	1:09.066	178.1
5	4:49.019	111.730	2:11.205	1:28.306	1:09.508	176.3
6	18:55.660	28.435		1:26.489	1:08.171	182.5
7	4:45.631	113.055	2:09.926	1:26.868	1:08.837	175.3
<i>Ideal</i>	<i>4:44.477</i>	<i>113.514</i>	<i>2:09.817</i>	<i>1:26.489</i>	<i>1:08.171</i>	<i>182.5</i>





SUPERBIKE

Second Qualifying

Thursday, 16 May 2019

DETAILED SECTOR ANALYSIS

Qualifying Classification

Position

25 77 Tom WEEDEN

SBK Behind **25.269**

Best Time **4:47.036** Best Speed **112.502** On **5** Gp

Lap	Lap Time	Lap Speed	Sector 1	Sector 2	Sector 3	Speed Trap
1	6:02.970	87.577		1:27.798	1:08.309	178.1
2	4:48.412	111.965	2:11.004	1:28.373	1:09.035	172.2
3	4:53.777	109.920	2:09.229	1:29.766		177.2
4	12:10.254	44.220		1:27.973	1:07.168	176.3
5	4:47.036	112.502	2:08.451	1:28.374	1:10.211	176.3
6	4:55.292	109.356	2:08.730	1:27.814	1:18.748	173.5
7	5:06.527	105.348	2:27.593	1:30.817	1:08.117	157.3
8	4:55.827	109.158	2:10.019	1:30.418		166.7
<i>Ideal</i>	<i>4:43.417</i>	<i>113.938</i>	<i>2:08.451</i>	<i>1:27.798</i>	<i>1:07.168</i>	<i>178.1</i>

26 48 Paul WILLIAMS

SBK Behind **26.696**

Best Time **4:48.463** Best Speed **111.945** On **3** Gp

Lap	Lap Time	Lap Speed	Sector 1	Sector 2	Sector 3	Speed Trap
1	5:57.285	88.971		1:30.375	1:09.781	180.5
2	4:51.267	110.867	2:10.937	1:30.565	1:09.765	179.5
3	4:48.463	111.945	2:10.734	1:28.578	1:09.151	180.0
4	4:52.228	110.503	2:10.279	1:30.183	1:11.766	178.1
<i>Ideal</i>	<i>4:48.008</i>	<i>112.122</i>	<i>2:10.279</i>	<i>1:28.578</i>	<i>1:09.151</i>	<i>180.5</i>

27 17 Mark GOODINGS

SBK Behind **27.369**

Best Time **4:49.136** Best Speed **111.684** On **2** Gp

Lap	Lap Time	Lap Speed	Sector 1	Sector 2	Sector 3	Speed Trap
1	6:21.672	83.286		1:29.570	1:20.284	178.1
2	4:49.136	111.684	2:11.631	1:27.962	1:09.543	183.5
3	5:01.370	107.151	2:10.665	1:32.447		180.5
<i>Ideal</i>	<i>4:48.170</i>	<i>112.059</i>	<i>2:10.665</i>	<i>1:27.962</i>	<i>1:09.543</i>	<i>183.5</i>

Qualifying Classification

Position

28 49 Raul TORRAS

SBK Behind **28.269**

Best Time **4:50.036** Best Speed **111.338** On **7** Gp

Lap	Lap Time	Lap Speed	Sector 1	Sector 2	Sector 3	Speed Trap
1	7:21.793	71.952		1:31.104		173.5
2	5:31.969	97.274		1:33.051	1:11.005	173.1
3	4:57.047	108.710	2:14.677	1:30.883	1:11.487	174.9
4	4:55.080	109.435	2:14.306	1:30.569	1:10.205	172.6
5	4:54.300	109.725	2:12.698	1:31.691	1:09.911	174.4
6	5:10.746	103.918	2:18.147	1:38.497	1:14.102	159.2
7	4:50.036	111.338	2:11.623	1:29.170	1:09.243	175.3
8	5:23.340	99.870	2:22.326	1:43.935	1:17.079	137.1
<i>Ideal</i>	<i>4:50.036</i>	<i>111.338</i>	<i>2:11.623</i>	<i>1:29.170</i>	<i>1:09.243</i>	<i>175.3</i>

29 55 Donald MacFADYEN

SBK Behind **28.352**

Best Time **4:50.119** Best Speed **111.306** On **2** Gp

Lap	Lap Time	Lap Speed	Sector 1	Sector 2	Sector 3	Speed Trap
1	9:15.732	57.200		1:29.857	1:11.261	177.7
2	4:50.119	111.306	2:12.104	1:28.309	1:09.706	175.8
3	4:52.546	110.383	2:12.216	1:29.469	1:10.861	176.7
4	5:00.897	107.319	2:14.253	1:31.214		174.9
5	11:18.942	47.562		1:29.482	1:11.909	179.1
6	4:51.600	110.741	2:12.574	1:29.078	1:09.948	178.1
7	5:01.997	106.928	2:13.611	1:32.052		167.9
<i>Ideal</i>	<i>4:50.119</i>	<i>111.306</i>	<i>2:12.104</i>	<i>1:28.309</i>	<i>1:09.706</i>	<i>179.1</i>

30 66 Chris GREEN

SBK Behind **28.715**

Best Time **4:50.482** Best Speed **111.167** On **2** Gp

Lap	Lap Time	Lap Speed	Sector 1	Sector 2	Sector 3	Speed Trap
1	6:17.123	84.291		1:28.311	1:11.130	175.8
2	4:50.482	111.167	2:12.188	1:28.847	1:09.447	179.1
3	4:54.992	109.467	2:11.966	1:29.833		170.9
<i>Ideal</i>	<i>4:49.724</i>	<i>111.458</i>	<i>2:11.966</i>	<i>1:28.311</i>	<i>1:09.447</i>	<i>179.1</i>





SUPERBIKE

Second Qualifying

Thursday, 16 May 2019

DETAILED SECTOR ANALYSIS

Qualifying Classification

Position

31 27 Vassilios TAKOS

SBK Behind **33.639**

Best Time **4:55.406** Best Speed **109.314** On **2** Gp

Lap	Lap Time	Lap Speed	Sector 1	Sector 2	Sector 3	Speed Trap
1	6:39.656	79.538		1:32.713	1:11.759	178.6
2	4:55.406	109.314	2:13.054	1:30.873	1:11.479	174.9
3	4:55.510	109.275	2:12.922	1:31.345	1:11.243	175.3
4	4:56.345	108.968	2:14.962	1:30.556	1:10.827	172.2
5	5:48.662	92.617	2:25.028	1:55.402		140.6
<i>Ideal</i>	<i>4:54.305</i>	<i>109.723</i>	<i>2:12.922</i>	<i>1:30.556</i>	<i>1:10.827</i>	<i>178.6</i>

32 35 Patricia FERNANDEZ

SBK Behind **37.673**

Best Time **4:59.440** Best Speed **107.841** On **3** Gp

Lap	Lap Time	Lap Speed	Sector 1	Sector 2	Sector 3	Speed Trap
1	6:01.917	87.832		1:33.212	1:13.925	180.0
2	5:03.371	106.444	2:16.662	1:32.219	1:14.490	171.8
3	4:59.440	107.841	2:14.959	1:31.444	1:13.037	174.0
4	5:00.511	107.457	2:15.085	1:31.912	1:13.514	171.3
5	5:10.030	104.158	2:16.483	1:33.297		165.4
<i>Ideal</i>	<i>4:59.440</i>	<i>107.841</i>	<i>2:14.959</i>	<i>1:31.444</i>	<i>1:13.037</i>	<i>180.0</i>

33 43 Stephen DEGNAN

SBK Behind **40.775**

Best Time **5:02.542** Best Speed **106.736** On **3** Gp

Lap	Lap Time	Lap Speed	Sector 1	Sector 2	Sector 3	Speed Trap
1	6:44.278	78.629		1:33.711	1:16.691	172.6
2	5:03.844	106.278	2:16.836	1:32.184	1:14.824	170.5
3	5:02.542	106.736	2:15.997	1:32.232	1:14.313	171.8
4	5:08.043	104.830	2:17.668	1:32.416		172.2
<i>Ideal</i>	<i>5:02.494</i>	<i>106.753</i>	<i>2:15.997</i>	<i>1:32.184</i>	<i>1:14.313</i>	<i>172.6</i>

Non Qualifiers

Position

Non Qualifiers

Position

74 Davey TODD

SBK Behind **10.320**

Best Time **4:32.087** Best Speed **118.683** On **3** Gp

Lap	Lap Time	Lap Speed	Sector 1	Sector 2	Sector 3	Speed Trap
1	5:55.418	89.438		1:26.622		181.5
2	23:11.257	23.211		1:24.490	1:05.353	176.3
3	4:32.087	118.683	2:02.677	1:24.351	1:05.059	188.6
4	5:42.192	94.368				161.5
5	10:51.192	49.589		1:24.863		186.0
<i>Ideal</i>	<i>4:32.087</i>	<i>118.683</i>	<i>2:02.677</i>	<i>1:24.351</i>	<i>1:05.059</i>	<i>188.6</i>

5 John McGUINNESS

SBK Behind **16.799**

Best Time **4:38.566** Best Speed **115.922** On **2** Gp

Lap	Lap Time	Lap Speed	Sector 1	Sector 2	Sector 3	Speed Trap
1	5:37.404	94.213		1:25.581	1:08.292	183.0
2	4:38.566	115.922	2:05.533	1:25.928	1:07.105	191.8
3	42:48.566	12.572	2:03.924	1:24.514		192.9
<i>Ideal</i>	<i>4:35.543</i>	<i>117.194</i>	<i>2:03.924</i>	<i>1:24.514</i>	<i>1:07.105</i>	<i>192.9</i>

24 Andy SELLARS

SBK Behind **48.458**

Best Time **5:10.225** Best Speed **104.092** On **3** Gp

Lap	Lap Time	Lap Speed	Sector 1	Sector 2	Sector 3	Speed Trap
1	6:37.362	79.998		1:35.687	1:15.855	173.1
2	5:17.113	101.831	2:20.638	1:41.546	1:14.929	172.2
3	5:10.225	104.092	2:20.646	1:34.906	1:14.673	173.1
4	5:13.133	103.126	2:21.751	1:35.984	1:15.398	167.5
5	5:13.284	103.076	2:21.393	1:35.552	1:16.339	171.3
6	5:14.986	102.519	2:21.823	1:34.897		171.8
<i>Ideal</i>	<i>5:10.208</i>	<i>104.098</i>	<i>2:20.638</i>	<i>1:34.897</i>	<i>1:14.673</i>	<i>173.1</i>

70 Paul MACKEY

SBK Behind **49.438**

Best Time **5:11.205** Best Speed **103.764** On **3** Gp

Lap	Lap Time	Lap Speed	Sector 1	Sector 2	Sector 3	Speed Trap
1	6:47.588	77.991		1:38.649	1:15.845	158.1
2	5:11.363	103.712	2:22.170	1:35.416	1:13.777	163.4
3	5:11.205	103.764	2:21.596	1:35.288	1:14.321	165.0
4	5:14.885	102.552	2:22.045	1:38.727	1:14.113	160.7
<i>Ideal</i>	<i>5:10.661</i>	<i>103.946</i>	<i>2:21.596</i>	<i>1:35.288</i>	<i>1:13.777</i>	<i>165.0</i>





SUPERBIKE

Second Qualifying

Thursday, 16 May 2019

DETAILED SECTOR ANALYSIS

Non Qualifiers

Position

25 Matthew REES

SBK Behind **59.004**

Best Time **5:20.771** Best Speed **100.670** On **2** Gp

Lap	Lap Time	Lap Speed	Sector 1	Sector 2	Sector 3	Speed Trap
1	5:36.928	94.347		1:27.483	1:08.414	175.8
2	5:20.771	100.670	2:09.196	1:53.881		179.5
<i>Ideal</i>	<i>4:45.093</i>	<i>113.268</i>	<i>2:09.196</i>	<i>1:27.483</i>	<i>1:08.414</i>	<i>179.5</i>

60 Peter HICKMAN

SBK Behind **1:05.310**

Best Time **5:27.077** Best Speed **98.729** On **3** Gp

Lap	Lap Time	Lap Speed	Sector 1	Sector 2	Sector 3	Speed Trap
1	5:42.761	92.741		1:25.122		190.2
2	11:11.862	48.063		1:24.030	1:03.954	182.5
3	5:27.077	98.729	2:42.441	1:34.781		181.0
4	16:40.800	32.266		1:23.609	1:03.220	182.0
<i>Ideal</i>	<i>5:09.270</i>	<i>104.414</i>	<i>2:42.441</i>	<i>1:23.609</i>	<i>1:03.220</i>	<i>190.2</i>

15 Marty LENNON

SBK Behind **3:02.729**

Best Time **7:24.496** Best Speed **72.649** On **1** Gp

Lap	Lap Time	Lap Speed	Sector 1	Sector 2	Sector 3	Speed Trap
1	7:24.496	71.515		1:31.786		169.6
<i>Ideal</i>	<i>0.000</i>	<i>0.000</i>		<i>1:31.786</i>		<i>169.6</i>



fonaCAB International NORTH WEST 200 with Nicholl Oils

SUPERBIKE

Second Qualifying

SECTOR ANALYSIS

Perfect Lap (sum of best sectors) = 4:21.117



SECTOR 1 FINISH - BALLYALLY			SECTOR 2 BALLYALLY - METROPOLE		SECTOR 3 METROPOLE - FINISH		IDEAL / BEST COMPARISON					
Pos	No	Name	Time	No	Name	Time	Pos	No	Name	Ideal Time	Best Tim	Diff
1	1	Glenn IRWIN	1:58.289	2	Dean HARRISON	1:20.345	1	1	Glenn IRWIN	4:21.502	4:21.767	0.265
2	2	Dean HARRISON	1:58.344	34	Alastair SEELEY	1:20.448	2	2	Dean HARRISON	4:21.533	4:21.973	0.440
3	34	Alastair SEELEY	1:58.899	1	Glenn IRWIN	1:20.730	3	34	Alastair SEELEY	4:22.044	4:22.044	0.000
4	10	Conor CUMMINS	1:59.791	10	Conor CUMMINS	1:21.413	4	3	Michael DUNLOP	4:24.836	4:24.836	0.000
5	3	Michael DUNLOP	1:59.879	3	Michael DUNLOP	1:21.650	5	10	Conor CUMMINS	4:24.909	4:25.116	0.207
6	90	Michael RUTTER	2:00.226	13	Lee JOHNSTON	1:21.877	6	13	Lee JOHNSTON	4:25.823	4:25.823	0.000
7	13	Lee JOHNSTON	2:00.320	90	Michael RUTTER	1:21.974	7	90	Michael RUTTER	4:26.059	4:26.200	0.141
8	47	Richard COOPER	2:00.426	47	Richard COOPER	1:22.219	8	47	Richard COOPER	4:27.030	4:27.051	0.021
9	37	James HILLIER	2:00.760	4	Ian HUTCHINSON	1:22.364	9	4	Ian HUTCHINSON	4:27.496	4:28.107	0.611
10	4	Ian HUTCHINSON	2:00.963	37	James HILLIER	1:22.719	10	37	James HILLIER	4:27.232	4:28.170	0.938
11	82	Derek SHEILS	2:02.380	12	Paul JORDAN	1:23.147	11	82	Derek SHEILS	4:30.249	4:30.737	0.488
12	74	Davey TODD	2:02.677	60	Peter HICKMAN	1:23.609	12	74	Davey TODD	4:32.087	4:32.087	0.000
13	14	Daley MATHISON	2:03.709	36	Jamie COWARD	1:23.921	13	12	Paul JORDAN	4:32.319	4:32.319	0.000
14	36	Jamie COWARD	2:03.785	9	Craig NEVE	1:23.931	14	36	Jamie COWARD	4:32.689	4:33.440	0.751
15	7	Gary JOHNSON	2:03.878	14	Daley MATHISON	1:23.955	15	9	Craig NEVE	4:33.862	4:34.225	0.363
16	5	John McGUINNESS	2:03.924	82	Derek SHEILS	1:24.126	16	7	Gary JOHNSON	4:33.441	4:34.490	1.049
17	12	Paul JORDAN	2:03.973	7	Gary JOHNSON	1:24.252	17	14	Daley MATHISON	4:32.839	4:34.571	1.732
18	9	Craig NEVE	2:04.435	74	Davey TODD	1:24.351	18	40	Horst SAIGER	4:36.339	4:36.826	0.487
19	40	Horst SAIGER	2:05.044	5	John McGUINNESS	1:24.514	19	38	Erno KOSTAMO	4:37.971	4:37.971	0.000
20	38	Erno KOSTAMO	2:05.899	40	Horst SAIGER	1:25.372	20	5	John McGUINNESS	4:35.543	4:38.566	3.023
21	18	Lukas MAURER	2:06.277	38	Erno KOSTAMO	1:25.446	21	18	Lukas MAURER	4:39.416	4:39.505	0.089
22	39	James CHAWKE	2:07.419	18	Lukas MAURER	1:25.933	22	19	Kris DUNCAN	4:43.208	4:43.504	0.296
23	19	Kris DUNCAN	2:08.398	79	Bruce BIRNIE	1:26.489	23	182	Xavier DENIS	4:44.423	4:44.423	0.000
24	77	Tom WEEDEN	2:08.451	19	Kris DUNCAN	1:26.509	24	39	James CHAWKE	4:44.393	4:44.554	0.161
25	59	Darryl TWEED	2:08.643	182	Xavier DENIS	1:26.934	25	59	Darryl TWEED	4:43.852	4:44.636	0.784
26	25	Matthew REES	2:09.196	59	Darryl TWEED	1:27.024	26	79	Bruce BIRNIE	4:44.477	4:45.631	1.154
27	182	Xavier DENIS	2:09.311	25	Matthew REES	1:27.483	27	77	Tom WEEDEN	4:43.417	4:47.036	3.619
28	79	Bruce BIRNIE	2:09.817	39	James CHAWKE	1:27.761	28	48	Paul WILLIAMS	4:48.008	4:48.463	0.455
29	48	Paul WILLIAMS	2:10.279	77	Tom WEEDEN	1:27.798	29	17	Mark GOODINGS	4:48.170	4:49.136	0.966
30	17	Mark GOODINGS	2:10.665	17	Mark GOODINGS	1:27.962	30	49	Raul TORRAS	4:50.036	4:50.036	0.000
31	49	Raul TORRAS	2:11.623	55	Donald MacFADYEN	1:28.309	31	55	Donald MacFADYEN	4:50.119	4:50.119	0.000
32	66	Chris GREEN	2:11.966	66	Chris GREEN	1:28.311	32	66	Chris GREEN	4:49.724	4:50.482	0.758
33	55	Donald MacFADYEN	2:12.104	48	Paul WILLIAMS	1:28.578	33	27	Vassilios TAKOS	4:54.305	4:55.406	1.101
34	27	Vassilios TAKOS	2:12.922	49	Raul TORRAS	1:29.170	34	35	Patricia FERNANDEZ	4:59.440	4:59.440	0.000
35	35	Patricia FERNANDEZ	2:14.959	27	Vassilios TAKOS	1:30.556	35	43	Stephen DEGNAN	5:02.494	5:02.542	0.048
36	43	Stephen DEGNAN	2:15.997	35	Patricia FERNANDEZ	1:31.444	36	24	Andy SELLARS	5:10.208	5:10.225	0.017
37	24	Andy SELLARS	2:20.638	15	Marty LENNON	1:31.786	37	70	Paul MACKEY	5:10.661	5:11.205	0.544
38	70	Paul MACKEY	2:21.596	43	Stephen DEGNAN	1:32.184	38	25	Matthew REES	4:45.093	5:20.771	35.678
39	60	Peter HICKMAN	2:42.441	24	Andy SELLARS	1:34.897	39	60	Peter HICKMAN	5:09.270	5:27.077	17.807
				70	Paul MACKEY	1:35.288						



SPEED TRAP

ON APPROACH TO UNIVERSITY

Class	No/Name	Fastest	Lap 1	Lap 2	Lap 3	Lap 4	Lap 5	Lap 6	Lap 7	Lap 8	Lap 9	Lap 10	Lap 11	Lap 12
SBK	10 Conor CUMMINS	198.6	198.6	195.2	191.3	194.6	183.0	196.3						
SBK	90 Michael RUTTER	196.9	192.4	191.8	196.9	189.1	191.8	178.6	192.9	189.1				
SBK	34 Alastair SEELEY	195.7	192.4	195.2	195.2	192.4	192.9	192.9	192.9	195.7				
SBK	47 Richard COOPER	195.2	194.6	194.0	195.2	191.8	182.5	187.6	189.7					
SBK	13 Lee JOHNSTON	194.6	194.6	188.1	183.5	191.3	191.8	185.0	191.8					
SBK	4 Ian HUTCHINSON	194.6	189.7	189.7	187.6	194.6	190.7	185.5	188.6					
SBK	1 Glenn IRWIN	194.0	191.3	192.4	192.4	191.3	194.0	194.0	191.3	192.4				
SBK	5 John McGUINNESS	192.9	183.0	191.8	192.9									
SBK	2 Dean HARRISON	192.4	189.7	191.8	191.3	190.7	188.1	191.3	190.2	192.4	191.8			
SBK	7 Gary JOHNSON	192.4	189.7	192.4	185.0	187.6	184.5	184.0						
SBK	37 James HILLIER	191.8	186.5	191.8	191.8	191.8	190.7	174.0	190.7					
SBK	3 Michael DUNLOP	190.7	189.1	190.2	190.7	185.5	184.0	186.0						
SBK	60 Peter HICKMAN	190.2	190.2	182.5	181.0	182.0								
SBK	9 Craig NEVE	189.7	182.0	189.7	177.7	187.0	188.1	186.0	184.0	187.0				
SBK	36 Jamie COWARD	189.7	175.3	187.0	189.7	189.7								
SBK	12 Paul JORDAN	189.7	172.6	189.7	182.0	185.0	186.5	178.1						
SBK	18 Lukas MAURER	189.1	168.3	187.6	189.1	185.0	185.0	186.0	182.5					
SBK	74 Davey TODD	188.6	181.5	176.3	188.6	161.5	186.0							
SBK	38 Erno KOSTAMO	188.6	175.8	165.0	188.1	188.6	175.3	179.1	188.1					
SBK	14 Daley MATHISON	186.5	186.5	186.5	183.5	183.5	182.0	184.0						
SBK	40 Horst SAIGER	185.5	179.1	181.0	181.0	182.5	185.5	179.5	181.0	180.0				
SBK	182 Xavier DENIS	184.0	184.0	174.9	183.5	153.0	165.8	179.1	174.0					
SBK	17 Mark GOODINGS	183.5	178.1	183.5	180.5									
SBK	59 Darryl TWEED	183.0	182.0	181.0	182.0	181.0	182.5	183.0						
SBK	79 Bruce BIRNIE	182.5	178.6	176.7	182.0	178.1	176.3	182.5	175.3					
SBK	39 James CHAWKE	181.5	180.0	181.5	181.0	179.1								
SBK	19 Kris DUNCAN	181.0	180.0	181.0	167.5	174.9	180.5	174.9	174.0	181.0				
SBK	48 Paul WILLIAMS	180.5	180.5	179.5	180.0	178.1								
SBK	82 Derek SHEILS	180.5	177.7	180.0	179.5	179.5	145.7	180.5	178.6	178.1				
SBK	35 Patricia FERNANDEZ	180.0	180.0	171.8	174.0	171.3	165.4							
SBK	25 Matthew REES	179.5	175.8	179.5										
SBK	55 Donald MacFADYEN	179.1	177.7	175.8	176.7	174.9	179.1	178.1	167.9					
SBK	66 Chris GREEN	179.1	175.8	179.1	170.9									
SBK	27 Vassilios TAKOS	178.6	178.6	174.9	175.3	172.2	140.6							
SBK	77 Tom WEEDEN	178.1	178.1	172.2	177.2	176.3	176.3	173.5	157.3	166.7				
SBK	49 Raul TORRAS	175.3	173.5	173.1	174.9	172.6	174.4	159.2	175.3	137.1				
SBK	24 Andy SELLARS	173.1	173.1	172.2	173.1	167.5	171.3	171.8						
SBK	43 Stephen DEGNAN	172.6	172.6	170.5	171.8	172.2								
SBK	15 Marty LENNON	169.6	169.6											
SBK	70 Paul MACKAY	165.0	158.1	163.4	165.0	160.7								

fonaCAB International NORTH WEST 200 with Nicholl Oils

SUPERBIKE Combined Qualifying




Pos	Class	No	Name	-----Best Time / Qual Laps-----			Overall Best Time / Speed / Total Qual Laps			
				Session A	Session B					
1	SBK	1	Glenn IRWIN	4:30.458	4	4:21.767	7	4:21.767	123.362	11
2	SBK	2	Dean HARRISON	4:26.413	7	4:21.973	8	4:21.973	123.265	15
3	SBK	34	Alastair SEELEY	4:28.050	5	4:22.044	6	4:22.044	123.231	11
4	SBK	3	Michael DUNLOP	4:26.944	5	4:24.836	4	4:24.836	121.932	9
5	SBK	10	Conor CUMMINS	4:31.326	7	4:25.116	5	4:25.116	121.803	12
6	SBK	13	Lee JOHNSTON	4:29.399	4	4:25.823	5	4:25.823	121.479	9
7	SBK	90	Michael RUTTER	4:31.298	4	4:26.200	6	4:26.200	121.307	10
8	SBK	47	Richard COOPER	4:39.109	6	4:27.051	4	4:27.051	120.921	10
9	SBK	4	Ian HUTCHINSON	4:30.613	5	4:28.107	5	4:28.107	120.444	10
10	SBK	37	James HILLIER	4:30.451	5	4:28.170	5	4:28.170	120.416	10
11	SBK	60	Peter HICKMAN	4:30.021	3	5:27.077	0	4:30.021	119.591	3
12	SBK	82	Derek SHEILS	5:07.681	1	4:30.737	6	4:30.737	119.274	7
13	SBK	20	David JOHNSON	4:32.082	5	-----		4:32.082	118.685	5
14	SBK	74	Davey TODD	4:34.723	3	4:32.087	1	4:32.087	118.683	4
15	SBK	12	Paul JORDAN	4:37.667	3	4:32.319	5	4:32.319	118.582	8
16	SBK	36	Jamie COWARD	4:38.353	5	4:33.440	3	4:33.440	118.095	8
17	SBK	9	Craig NEVE	4:42.709	4	4:34.225	6	4:34.225	117.757	10
18	SBK	7	Gary JOHNSON	4:38.741	2	4:34.490	3	4:34.490	117.644	5
19	SBK	14	Daley MATHISON	4:37.288	1	4:34.571	4	4:34.571	117.609	5
20	SBK	40	Horst SAIGER	4:38.871	4	4:36.826	3	4:36.826	116.651	7
21	SBK	38	Erno KOSTAMO	5:06.218	1	4:37.971	4	4:37.971	116.170	5
22	SBK	5	John McGUINNESS	4:41.588	2	4:38.566	1	4:38.566	115.922	3
23	SBK	18	Lukas MAURER	4:48.422	6	4:39.505	4	4:39.505	115.533	10
24	SBK	65	Michael SWEENEY	4:40.671	5	-----		4:40.671	115.053	5
25	SBK	11	Dominic HERBERTSON	4:41.607	5	-----		4:41.607	114.670	5
26	SBK	19	Kris DUNCAN	24:29.535	0	4:43.504	6	4:43.504	113.903	6
27	SBK	182	Xavier DENIS	4:52.193	4	4:44.423	4	4:44.423	113.535	8
28	SBK	39	James CHAWKE	4:55.853	3	4:44.554	3	4:44.554	113.483	6
29	SBK	59	Darryl TWEED	4:47.017	3	4:44.636	3	4:44.636	113.450	6
30	SBK	79	Bruce BIRNIE	4:55.757	5	4:45.631	5	4:45.631	113.055	10
31	SBK	77	Tom WEEDEN	4:52.069	5	4:47.036	6	4:47.036	112.502	11
32	SBK	48	Paul WILLIAMS	4:52.328	4	4:48.463	3	4:48.463	111.945	7
33	SBK	17	Mark GOODINGS	4:59.906	5	4:49.136	2	4:49.136	111.684	7
34	SBK	49	Raul TORRAS	-----		4:50.036	4	4:50.036	111.338	4
35	SBK	55	Donald MacFADYEN	4:58.597	6	4:50.119	5	4:50.119	111.306	11
36	SBK	66	Chris GREEN	4:53.550	4	4:50.482	2	4:50.482	111.167	6
37	SBK	25	Matthew REES	4:53.845	3	5:20.771	0	4:53.845	109.895	3
38	SBK	85	Steven HORNE	4:54.996	4	-----		4:54.996	109.466	4
39	SBK	27	Vassilios TAKOS	4:59.259	5	4:55.406	3	4:55.406	109.314	8
40	SBK	35	Patricia FERNANDEZ	5:17.497	0	4:59.440	4	4:59.440	107.841	4
41	SBK	15	Marty LENNON	5:00.178	4	7:24.496	0	5:00.178	107.576	4
42	SBK	43	Stephen DEGNAN	5:06.532	6	5:02.542	3	5:02.542	106.736	9
43	SBK	24	Andy SELLARS	5:12.116	3	5:10.225	0	5:10.225	104.092	3
44	SBK	30	Toni RECHBERGER	5:11.136	2	-----		5:11.136	103.787	2
45	SBK	70	Paul MACKAY	5:13.798	2	5:11.205	0	5:11.205	103.764	2

Non Qualifiers

SBK	28	Paul GARTLAND	5:11.790	1	-----					1
SBK	86	Derek McGEE	6:31.413	0	-----					0

Provisional result to be confirmed by the Stewards of the Meeting subject to completion of technical inspections & the time limit for protests

Page 1 / 1

Circuit	The Triangle	Signed		Organising Club	Coleraine & District MC
Length(miles)	8.9700 Lap 1 (8.8300)		Chief Timekeeper		
Weather		Issued At:			
Track					





**ANCHOR BAR & MERROW
HOTEL VAUXHALL SUPERBIKE**



RACE NUMBER:

2 (SAT) & 5 (SAT)

GROUP:

A

[Empty box]

[Empty box]

**5
McGUINNESS**

ROW 8

**38
KOSTAMO**

**40
SAIGER**

**14
MATHISON**

ROW 7

**7
G JOHNSON**

**9
NEVE**

**36
COWARD**

ROW 6

**12
JORDAN**

**74
TODD**

**20
D JOHNSON**

ROW 5

**82
SHEILS**

**60
HICKMAN**

**37
HILLIER**

ROW 4

**4
HUTCHINSON**

**47
COOPER**

**90
RUTTER**

ROW 3

**13
JOHNSTON**

**10
CUMMINS**

**3
DUNLOP**

ROW 2

**34
SEELEY**

**2
HARRISON**

**1
IRWIN**

ROW 1

POLE



**ANCHOR BAR & MERROW
HOTEL VAUXHALL SUPERBIKE**



RACE NUMBER:

2 (SAT) & 5 (SAT)

GROUP:

B

[Empty box]

**70
MACKEY**

**30
RECHBERGER**

ROW 16

**24
SELLARS**

**43
DEGNAN**

**15
LENNON**

ROW 15

**35
FERNANDEZ**

**27
TAKOS**

**85
HORNE**

ROW 14

**25
REES**

**66
GREEN**

**55
MacFADYEN**

ROW 13

**49
TORRAS**

**17
GOODINGS**

**48
WILLIAMS**

ROW 12

**77
WEEDEN**

**79
BIRNIE**

**59
TWEED**

ROW 11

**39
CHAWKE**

**182
DENIS**

**19
DUNCAN**

ROW 10

**11
HERBERTSON**

**65
SWEENEY**

**18
MAURER**

ROW 9