



Tuesday 10th – Saturday 14th May 2022

**promoted by
Coleraine & District Motor Club
www.northwest200.org**



MERROW
HOTEL & SPA

SUPERBIKE



**Causeway
Coast & Glens
Borough Council**



**tourism
northernireland**

SPORT
Northern Ireland

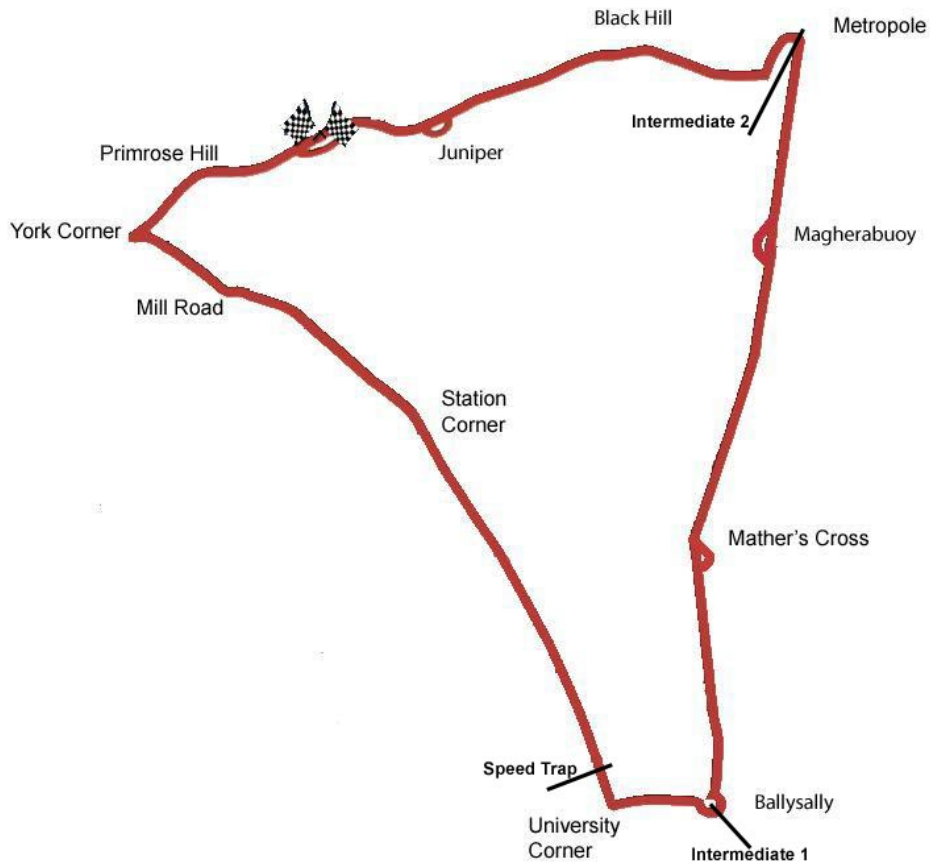


Department for
Communities
www.communities-ni.gov.uk



Department for
Infrastructure
www.infrastructure-ni.gov.uk

The Triangle Circuit 8.970 miles



MOST WINS at NORTH WEST 200

Alastair Seeley	24	2008 - 18	(Supersport – 12, Superstock – 8, Superbike – 4)
Robert Dunlop	15	1986 - 06	(125 – 5, 250 – 4, 350 – 1, Superbike – 5)
Michael Rutter	14	1997 - 17	(Supertwin – 1, Supersport – 2, Prod'n/S'tock – 2, Superbike – 9)
Joey Dunlop	13	1979 - 88	(250 – 1, 500 – 1, Production 750 – 2, Superbike – 9)
Phillip McCallen	11	1991 - 97	(250 – 2, 400 – 1, Supersport – 4, Superbike – 4)
Bruce Anstey (NZ)	10	2002 - 14	(Supersport – 5, Production/Superstock – 4, Superbike – 1)
Tony Rutter	9	1973 - 82	(250 – 2, 350 – 5, 500 – 1, Superbike – 1)
Ian Lougher	8	1991 - 05	(125 – 5, 250 – 1, Supersport – 1, Superstock – 1)
Steve Plater	8	2006 - 09	(Supersport – 3, Superbike – 5)
Steven Cull	6	1980 - 88	(250 – 3, 350 – 1, Superbike – 2)
John McGuinness	6	2000 - 12	(250 – 1, 400 – 1, Supersport – 1, Superbike – 3)
Arthur Wheeler	5	1951 - 62	(250 – 5)
Tommy Robb	5	1959 - 65	(125 – 1, 250 – 4)
John Williams	5	1974 - 77	(350 – 1, 500 – 2, Superbike – 2)
Mick Grant	5	1975 - 82	(500 – 2, Superbike – 3)
Woolsey Coulter	5	1989 - 98	(250 – 5)
Ian Simpson	5	1995 - 98	(Supersport – 1, Production – 1, Superbike – 3)
Ryan Farquhar	5	2003 - 15	(Supertwin – 2, Supersport – 3)
Michael Dunlop	5	2008 - 16	(250 – 1, Supersport – 1, Superstock – 1, Superbike – 2)
Ernie Nott	4	1929 - 32	(500 – 4)
Jimmie Guthrie	4	1934 - 37	(500 – 4)
Bob McIntyre	4	1953 - 61	(350 – 2, 500 – 2)
Eddie Laycock	4	1986 - 90	(250 – 4)
David Jefferies	4	1999 - 02	(Supersport – 1, Superbike – 3)
William Dunlop	4	2009 - 14	(125 – 1, 250 – 1, Supersport – 1, Superbike – 1)
Lee Johnston	4	2014 - 19	(Supertwin – 2, Supersport – 1, Superstock – 1)
Glenn Irwin	4	2017 - 19	(Superbike – 4)

The Triangle Circuit 8.970 miles

LAP & RACE RECORDS & BEST SECTORS ANALYSIS (RACE & QUALIFYING)

at the start of the meeting

SUPERTWIN	Name	Machine	Laps	m	s	mph	Session & Year
Lap Record	Martin Jessopp	Kawasaki	4	52.438		110.423	Supertwin-1 2017
Best Qualifying Lap	Martin Jessopp	Kawasaki	4	55.644		109.226	Thu Qualifying 2017
Best Sector 1	Martin Jessopp	Kawasaki	2	11.717		111.143	Supertwin-2 2016
Best Sector 2	Joey Thompson	Paton	1	32.160		120.391	Supertwin-2 2018
Best Sector 3	Michael Rutter	Kawasaki	1	07.063		97.780	Supertwin-1 2017
Ideal Lap (sum of best sectors)			4	50.940		110.992	
Difference (Best Lap – Ideal Lap)					1.498		
Race Record	Martin Jessopp	Kawasaki	4	19	33.052	109.683	Supertwin-1 2017

SUPERSPORT	Name	Machine	Laps	m	s	mph	Session & Year
Lap Record	Alastair Seeley	Yamaha	4	33.864		117.913	Supersport-2 2018
Best Qualifying Lap	Alastair Seeley	Yamaha	4	35.624		117.160	Thu Qualifying 2014
Best Sector 1	Alastair Seeley	Kawasaki	2	02.490		119.515	Supersport-1 2016
Best Sector 2	Alastair Seeley	Yamaha	1	25.133		130.328	Supersport-1 2018
Best Sector 3	Alastair Seeley	Yamaha	1	03.897		102.625	Supersport-2 2018
Ideal Lap (sum of best sectors)			4	31.520		118.930	
Difference (Best Lap – Ideal Lap)					2.344		
Race Record	Alastair Seeley	Kawasaki	6	27	39.302	116.463	Supersport-2 2016

SUPERSTOCK	Name	Machine	Laps	m	s	mph	Session & Year
Lap Record	Alastair Seeley	BMW	4	22.755		122.898	Superstock-1 2017
Best Qualifying Lap	Alastair Seeley	BMW	4	22.104		123.203	Thu Qualifying 2017
Best Sector 1	Ian Hutchinson	BMW	1	57.454		124.639	Superstock-1 2016
Best Sector 2	Alastair Seeley	BMW	1	20.774		137.361	Superstock-2 2018
Best Sector 3	Peter Hickman	BMW	1	02.373		105.132	Superstock-1 2019
Ideal Lap (sum of best sectors)			4	20.601		123.914	
Difference (Best Lap – Ideal Lap)					2.154		
Race Record	Alastair Seeley	BMW	6	26	22.328	122.129	Superstock-1 2017

SUPERBIKE	Name	Machine	Laps	m	s	mph	Session & Year
Lap Record	Michael Dunlop	BMW	4	22.095		123.207	Superbike-1 2016
Best Qualifying Lap	Glenn Irwin	Kawasaki	4	21.767		123.362	Thu Qualifying 2019
Best Sector 1	Michael Dunlop	BMW	1	57.118		124.997	Superbike-1 2016
Best Sector 2	Alastair Seeley	BMW	1	19.340		139.844	Superbike-2 2017
Best Sector 3	Michael Dunlop	BMW	1	02.296		105.262	Superbike-1 2016
Ideal Lap (sum of best sectors)			4	18.754		124.798	
Difference (Best Lap – Ideal Lap)					3.341		
Race Record	Michael Dunlop	BMW	4	17	37.556	121.662	Superbike-1 2016

Sector	Description	Distance
Sector 1	Finish to Ballysally Roundabout	4.0665 miles
Sector 2	Ballysally Roundabout to Metropole	3.0820 miles
Sector 3	Metropole to Finish	1.8215 miles

FASTEST SPEED TRAP SPEEDS

Class	Name	Machine	mph	Session & Year
Superbike	Bruce Anstey	Honda	209.8	2016 Superbike-1
Superbike	Martin Jessopp	Ducati	208	2012 Tue Qualifying
Superbike	Ian Hutchinson	BMW	207.2	2016 Superbike-1
Superbike	Michael Rutter	BMW	205.9	2016 Superbike-1
Superstock	Michael Dunlop	BMW	205.9	2016 Superstock-1
Superbike	Conor Cummins	Honda	204.7	2016 Tue Qualifying
Supersport	William Dunlop	Yamaha	184.5	2016 Supersport-1
Supersport	Ian Hutchinson	Yamaha	184.5	2016 Supersport-2
Supertwin	Michael Rutter	Kawasaki	165.8	2019 Supertwin-1

fonaCAB and Nicholl Oils NORTH WEST 200 SUPERBIKE


Q2: First Qualifying
Tuesday, 10 May 2022



				Qualifying Time	5:17.830	Qualifying Speed	101.601		
Pos	Class	No	Name	Machine / Sponsor	Time	Best Lap Behind	Speed On	Total Laps	Qualifying Laps
Qualifying Classification									
1	SBK	72	Josh BROOKES	Ducati - MCE Ducati Racing	4:29.000		120.045	8	6
2	SBK	6	Michael DUNLOP	Suzuki - Hawk Racing	4:29.173	0.173	119.967	7	5
3	SBK	74	Davey TODD	Honda - Milenco by Padgett's Motorcycles	4:29.891	0.891	119.648	7	5
4	SBK	34	Alastair SEELEY	Yamaha - IFS	4:29.909	0.909	119.640	6	6
5	SBK	1	Glenn IRWIN	Honda - Honda Racing Uk	4:31.145	2.145	119.095	6	4
6	SBK	37	James HILLIER	Yamaha - RICH Energy OMG Racing	4:31.815	2.815	118.801	6	5
7	SBK	47	Richard COOPER	Suzuki - Hawk Racing	4:32.485	3.485	118.509	7	5
8	SBK	11	Conor CUMMINS	Honda - Milenco by Padgett's Motorcycles	4:32.858	3.858	118.347	6	5
9	SBK	3	Michael RUTTER	BMW - Bathams Racing	4:33.403	4.403	118.111	7	5
10	SBK	60	Peter HICKMAN	BMW - FHO Racing	4:34.002	5.002	117.853	3	2
11	SBK	4	Ian HUTCHINSON	BMW - Milwaukee BMW Motorrad	4:34.442	5.442	117.664	7	5
12	SBK	2	John McGUINNESS	Honda - Honda Racing UK	4:35.388	6.388	117.260	7	6
13	SBK	13	Lee JOHNSTON	BMW - Ashcourt Racing	4:35.403	6.403	117.254	6	4
14	SBK	5	Dean HARRISON	Kawasaki - DAO Racing	4:37.311	8.311	116.447	4	3
15	SBK	36	Jamie COWARD	Yamaha - KTS Racing by Steadplan	4:38.106	9.106	116.114	6	5
16	SBK	65	Michael SWEENEY	BMW - MJR Racing	4:38.134	9.134	116.102	3	2
17	SBK	22	Paul JORDAN	Yamaha - PreZ Racing	4:39.049	10.049	115.722	3	2
18	SBK	10	Sam WEST	BMW - Moto Hub (PRL)	4:39.369	10.369	115.589	8	6
19	SBK	56	Adam McLEAN	Kawasaki - McAdoo Kawasaki Racing	4:39.755	10.755	115.430	6	5
20	SBK	19	Dom HERBERTSON	Suzuki - Burrows by RK Racing	4:40.026	11.026	115.318	6	4
21	SBK	15	Nathan HARRISON	Honda - Quayside Racing by IOMSP	4:40.834	11.834	114.986	5	6
22	SBK	7	Gary JOHNSON	BMW - Specsavers/NL Motorcycles	4:40.924	11.924	114.949	3	6
23	SBK	9	Craig NEVE	BMW - Callmac Scaffolding	4:43.970	14.970	113.716	7	5
24	SBK	77	Phillip CROWE	BMW - Agriwash	4:44.108	15.108	113.661	7	5
25	SBK	32	Carl PHILLIPS	Suzuki - SBR	4:44.292	15.292	113.587	4	6
26	SBK	111	Brian McCORMACK	BMW - FHO / The Roadhouse Macau	4:47.379	18.379	112.367	6	4
27	SBK	18	Michael EVANS	BMW - Heattech Racing	4:47.836	18.836	112.189	6	3
28	SBK	76	Mark PURSLOW	BMW - Never Be Clever Racing	4:49.789	20.789	111.433	7	7
29	SBK	29	James CHAWKE	Suzuki - Emjess Racing	4:50.603	21.603	111.121	6	5
30	SBK	26	Mike NORBURY	Honda - DC Racing	4:50.616	21.616	111.116	5	5
31	SBK	30	Kamil HOLAN	Kawasaki - Blue Garage	4:51.281	22.281	110.862	6	4
32	SBK	91	Julian TRUMMER	BMW - WH Racing with Dynobike	4:51.490	22.490	110.783	6	6
33	SBK	8	Lukas MAURER	Kawasaki - L78 by Heidger Motorsport	4:52.790	23.790	110.291	8	6
34	SBK	182	Xavier DENIS	Yamaha - Optimark Road Racing	4:53.809	24.809	109.908	5	4
35	SBK	25	Marty LENNON	Yamaha - ML Designs	4:55.092	26.092	109.430	6	5
36	SBK	14	Ilja CALJOUW	Kawasaki - Performance Racing Achertoeck	4:55.524	26.524	109.270	7	5
37	SBK	66	Ryan GIBSON	Kawasaki - Gibson Motors	4:55.544	26.544	109.263	7	4
38	SBK	12	Joey THOMPSON	Honda - Wilson Craig Racing	4:55.674	26.674	109.215	5	4
39	SBK	44	Mike BOOTH	Kawasaki - 44teeth.com	4:56.543	27.543	108.895	6	6
40	SBK	38	Paul WILLIAMS	Suzuki - Potchy's MOT/MadBros	4:56.658	27.658	108.853	3	4
41	SBK	49	Raul TORRAS	Honda - Toll Racing	4:56.750	27.750	108.819	5	4
42	SBK	48	Anthony REDMOND	BMW - Reds Garage IOM	4:57.468	28.468	108.556	6	5
43	SBK	109	Neil KERNOHAN	Yamaha - Kernohan Racing	4:58.258	29.258	108.269	2	3
44	SBK	92	Jamie WILLIAMS	BMW - NCE / JLG Racing	4:58.624	29.624	108.136	2	3
45	SBK	40	Nadieh SCHOOTS	Kawasaki - Rebel Racing	5:03.074	34.074	106.548	6	3
46	SBK	119	Kris DUNCAN	Ducati - Highsparks Motorsports	5:03.451	34.451	106.416	5	3
47	SBK	88	Josh DALEY	Kawasaki - Josh Daley Racing	5:04.125	35.125	106.180	7	4
48	SBK	55	Donald MacFADYEN	BMW - MacFadyen Racing	5:04.151	35.151	106.171	6	6
49	SBK	54	Sam JOHNSON	Suzuki - Millennium Power	5:05.768	36.768	105.609	6	3
50	SBK	64	Paul CASSIDY	Yamaha - Paul Cassidy Racing	5:06.359	37.359	105.406	3	5
51	SBK	50	Chris GREEN	BMW - CG Creations Racing	5:06.928	37.928	105.210	2	3
52	SBK	78	Dean CAMPBELL	Suzuki - LDC Electrics	5:09.938	40.938	104.189	2	2
53	SBK	21	Jean Pierre POLET	BMW - JP Racing	5:10.358	41.358	104.048	6	2
54	SBK	35	Olivier LUPBERGER	Kawasaki - L78 by Heidger Motorsport	5:13.181	44.181	103.110	6	3
55	SBK	87	Patricia FERNANDEZ	Kawasaki - JMcC Roofing	5:14.885	45.885	102.552	6	4
Non Qualifiers									
	SBK	43	Stephen DEGNAN	Kawasaki	7:31.860	3:02.860	71.465	1	0

Provisional result to be confirmed by the Stewards of the Meeting subject to completion of technical inspections & the time limit for protests

Page 1 / 1

Circuit	The Triangle	Signed	Organising Club	Coleraine & District MC
Length(miles)	8.9700 Lap 1 (8.8300)		Qualifying Started	12:17
Weather	Sunny	Chief Timekeeper		
Track	Dry, 28°C	Issued At: 13:15		





SUPERBIKE

Q2: First Qualifying

Tuesday, 10 May 2022

DETAILED SECTOR ANALYSIS

Qualifying Classification

Position

1 **72 Josh BROOKES**

SBK Behind **0.173**

Best Time **4:29.000** Best Speed **120.045** On **8** Gp

Lap	Lap Time	Lap Speed	Sector 1	Sector 2	Sector 3	Speed Trap
1	5:59.570	88.406		1:29.017	1:12.713	178.1
2	4:44.486	113.510	2:07.897	1:25.368	1:11.221	185.0
3	4:40.890	114.963	2:05.354	1:25.735	1:09.801	189.1
4	4:39.161	115.675	2:04.329	1:25.070		192.4
5	11:27.388	46.978		1:23.750	1:08.817	181.0
6	4:35.176	117.350	2:02.302	1:25.005	1:07.869	193.5
7	4:32.636	118.444	2:01.791	1:22.293	1:08.552	196.3
8	4:29.000	120.045	2:01.148	1:21.323	1:06.529	195.7
<i>Ideal</i>	<i>4:29.000</i>	<i>120.045</i>	<i>2:01.148</i>	<i>1:21.323</i>	<i>1:06.529</i>	<i>196.3</i>

2 **6 Michael DUNLOP**

SBK Behind **0.173**

Best Time **4:29.173** Best Speed **119.967** On **7** Gp

Lap	Lap Time	Lap Speed	Sector 1	Sector 2	Sector 3	Speed Trap
1	9:50.177	53.862		1:29.929	1:22.205	191.3
2	5:08.458	104.688	2:21.792	1:28.157	1:18.509	193.5
3	4:29.954	119.620	2:01.227	1:22.266	1:06.461	191.3
4	4:47.207	112.435	2:08.262	1:25.137		187.0
5	10:55.140	49.290		1:26.633	1:11.190	191.8
6	4:31.892	118.768	2:00.328	1:22.342	1:09.222	193.5
7	4:29.173	119.967	2:00.876	1:22.355	1:05.942	194.0
<i>Ideal</i>	<i>4:28.536</i>	<i>120.252</i>	<i>2:00.328</i>	<i>1:22.266</i>	<i>1:05.942</i>	<i>194.0</i>

3 **74 Davey TODD**

SBK Behind **0.891**

Best Time **4:29.891** Best Speed **119.648** On **7** Gp

Lap	Lap Time	Lap Speed	Sector 1	Sector 2	Sector 3	Speed Trap
1	5:34.395	95.061		1:26.788	1:08.240	182.5
2	4:38.050	116.137	2:03.201	1:25.518		191.8
3	15:44.424	34.192		1:24.860	1:07.702	191.8
4	4:31.651	118.873	2:01.623	1:24.097	1:05.931	190.7
5	4:32.352	118.567	2:02.706	1:23.370	1:06.276	184.0
6	4:31.159	119.089	2:01.068	1:24.228	1:05.863	190.2
7	4:29.891	119.648	2:00.594	1:24.159	1:05.138	189.7
<i>Ideal</i>	<i>4:29.102</i>	<i>119.999</i>	<i>2:00.594</i>	<i>1:23.370</i>	<i>1:05.138</i>	<i>191.8</i>

Qualifying Classification

Position

4 **34 Alastair SEELEY**

SBK Behind **0.909**

Best Time **4:29.909** Best Speed **119.640** On **6** Gp

Lap	Lap Time	Lap Speed	Sector 1	Sector 2	Sector 3	Speed Trap
1	5:22.712	98.503		1:26.786	1:10.389	180.5
2	4:39.838	115.395	2:06.218	1:26.007	1:07.613	185.5
3	4:41.440	114.738	2:06.284	1:25.626		183.0
4	9:17.285	57.945		1:27.453	1:12.631	185.0
5	4:31.602	118.895	2:02.325	1:23.417	1:05.860	188.1
6	4:29.909	119.640	2:01.448	1:23.193	1:05.268	188.1
7	4:32.723	118.406	2:01.815	1:23.455	1:07.453	188.1
8	4:38.497	115.951	2:03.977	1:24.491		186.5
<i>Ideal</i>	<i>4:29.909</i>	<i>119.640</i>	<i>2:01.448</i>	<i>1:23.193</i>	<i>1:05.268</i>	<i>188.1</i>

5 **1 Glenn IRWIN**

SBK Behind **2.145**

Best Time **4:31.145** Best Speed **119.095** On **6** Gp

Lap	Lap Time	Lap Speed	Sector 1	Sector 2	Sector 3	Speed Trap
1	5:25.050	97.794		1:28.994		173.1
2	18:24.464	29.238		1:31.337	1:11.817	182.0
3	4:37.105	116.533	2:04.503	1:25.009	1:07.593	187.0
4	4:46.754	112.612	2:04.710	1:27.654	1:14.390	174.4
5	4:56.467	108.923	2:16.692	1:28.639	1:11.136	174.0
6	4:31.145	119.095	2:02.030	1:23.733	1:05.382	189.7
<i>Ideal</i>	<i>4:31.145</i>	<i>119.095</i>	<i>2:02.030</i>	<i>1:23.733</i>	<i>1:05.382</i>	<i>189.7</i>

6 **37 James HILLIER**

SBK Behind **2.815**

Best Time **4:31.815** Best Speed **118.801** On **6** Gp

Lap	Lap Time	Lap Speed	Sector 1	Sector 2	Sector 3	Speed Trap
1	5:18.502	99.805		1:28.317	1:09.538	186.0
2	4:38.212	116.070	2:03.098	1:26.882	1:08.232	191.8
3	4:33.845	117.921	2:01.858	1:24.893	1:07.094	191.8
4	4:50.324	111.227	2:04.758	1:30.184		170.0
5	15:23.100	34.982		1:26.254	1:08.481	190.7
6	4:31.815	118.801	2:01.757	1:23.705	1:06.353	190.7
7	4:34.999	117.426	2:01.771	1:24.061	1:09.167	192.4
<i>Ideal</i>	<i>4:31.815</i>	<i>118.801</i>	<i>2:01.757</i>	<i>1:23.705</i>	<i>1:06.353</i>	<i>192.4</i>





SUPERBIKE

Q2: First Qualifying

Tuesday, 10 May 2022

DETAILED SECTOR ANALYSIS

Qualifying Classification

Position

7 47 Richard COOPER

SBK Behind 3.485
Best Time 4:32.485 Best Speed 118.509 On 7 Gp

Lap	Lap Time	Lap Speed	Sector 1	Sector 2	Sector 3	Speed Trap
1	5:23.017	98.410		1:26.837	1:10.482	176.7
2	4:39.833	115.397	2:06.892	1:25.239	1:07.702	184.0
3	4:37.243	116.475	2:06.468	1:23.309	1:07.466	176.7
4	4:47.101	112.476	2:03.801	1:24.837		175.3
5	17:00.151	31.654		1:24.220	1:08.026	177.7
6	4:32.926	118.318	2:03.292	1:22.836	1:06.798	183.5
7	4:32.485	118.509	2:02.484	1:23.620	1:06.381	182.5
<i>Ideal</i>	4:31.701	118.851	2:02.484	1:22.836	1:06.381	184.0

8 11 Conor CUMMINS

SBK Behind 3.858
Best Time 4:32.858 Best Speed 118.347 On 6 Gp

Lap	Lap Time	Lap Speed	Sector 1	Sector 2	Sector 3	Speed Trap
1	5:17.059	100.259		1:26.765	1:08.907	168.3
2	4:36.686	116.710	2:04.902	1:24.876	1:06.908	192.9
3	4:37.200	116.494	2:05.648	1:24.735	1:06.817	184.0
4	4:47.401	112.359	2:05.287	1:27.193		178.1
5	17:50.885	30.154		1:24.735	1:06.286	186.0
6	4:32.858	118.347	2:03.249	1:23.925	1:05.684	185.0
<i>Ideal</i>	4:32.858	118.347	2:03.249	1:23.925	1:05.684	192.9

9 3 Michael RUTTER

SBK Behind 4.403
Best Time 4:33.403 Best Speed 118.111 On 7 Gp

Lap	Lap Time	Lap Speed	Sector 1	Sector 2	Sector 3	Speed Trap
1	5:24.814	97.865		1:27.217	1:10.995	177.2
2	4:38.912	115.778	2:04.845	1:26.433	1:07.634	190.2
3	4:37.223	116.484	2:05.372	1:24.826	1:07.025	189.1
4	4:44.602	113.464	2:02.614	1:24.847		180.0
5	15:36.677	34.475		1:26.390	1:07.185	187.6
6	4:34.407	117.679	2:01.423	1:26.092	1:06.892	189.1
7	4:33.403	118.111	2:03.065	1:24.041	1:06.297	186.5
<i>Ideal</i>	4:31.761	118.825	2:01.423	1:24.041	1:06.297	190.2

Qualifying Classification

Position

10 60 Peter HICKMAN

SBK Behind 5.002
Best Time 4:34.002 Best Speed 117.853 On 3 Gp

Lap	Lap Time	Lap Speed	Sector 1	Sector 2	Sector 3	Speed Trap
1	5:42.623	92.778		1:25.776	1:09.197	175.8
2	4:36.308	116.870	2:04.062	1:24.833	1:07.413	198.0
3	4:34.002	117.853	2:03.187	1:23.582	1:07.233	196.3
4	8:27.873	63.583	2:02.458	1:23.582	1:07.233	194.6
<i>Ideal</i>	4:33.273	118.168	2:02.458	1:23.582	1:07.233	198.0

11 4 Ian HUTCHINSON

SBK Behind 5.442
Best Time 4:34.442 Best Speed 117.664 On 7 Gp

Lap	Lap Time	Lap Speed	Sector 1	Sector 2	Sector 3	Speed Trap
1	5:37.342	94.231		1:27.697	1:11.573	181.5
2	4:55.910	109.128	2:08.469	1:29.098		187.0
3	13:50.418	38.886		1:26.244	1:09.462	188.6
4	4:40.241	115.229	2:05.300	1:25.780	1:09.161	192.9
5	4:37.504	116.366	2:04.282	1:25.004	1:08.218	195.2
6	4:35.190	117.344	2:02.918	1:24.746	1:07.526	195.7
7	4:34.442	117.664	2:02.767	1:24.380	1:07.295	196.9
<i>Ideal</i>	4:34.442	117.664	2:02.767	1:24.380	1:07.295	196.9

12 2 John McGUINNESS

SBK Behind 6.388
Best Time 4:35.388 Best Speed 117.260 On 7 Gp

Lap	Lap Time	Lap Speed	Sector 1	Sector 2	Sector 3	Speed Trap
1	5:40.631	93.321		1:31.137	1:12.172	170.9
2	4:50.285	111.242	2:11.181	1:28.785	1:10.319	179.1
3	4:42.966	114.120	2:07.461	1:26.831	1:08.674	178.1
4	5:05.085	105.846	2:13.974	1:33.153		169.6
5	11:41.164	46.055		1:28.605	1:09.598	184.0
6	4:43.350	113.965	2:08.952	1:26.181	1:08.217	172.2
7	4:35.388	117.260	2:03.738	1:24.899	1:06.751	192.4
8	5:04.198	106.155	2:11.647	1:33.117		170.0
<i>Ideal</i>	4:35.388	117.260	2:03.738	1:24.899	1:06.751	192.4





SUPERBIKE

Q2: First Qualifying

Tuesday, 10 May 2022

DETAILED SECTOR ANALYSIS

Qualifying Classification

Position

13 **13 Lee JOHNSTON**

SBK Behind **6.403**
Best Time **4:35.403** Best Speed **117.254** On **6** Gp

Lap	Lap Time	Lap Speed	Sector 1	Sector 2	Sector 3	Speed Trap
1	9:44.517	54.383		1:32.743	1:21.806	184.5
2	4:49.215	111.654	2:05.199	1:26.895	1:17.121	190.7
3	4:38.068	116.130	2:04.348	1:25.672	1:08.048	187.0
4	4:52.410	110.434	2:11.452	1:26.367		181.5
5	11:48.553	45.575		1:24.664	1:08.369	190.7
6	4:35.403	117.254	2:03.090	1:25.631	1:06.682	191.8
<i>Ideal</i>	<i>4:34.436</i>	<i>117.667</i>	<i>2:03.090</i>	<i>1:24.664</i>	<i>1:06.682</i>	<i>191.8</i>

14 **5 Dean HARRISON**

SBK Behind **8.311**
Best Time **4:37.311** Best Speed **116.447** On **4** Gp

Lap	Lap Time	Lap Speed	Sector 1	Sector 2	Sector 3	Speed Trap
1	5:47.766	91.406		1:27.221	1:10.116	163.4
2	4:46.618	112.666	2:07.679	1:26.128		190.7
3	11:09.825	48.210		1:26.560	1:11.991	187.0
4	4:37.311	116.447	2:06.077	1:24.227	1:07.007	188.6
5	4:41.146	114.858	2:04.784	1:23.744		189.7
6	10:46.708	49.933		1:22.819	1:05.923	157.7
<i>Ideal</i>	<i>4:33.526</i>	<i>118.058</i>	<i>2:04.784</i>	<i>1:22.819</i>	<i>1:05.923</i>	<i>190.7</i>

15 **36 Jamie COWARD**

SBK Behind **9.106**
Best Time **4:38.106** Best Speed **116.114** On **6** Gp

Lap	Lap Time	Lap Speed	Sector 1	Sector 2	Sector 3	Speed Trap
1	6:32.991	80.887		1:32.437	1:11.173	182.5
2	4:45.883	112.955	2:08.567	1:28.868	1:08.448	186.0
3	4:47.741	112.226	2:07.529	1:27.572		181.0
4	5:50.557	92.116		1:28.271	1:09.363	183.0
5	4:40.826	114.989	2:06.821	1:26.145	1:07.860	182.0
6	4:38.106	116.114	2:04.603	1:26.154	1:07.349	185.5
7	4:45.011	113.301	2:08.506	1:26.146		186.5
8	7:11.487	74.839		1:27.514	1:07.469	184.5
<i>Ideal</i>	<i>4:38.097</i>	<i>116.118</i>	<i>2:04.603</i>	<i>1:26.145</i>	<i>1:07.349</i>	<i>186.5</i>

Qualifying Classification

Position

16 **65 Michael SWEENEY**

SBK Behind **9.134**
Best Time **4:38.134** Best Speed **116.102** On **3** Gp

Lap	Lap Time	Lap Speed	Sector 1	Sector 2	Sector 3	Speed Trap
1	8:44.660	60.588		1:26.993	1:09.608	190.2
2	4:38.540	115.933	2:04.655	1:26.109	1:07.776	189.7
3	4:38.134	116.102	2:04.647	1:25.688	1:07.799	181.5
4	5:29.058	98.135	2:26.573	1:41.919		138.0
<i>Ideal</i>	<i>4:38.111</i>	<i>116.112</i>	<i>2:04.647</i>	<i>1:25.688</i>	<i>1:07.776</i>	<i>190.2</i>

17 **22 Paul JORDAN**

SBK Behind **10.049**
Best Time **4:39.049** Best Speed **115.722** On **3** Gp

Lap	Lap Time	Lap Speed	Sector 1	Sector 2	Sector 3	Speed Trap
1	8:40.207	61.106		1:28.790	1:08.767	175.3
2	4:43.693	113.827	2:06.996	1:27.808	1:08.889	181.0
3	4:39.049	115.722	2:05.301	1:25.951	1:07.797	184.0
4	5:28.751	98.226	2:23.948	1:43.276		149.6
<i>Ideal</i>	<i>4:39.049</i>	<i>115.722</i>	<i>2:05.301</i>	<i>1:25.951</i>	<i>1:07.797</i>	<i>184.0</i>

18 **10 Sam WEST**

SBK Behind **10.369**
Best Time **4:39.369** Best Speed **115.589** On **8** Gp

Lap	Lap Time	Lap Speed	Sector 1	Sector 2	Sector 3	Speed Trap
1	6:28.379	81.848		1:29.690	1:14.496	165.4
2	4:49.980	111.359	2:11.341	1:27.349	1:11.290	187.0
3	4:45.169	113.238	2:07.811	1:26.985	1:10.373	185.5
4	4:46.442	112.735	2:05.870	1:27.718	1:12.854	188.1
5	4:49.858	111.406	2:05.677	1:27.813		188.1
6	7:42.513	69.819		1:27.434	1:10.787	186.5
7	4:40.923	114.950	2:05.723	1:26.172	1:09.028	186.5
8	4:39.369	115.589	2:05.304	1:25.764	1:08.301	187.0
<i>Ideal</i>	<i>4:39.369</i>	<i>115.589</i>	<i>2:05.304</i>	<i>1:25.764</i>	<i>1:08.301</i>	<i>188.1</i>





SUPERBIKE

Q2: First Qualifying

Tuesday, 10 May 2022

DETAILED SECTOR ANALYSIS

Qualifying Classification

Position

19 56 Adam McLEAN

SBK Behind 10.755

Best Time 4:39.755 Best Speed 115.430 On 6 Gp

Lap	Lap Time	Lap Speed	Sector 1	Sector 2	Sector 3	Speed Trap
1	8:20.645	63.494		1:29.664	1:11.187	160.3
2	4:47.628	112.270	2:10.685	1:27.922	1:09.021	167.1
3	4:44.374	113.555	2:07.913	1:26.902	1:09.559	169.6
4	4:55.743	109.189	2:13.234	1:28.058		172.2
5	6:41.821	80.364		1:26.504	1:07.809	169.6
6	4:39.755	115.430	2:05.657	1:26.598	1:07.500	176.7
7	5:06.788	105.258	2:12.137	1:36.969		163.4
<i>Ideal</i>	<i>4:39.661</i>	<i>115.468</i>	<i>2:05.657</i>	<i>1:26.504</i>	<i>1:07.500</i>	<i>176.7</i>

20 19 Dom HERBERTSON

SBK Behind 11.026

Best Time 4:40.026 Best Speed 115.318 On 6 Gp

Lap	Lap Time	Lap Speed	Sector 1	Sector 2	Sector 3	Speed Trap
1	5:40.859	93.259		1:30.047	1:10.929	172.2
2	4:46.560	112.688	2:07.474	1:28.747	1:10.339	180.5
3	4:48.916	111.770	2:06.766	1:28.320		183.5
4	8:41.004	61.980		1:30.965		179.5
5	6:15.291	86.045		1:27.078	1:10.736	185.0
6	4:40.026	115.318	2:05.450	1:26.495	1:08.081	186.5
7	4:53.173	110.147	2:08.541	1:29.665		174.0
<i>Ideal</i>	<i>4:40.026</i>	<i>115.318</i>	<i>2:05.450</i>	<i>1:26.495</i>	<i>1:08.081</i>	<i>186.5</i>

21 15 Nathan HARRISON

SBK Behind 11.834

Best Time 4:40.834 Best Speed 114.986 On 5 Gp

Lap	Lap Time	Lap Speed	Sector 1	Sector 2	Sector 3	Speed Trap
1	9:02.861	58.556		1:28.218	1:11.123	180.0
2	4:43.322	113.976	2:07.573	1:26.092	1:09.657	184.5
3	5:01.303	107.175	2:25.143	1:27.625	1:08.535	182.5
4	4:43.742	113.808	2:07.434	1:26.938	1:09.370	184.0
5	4:40.834	114.986	2:05.755	1:26.264	1:08.815	186.0
6	4:41.500	114.714	2:05.228	1:25.964	1:10.308	185.5
7	4:44.948	113.326	2:07.629	1:26.585	1:10.734	185.5
<i>Ideal</i>	<i>4:39.727</i>	<i>115.441</i>	<i>2:05.228</i>	<i>1:25.964</i>	<i>1:08.535</i>	<i>186.0</i>

Qualifying Classification

Position

22 7 Gary JOHNSON

SBK Behind 11.924

Best Time 4:40.924 Best Speed 114.949 On 3 Gp

Lap	Lap Time	Lap Speed	Sector 1	Sector 2	Sector 3	Speed Trap
1	6:08.124	86.351		1:29.678	1:11.563	178.1
2	4:44.954	113.324	2:07.849	1:28.092	1:09.013	183.0
3	4:40.924	114.949	2:06.126	1:25.731	1:09.067	182.5
4	4:43.424	113.935	2:06.773	1:27.190	1:09.461	184.5
5	4:43.561	113.880	2:07.120	1:27.936	1:08.505	184.5
6	4:41.166	114.850	2:06.476	1:26.497	1:08.193	185.5
<i>Ideal</i>	<i>4:40.050</i>	<i>115.308</i>	<i>2:06.126</i>	<i>1:25.731</i>	<i>1:08.193</i>	<i>185.5</i>

23 9 Craig NEVE

SBK Behind 14.970

Best Time 4:43.970 Best Speed 113.716 On 7 Gp

Lap	Lap Time	Lap Speed	Sector 1	Sector 2	Sector 3	Speed Trap
1	6:22.315	83.146		1:29.153	1:11.414	166.2
2	4:50.803	111.044	2:13.085	1:28.228	1:09.490	170.9
3	4:47.168	112.450	2:09.170	1:27.952	1:10.046	182.5
4	4:46.415	112.745	2:07.952	1:28.370	1:10.093	183.0
5	4:49.794	111.431	2:07.005	1:29.192		184.5
6	9:40.358	55.642		1:29.225	1:08.394	174.4
7	4:43.970	113.716	2:07.077	1:26.254		183.5
8	5:35.626	96.214		1:27.609		182.0
<i>Ideal</i>	<i>4:41.653</i>	<i>114.652</i>	<i>2:07.005</i>	<i>1:26.254</i>	<i>1:08.394</i>	<i>184.5</i>

24 77 Phillip CROWE

SBK Behind 15.108

Best Time 4:44.108 Best Speed 113.661 On 7 Gp

Lap	Lap Time	Lap Speed	Sector 1	Sector 2	Sector 3	Speed Trap
1	9:32.219	55.552		1:33.855		157.7
2	9:07.093	59.025		1:29.802	1:13.342	170.5
3	4:51.711	110.699	2:13.024	1:27.885	1:10.802	167.9
4	4:47.987	112.130	2:10.251	1:28.089	1:09.647	175.8
5	4:48.471	111.942	2:09.756	1:28.735	1:09.980	172.6
6	4:44.128	113.653	2:08.130	1:27.504	1:08.494	176.3
7	4:44.108	113.661	2:07.220	1:27.798	1:09.090	177.2
<i>Ideal</i>	<i>4:43.218</i>	<i>114.018</i>	<i>2:07.220</i>	<i>1:27.504</i>	<i>1:08.494</i>	<i>177.2</i>





SUPERBIKE

Q2: First Qualifying

Tuesday, 10 May 2022

DETAILED SECTOR ANALYSIS

Qualifying Classification

Position

31 30 Kamil HOLAN

SBK Behind 22.281
Best Time 4:51.281 Best Speed 110.862 On 6 Gp

Lap	Lap Time	Lap Speed	Sector 1	Sector 2	Sector 3	Speed Trap
1	5:57.819	88.838		1:34.190	1:16.451	169.6
2	4:59.337	107.878	2:13.550	1:32.385	1:13.402	181.0
3	4:56.116	109.052	2:12.004	1:31.568	1:12.544	178.6
4	4:59.617	107.778	2:10.471	1:32.453		174.4
5	10:08.253	53.090		1:31.121	1:12.173	178.6
6	4:51.281	110.862	2:09.634	1:30.310	1:11.337	181.5
7	5:26.749	98.828	2:10.658	1:49.307		179.5
<i>Ideal</i>	<i>4:51.281</i>	<i>110.862</i>	<i>2:09.634</i>	<i>1:30.310</i>	<i>1:11.337</i>	<i>181.5</i>

32 91 Julian TRUMMER

SBK Behind 22.490
Best Time 4:51.490 Best Speed 110.783 On 6 Gp

Lap	Lap Time	Lap Speed	Sector 1	Sector 2	Sector 3	Speed Trap
1	6:44.388	78.608		1:34.080	1:15.091	170.5
2	5:03.327	106.459	2:18.250	1:31.908	1:13.169	179.1
3	4:55.149	109.409	2:12.861	1:30.779	1:11.509	175.8
4	4:56.759	108.816	2:13.132	1:31.900	1:11.727	169.2
5	4:53.483	110.030	2:11.765	1:30.268	1:11.450	177.7
6	4:51.490	110.783	2:11.237	1:29.710	1:10.543	181.0
7	4:52.406	110.435	2:11.107	1:29.446	1:11.853	181.0
8	5:20.032	100.902	2:19.170	1:39.500		155.9
<i>Ideal</i>	<i>4:51.096</i>	<i>110.932</i>	<i>2:11.107</i>	<i>1:29.446</i>	<i>1:10.543</i>	<i>181.0</i>

33 8 Lukas MAURER

SBK Behind 23.790
Best Time 4:52.790 Best Speed 110.291 On 8 Gp

Lap	Lap Time	Lap Speed	Sector 1	Sector 2	Sector 3	Speed Trap
1	5:47.485	91.480		1:33.288	1:14.606	158.1
2	4:57.353	108.598	2:12.687	1:31.921	1:12.745	172.6
3	4:56.138	109.044	2:11.435	1:31.375	1:13.328	177.2
4	4:57.209	108.651	2:13.396	1:30.513	1:13.300	179.5
5	5:00.358	107.512	2:13.684	1:30.573		174.4
6	9:10.326	58.678		1:28.731	1:12.113	181.0
7	4:53.863	109.888	2:12.041	1:29.498	1:12.324	174.4
8	4:52.790	110.291	2:11.073	1:30.850	1:10.867	182.5
<i>Ideal</i>	<i>4:50.671</i>	<i>111.095</i>	<i>2:11.073</i>	<i>1:28.731</i>	<i>1:10.867</i>	<i>182.5</i>

Qualifying Classification

Position

34 182 Xavier DENIS

SBK Behind 24.809
Best Time 4:53.809 Best Speed 109.908 On 5 Gp

Lap	Lap Time	Lap Speed	Sector 1	Sector 2	Sector 3	Speed Trap
1	9:10.890	57.703		1:34.605	1:13.117	176.3
2	4:53.827	109.901	2:12.048	1:30.466	1:11.313	177.2
3	4:58.408	108.214	2:12.947	1:31.682		173.1
4	12:32.854	42.893		1:29.162	1:12.225	174.0
5	4:53.809	109.908	2:12.049	1:30.260	1:11.500	175.8
6	4:56.538	108.897	2:11.907	1:31.524		177.2
<i>Ideal</i>	<i>4:52.382</i>	<i>110.445</i>	<i>2:11.907</i>	<i>1:29.162</i>	<i>1:11.313</i>	<i>177.2</i>

35 25 Marty LENNON

SBK Behind 26.092
Best Time 4:55.092 Best Speed 109.430 On 6 Gp

Lap	Lap Time	Lap Speed	Sector 1	Sector 2	Sector 3	Speed Trap
1	7:16.269	72.863		1:33.041	1:15.497	167.5
2	5:00.649	107.408	2:17.764	1:30.988	1:11.897	175.8
3	4:57.868	108.410	2:14.531	1:31.213	1:12.124	165.4
4	5:02.132	106.880	2:15.258	1:32.337		161.1
5	10:15.893	52.431		1:29.553	1:11.979	180.0
6	4:55.092	109.430	2:12.706	1:29.475	1:12.911	174.4
7	4:58.632	108.133	2:12.640	1:31.153		178.6
<i>Ideal</i>	<i>4:54.012</i>	<i>109.832</i>	<i>2:12.640</i>	<i>1:29.475</i>	<i>1:11.897</i>	<i>180.0</i>

36 14 Ilja CALJOUW

SBK Behind 26.524
Best Time 4:55.524 Best Speed 109.270 On 7 Gp

Lap	Lap Time	Lap Speed	Sector 1	Sector 2	Sector 3	Speed Trap
1	6:29.085	81.699		1:35.793	1:16.339	164.2
2	4:59.206	107.926	2:13.859	1:31.668	1:13.679	179.5
3	5:02.656	106.695	2:14.738	1:32.829		176.3
4	10:57.757	49.094		1:31.993	1:13.534	178.6
5	5:00.597	107.426	2:14.472	1:32.847	1:13.278	179.1
6	4:58.311	108.249	2:12.611	1:32.690	1:13.010	181.0
7	4:55.524	109.270	2:12.299	1:31.204	1:12.021	179.5
<i>Ideal</i>	<i>4:55.524</i>	<i>109.270</i>	<i>2:12.299</i>	<i>1:31.204</i>	<i>1:12.021</i>	<i>181.0</i>





SUPERBIKE

Q2: First Qualifying

Tuesday, 10 May 2022

DETAILED SECTOR ANALYSIS

Qualifying Classification

Position

37 66 Ryan GIBSON

SBK Behind 26.544
Best Time 4:55.544 Best Speed 109.263 On 7 Gp

Lap	Lap Time	Lap Speed	Sector 1	Sector 2	Sector 3	Speed Trap
1	6:00.574	88.159	1:34.723	1:15.867	164.2	
2	5:03.881	106.265	2:16.254	1:33.286	1:14.341	175.8
3	5:02.117	106.886	2:15.874	1:33.316	1:12.927	168.7
4	5:50.869	92.034	2:30.510	1:54.012		148.3
5	10:31.195	51.160	1:31.719	1:13.201		169.6
6	4:58.414	108.212	2:12.795	1:32.696	1:12.923	182.0
7	4:55.544	109.263	2:12.266	1:31.285	1:11.993	177.2
<i>Ideal</i>	4:55.544	109.263	2:12.266	1:31.285	1:11.993	182.0

38 12 Joey THOMPSON

SBK Behind 26.674
Best Time 4:55.674 Best Speed 109.215 On 5 Gp

Lap	Lap Time	Lap Speed	Sector 1	Sector 2	Sector 3	Speed Trap
1	9:12.403	57.545	1:35.092	1:15.849	152.3	
2	5:02.039	106.913	2:16.049	1:31.545	1:14.445	160.7
3	5:01.010	107.279	2:14.423	1:30.431		170.9
4	14:43.232	36.561	1:31.013	1:14.120		177.2
5	4:55.674	109.215	2:13.508	1:29.796	1:12.370	177.7
6	4:55.750	109.187	2:12.436	1:30.901	1:12.413	181.5
<i>Ideal</i>	4:54.602	109.612	2:12.436	1:29.796	1:12.370	181.5

39 44 Mike BOOTH

SBK Behind 27.543
Best Time 4:56.543 Best Speed 108.895 On 6 Gp

Lap	Lap Time	Lap Speed	Sector 1	Sector 2	Sector 3	Speed Trap
1	6:55.365	76.530	1:33.242	1:20.879	173.5	
2	5:00.184	107.574	2:14.661	1:31.551	1:13.972	178.6
3	5:04.434	106.072	2:16.596	1:32.108	1:15.730	173.5
4	5:00.538	107.447	2:15.299	1:32.228	1:13.011	176.3
5	4:56.649	108.856	2:13.265	1:30.571	1:12.813	175.8
6	4:56.543	108.895	2:12.167	1:30.533	1:13.843	174.9
7	5:16.535	102.017	2:16.602	1:40.589		175.3
<i>Ideal</i>	4:55.513	109.274	2:12.167	1:30.533	1:12.813	178.6

Qualifying Classification

Position

40 38 Paul WILLIAMS

SBK Behind 27.658
Best Time 4:56.658 Best Speed 108.853 On 3 Gp

Lap	Lap Time	Lap Speed	Sector 1	Sector 2	Sector 3	Speed Trap
1	6:12.379	85.365		1:33.964	1:13.427	161.9
2	5:00.126	107.595	2:15.492	1:32.910	1:11.724	169.2
3	4:56.658	108.853	2:12.972	1:32.016	1:11.670	161.5
4	5:00.580	107.432	2:14.469	1:32.802		164.2
5	11:24.379	47.184		1:30.124	1:11.393	169.6
6	4:57.529	108.534	2:14.059	1:29.924	1:11.393	160.7
<i>Ideal</i>	4:54.289	109.729	2:12.972	1:29.924	1:11.393	169.6

41 49 Raul TORRAS

SBK Behind 27.750
Best Time 4:56.750 Best Speed 108.819 On 5 Gp

Lap	Lap Time	Lap Speed	Sector 1	Sector 2	Sector 3	Speed Trap
1	8:56.274	59.276		1:33.554	1:14.858	163.8
2	5:03.068	106.550	2:16.965	1:31.415		173.5
3	8:46.037	61.387		1:31.487	1:12.794	180.0
4	4:58.477	108.189	2:13.942	1:30.594	1:13.941	179.1
5	4:56.750	108.819	2:11.886	1:28.987		180.0
6	6:06.969	87.997		1:28.750	1:11.593	179.1
7	5:04.650	105.997	2:18.256	1:30.836	1:15.558	174.9
<i>Ideal</i>	4:52.229	110.502	2:11.886	1:28.750	1:11.593	180.0

42 48 Anthony REDMOND

SBK Behind 28.468
Best Time 4:57.468 Best Speed 108.556 On 6 Gp

Lap	Lap Time	Lap Speed	Sector 1	Sector 2	Sector 3	Speed Trap
1	7:15.977	72.912		1:35.717	1:18.411	159.6
2	5:06.252	105.443	2:17.091	1:32.734	1:16.427	172.6
3	5:03.905	106.257	2:15.547	1:32.854	1:15.504	172.2
4	5:06.054	105.511	2:16.760	1:33.288	1:16.006	175.3
5	5:04.268	106.130	2:17.199	1:32.958	1:14.111	163.0
6	4:57.468	108.556	2:12.697	1:30.949	1:13.822	175.8
<i>Ideal</i>	4:57.468	108.556	2:12.697	1:30.949	1:13.822	175.8





SUPERBIKE

Q2: First Qualifying

Tuesday, 10 May 2022

DETAILED SECTOR ANALYSIS

Qualifying Classification

Position

43 109 Neil KERNOHAN

SBK Behind 29.258
Best Time 4:58.258 Best Speed 108.269 On 2 Gp

Lap	Lap Time	Lap Speed	Sector 1	Sector 2	Sector 3	Speed Trap
1	9:12.901	57.493		1:33.655	1:14.465	157.7
2	4:58.258	108.269	2:13.668	1:30.750	1:13.840	179.1
3	5:00.153	107.585	2:13.388	1:30.569		158.1
4	13:40.089	39.376		1:30.881	1:11.740	175.8
5	4:59.898	107.677	2:12.233	1:30.989		172.6
<i>Ideal</i>	<i>4:54.542</i>	<i>109.635</i>	<i>2:12.233</i>	<i>1:30.569</i>	<i>1:11.740</i>	<i>179.1</i>

44 92 Jamie WILLIAMS

SBK Behind 29.624
Best Time 4:58.624 Best Speed 108.136 On 2 Gp

Lap	Lap Time	Lap Speed	Sector 1	Sector 2	Sector 3	Speed Trap
1	7:25.934	71.284		1:35.282	1:14.538	161.9
2	4:58.624	108.136	2:14.214	1:31.500	1:12.910	168.3
3	4:58.732	108.097	2:15.241	1:30.408	1:13.083	165.4
4	5:06.390	105.395	2:17.045	1:31.756		174.4
5	7:56.526	67.765		1:31.036		168.7
<i>Ideal</i>	<i>4:57.532</i>	<i>108.533</i>	<i>2:14.214</i>	<i>1:30.408</i>	<i>1:12.910</i>	<i>174.4</i>

45 40 Nadieh SCHOOTS

SBK Behind 34.074
Best Time 5:03.074 Best Speed 106.548 On 6 Gp

Lap	Lap Time	Lap Speed	Sector 1	Sector 2	Sector 3	Speed Trap
1	7:40.202	69.074		1:44.673	1:23.287	137.1
2	5:28.259	98.374	2:26.340	1:38.788		138.3
3	12:49.634	41.958		1:35.836	1:17.622	161.5
4	5:10.068	104.145	2:19.240	1:34.503	1:16.325	161.9
5	5:05.092	105.843	2:17.242	1:33.896	1:13.954	171.3
6	5:03.074	106.548	2:16.254	1:33.159	1:13.661	171.8
7	5:28.480	98.307	2:19.122	1:45.381		165.4
<i>Ideal</i>	<i>5:03.074</i>	<i>106.548</i>	<i>2:16.254</i>	<i>1:33.159</i>	<i>1:13.661</i>	<i>171.8</i>

Qualifying Classification

Position

46 119 Kris DUNCAN

SBK Behind 34.451
Best Time 5:03.451 Best Speed 106.416 On 5 Gp

Lap	Lap Time	Lap Speed	Sector 1	Sector 2	Sector 3	Speed Trap
1	8:38.300	61.331		1:34.584	1:17.204	165.4
2	5:08.744	104.592	2:19.135	1:34.406	1:15.203	164.6
3	5:11.627	103.624	2:18.130	1:35.455		161.9
4	18:00.897	29.875		1:33.401	1:14.614	167.9
5	5:03.451	106.416	2:16.730	1:33.108	1:13.613	165.0
<i>Ideal</i>	<i>5:03.451</i>	<i>106.416</i>	<i>2:16.730</i>	<i>1:33.108</i>	<i>1:13.613</i>	<i>167.9</i>

47 88 Josh DALEY

SBK Behind 35.125
Best Time 5:04.125 Best Speed 106.180 On 7 Gp

Lap	Lap Time	Lap Speed	Sector 1	Sector 2	Sector 3	Speed Trap
1	6:59.596	75.759		1:35.958	1:16.898	179.1
2	5:12.232	103.423	2:18.754	1:35.613	1:17.865	182.5
3	5:09.826	104.226	2:20.431	1:33.311	1:16.084	171.8
4	5:07.872	104.888	2:19.445	1:33.470	1:14.957	175.8
5	5:20.709	100.689	2:19.320	1:37.704		171.8
6	9:23.037	57.353		1:33.599	1:13.034	179.1
7	5:04.125	106.180	2:15.392	1:33.613	1:15.120	179.5
<i>Ideal</i>	<i>5:01.737</i>	<i>107.020</i>	<i>2:15.392</i>	<i>1:33.311</i>	<i>1:13.034</i>	<i>182.5</i>

48 55 Donald MacFADYEN

SBK Behind 35.151
Best Time 5:04.151 Best Speed 106.171 On 6 Gp

Lap	Lap Time	Lap Speed	Sector 1	Sector 2	Sector 3	Speed Trap
1	6:43.648	78.752		1:36.162	1:19.174	147.7
2	5:10.927	103.857	2:20.315	1:33.247	1:17.365	169.6
3	5:10.400	104.034	2:19.780	1:33.157	1:17.463	161.5
4	5:14.909	102.544	2:21.525	1:36.531	1:16.853	161.1
5	5:08.460	104.688	2:19.660	1:32.088	1:16.712	161.1
6	5:04.151	106.171	2:16.869	1:32.116	1:15.166	170.0
7	5:10.629	103.957	2:16.895	1:34.266		163.0
<i>Ideal</i>	<i>5:04.123</i>	<i>106.181</i>	<i>2:16.869</i>	<i>1:32.088</i>	<i>1:15.166</i>	<i>170.0</i>



SUPERBIKE

Q2: First Qualifying

Tuesday, 10 May 2022

DETAILED SECTOR ANALYSIS

Qualifying Classification

Position

49 **54 Sam JOHNSON**

SBK Behind **36.768**

Best Time **5:05.768** Best Speed **105.609** On **6** Gp

Lap	Lap Time	Lap Speed	Sector 1	Sector 2	Sector 3	Speed Trap
1	7:19.775	72.282		1:38.972	1:20.639	158.1
2	5:13.740	102.926	2:18.047	1:35.069		162.6
3	8:26.837	63.713		1:39.092		163.4
4	9:22.614	57.396		1:33.115	1:16.575	170.5
5	5:07.439	105.035	2:15.878	1:34.675	1:16.886	172.6
6	5:05.768	105.609	2:17.263	1:33.292	1:15.213	172.6
7	5:36.589	95.939	2:15.707	1:52.002		170.9
<i>Ideal</i>	<i>5:04.035</i>	<i>106.211</i>	<i>2:15.707</i>	<i>1:33.115</i>	<i>1:15.213</i>	<i>172.6</i>

50 **64 Paul CASSIDY**

SBK Behind **37.359**

Best Time **5:06.359** Best Speed **105.406** On **3** Gp

Lap	Lap Time	Lap Speed	Sector 1	Sector 2	Sector 3	Speed Trap
1	7:15.244	73.035		1:36.351	1:18.188	163.0
2	5:07.604	104.979	2:18.351	1:33.363	1:15.890	169.2
3	5:06.359	105.406	2:16.426	1:33.518	1:16.415	161.1
4	5:08.457	104.689	2:18.385	1:33.534	1:16.538	167.9
5	5:09.540	104.323	2:20.008	1:32.816	1:16.716	173.5
6	5:15.417	102.379	2:20.696	1:34.495		170.0
<i>Ideal</i>	<i>5:05.132</i>	<i>105.830</i>	<i>2:16.426</i>	<i>1:32.816</i>	<i>1:15.890</i>	<i>173.5</i>

51 **50 Chris GREEN**

SBK Behind **37.928**

Best Time **5:06.928** Best Speed **105.210** On **2** Gp

Lap	Lap Time	Lap Speed	Sector 1	Sector 2	Sector 3	Speed Trap
1	7:06.543	74.525				0.0
2	5:06.928	105.210				0.0
3	5:08.926	104.530				0.0
4	13:52.656	38.782		1:31.836	1:12.778	179.1
5	5:07.083	105.157	2:15.704	1:32.780		176.7
<i>Ideal</i>	<i>5:00.318</i>	<i>107.526</i>	<i>2:15.704</i>	<i>1:31.836</i>	<i>1:12.778</i>	<i>179.1</i>

Qualifying Classification

Position

52 **78 Dean CAMPBELL**

SBK Behind **40.938**

Best Time **5:09.938** Best Speed **104.189** On **2** Gp

Lap	Lap Time	Lap Speed	Sector 1	Sector 2	Sector 3	Speed Trap
1	6:40.814	79.309		1:36.253	1:15.920	161.5
2	5:09.938	104.189	2:18.909	1:35.131	1:15.898	166.2
3	5:15.580	102.326	2:17.515	1:35.124		162.6
4	8:10.627	65.818		1:37.164		158.4
<i>Ideal</i>	<i>5:08.537</i>	<i>104.662</i>	<i>2:17.515</i>	<i>1:35.124</i>	<i>1:15.898</i>	<i>166.2</i>

53 **21 Jean Pierre POLET**

SBK Behind **41.358**

Best Time **5:10.358** Best Speed **104.048** On **6** Gp

Lap	Lap Time	Lap Speed	Sector 1	Sector 2	Sector 3	Speed Trap
1	7:13.302	73.362		1:39.495	1:19.137	144.2
2	5:20.370	100.796	2:23.173	1:37.941	1:19.256	157.7
3	5:23.475	99.828	2:22.600	1:39.495	1:21.380	155.5
4	5:17.205	101.802	2:23.032	1:34.879		166.7
5	8:38.705	62.255		1:36.076	1:15.843	162.2
6	5:10.358	104.048	2:19.952	1:35.685	1:14.721	161.5
<i>Ideal</i>	<i>5:09.552</i>	<i>104.318</i>	<i>2:19.952</i>	<i>1:34.879</i>	<i>1:14.721</i>	<i>166.7</i>

54 **35 Olivier LUPBERGER**

SBK Behind **44.181**

Best Time **5:13.181** Best Speed **103.110** On **6** Gp

Lap	Lap Time	Lap Speed	Sector 1	Sector 2	Sector 3	Speed Trap
1	6:09.424	86.047		1:37.378	1:20.668	143.3
2	5:23.419	99.846	2:26.314	1:38.119	1:18.986	162.2
3	5:27.957	98.464	2:23.926	1:41.010		157.3
4	12:10.920	44.180		1:36.779	1:36.752	164.2
5	5:17.470	101.717	2:23.433	1:36.641	1:17.396	170.9
6	5:13.181	103.110	2:19.854	1:36.598	1:16.729	170.5
7	5:16.024	102.182	2:21.465	1:38.379	1:16.180	165.0
<i>Ideal</i>	<i>5:12.632</i>	<i>103.291</i>	<i>2:19.854</i>	<i>1:36.598</i>	<i>1:16.180</i>	<i>170.9</i>





SUPERBIKE

Q2: First Qualifying

Tuesday, 10 May 2022

DETAILED SECTOR ANALYSIS

Qualifying Classification

Position

55 87 Patricia FERNANDEZ

SBK Behind 45.885

Best Time 5:14.885 Best Speed 102.552 On 6 Gp

Lap	Lap Time	Lap Speed	Sector 1	Sector 2	Sector 3	Speed Trap
1	8:52.403	59.707		1:39.005	1:19.201	157.7
2	5:21.872	100.326	2:23.584	1:39.124	1:19.164	158.1
3	5:19.124	101.190	2:23.682	1:36.920	1:18.522	157.7
4	5:25.535	99.197	2:29.197	1:38.412	1:17.926	153.7
5	5:16.220	102.119	2:23.079	1:35.556	1:17.585	159.2
6	5:14.885	102.552	2:20.493	1:37.117	1:17.275	165.0
7	5:15.731	102.277	2:22.342	1:37.102	1:16.287	169.2
8	5:17.817	101.606	2:21.954	1:37.176	1:18.687	165.8
<i>Ideal</i>	<i>5:12.336</i>	<i>103.389</i>	<i>2:20.493</i>	<i>1:35.556</i>	<i>1:16.287</i>	<i>169.2</i>

Non Qualifiers

Position

43 Stephen DEGNAN

SBK Behind 3:02.860

Best Time 7:31.860 Best Speed 71.465 On 1 Gp

Lap	Lap Time	Lap Speed	Sector 1	Sector 2	Sector 3	Speed Trap
1	7:31.860	70.349		1:41.918		134.9
<i>Ideal</i>	<i>0.000</i>	<i>0.000</i>		<i>1:41.918</i>		<i>134.9</i>

fonaCAB and Nicholl Oils NORTH WEST 200

SUPERBIKE

Q2: First Qualifying

SECTOR ANALYSIS

Perfect Lap (sum of best sectors) = 4:26.789



SECTOR 1 FINISH - BALLYSALLY			SECTOR 2 BALLYSALLY - METROPOLE		SECTOR 3 METROPOLE - FINISH		IDEAL / BEST COMPARISON								
Pos	No	Name	Time	No	Name	Time	Pos	No	Name	Ideal Time	Best Time	Diff			
1	6	Michael DUNLOP	2:00.328	72	Josh BROOKES	1:21.323	74	Davey TODD	1:05.138	1	72	Josh BROOKES	4:29.000	4:29.000	0.000
2	74	Davey TODD	2:00.594	6	Michael DUNLOP	1:22.266	34	Alastair SEELEY	1:05.268	2	6	Michael DUNLOP	4:28.536	4:29.173	0.637
3	72	Josh BROOKES	2:01.148	5	Dean HARRISON	1:22.819	1	Glenn IRWIN	1:05.382	3	74	Davey TODD	4:29.102	4:29.891	0.789
4	3	Michael RUTTER	2:01.423	47	Richard COOPER	1:22.836	11	Conor CUMMINS	1:05.684	4	34	Alastair SEELEY	4:29.909	4:29.909	0.000
5	34	Alastair SEELEY	2:01.448	34	Alastair SEELEY	1:23.193	5	Dean HARRISON	1:05.923	5	1	Glenn IRWIN	4:31.145	4:31.145	0.000
6	37	James HILLIER	2:01.757	74	Davey TODD	1:23.370	6	Michael DUNLOP	1:05.942	6	37	James HILLIER	4:31.815	4:31.815	0.000
7	1	Glenn IRWIN	2:02.030	60	Peter HICKMAN	1:23.582	3	Michael RUTTER	1:06.297	7	47	Richard COOPER	4:31.701	4:32.485	0.784
8	60	Peter HICKMAN	2:02.458	37	James HILLIER	1:23.705	37	James HILLIER	1:06.353	8	11	Conor CUMMINS	4:32.858	4:32.858	0.000
9	47	Richard COOPER	2:02.484	1	Glenn IRWIN	1:23.733	47	Richard COOPER	1:06.381	9	3	Michael RUTTER	4:31.761	4:33.403	1.642
10	4	Ian HUTCHINSON	2:02.767	11	Conor CUMMINS	1:23.925	72	Josh BROOKES	1:06.529	10	60	Peter HICKMAN	4:33.273	4:34.002	0.729
11	13	Lee JOHNSTON	2:03.090	3	Michael RUTTER	1:24.041	13	Lee JOHNSTON	1:06.682	11	4	Ian HUTCHINSON	4:34.442	4:34.442	0.000
12	11	Conor CUMMINS	2:03.249	4	Ian HUTCHINSON	1:24.380	2	John McGUINNESS	1:06.751	12	2	John McGUINNESS	4:35.388	4:35.388	0.000
13	2	John McGUINNESS	2:03.738	13	Lee JOHNSTON	1:24.664	60	Peter HICKMAN	1:07.233	13	13	Lee JOHNSTON	4:34.436	4:35.403	0.967
14	36	Jamie COWARD	2:04.603	2	John McGUINNESS	1:24.899	4	Ian HUTCHINSON	1:07.295	14	5	Dean HARRISON	4:33.526	4:37.311	3.785
15	65	Michael SWEENEY	2:04.647	65	Michael SWEENEY	1:25.688	36	Jamie COWARD	1:07.349	15	36	Jamie COWARD	4:38.097	4:38.106	0.009
16	5	Dean HARRISON	2:04.784	7	Gary JOHNSON	1:25.731	56	Adam McLEAN	1:07.500	16	65	Michael SWEENEY	4:38.111	4:38.134	0.023
17	15	Nathan HARRISON	2:05.228	10	Sam WEST	1:25.764	65	Michael SWEENEY	1:07.776	17	22	Paul JORDAN	4:39.049	4:39.049	0.000
18	22	Paul JORDAN	2:05.301	22	Paul JORDAN	1:25.951	22	Paul JORDAN	1:07.797	18	10	Sam WEST	4:39.369	4:39.369	0.000
19	10	Sam WEST	2:05.304	15	Nathan HARRISON	1:25.964	19	Dom HERBERTSON	1:08.081	19	56	Adam McLEAN	4:39.661	4:39.755	0.094
20	19	Dom HERBERTSON	2:05.450	36	Jamie COWARD	1:26.145	7	Gary JOHNSON	1:08.193	20	19	Dom HERBERTSON	4:40.026	4:40.026	0.000
21	56	Adam McLEAN	2:05.657	9	Craig NEVE	1:26.254	10	Sam WEST	1:08.301	21	15	Nathan HARRISON	4:39.727	4:40.834	1.107
22	7	Gary JOHNSON	2:06.126	19	Dom HERBERTSON	1:26.495	9	Craig NEVE	1:08.394	22	7	Gary JOHNSON	4:40.050	4:40.924	0.874
23	9	Craig NEVE	2:07.005	56	Adam McLEAN	1:26.504	77	Phillip CROWE	1:08.494	23	9	Craig NEVE	4:41.653	4:43.970	2.317
24	32	Carl PHILLIPS	2:07.173	18	Michael EVANS	1:26.637	15	Nathan HARRISON	1:08.535	24	77	Phillip CROWE	4:43.218	4:44.108	0.890
25	77	Phillip CROWE	2:07.220	77	Phillip CROWE	1:27.504	32	Carl PHILLIPS	1:08.962	25	32	Carl PHILLIPS	4:43.766	4:44.292	0.526
26	18	Michael EVANS	2:08.996	32	Carl PHILLIPS	1:27.631	111	Brian McCORMACK	1:09.816	26	111	Brian McCORMACK	4:47.155	4:47.379	0.224
27	111	Brian McCORMACK	2:09.318	111	Brian McCORMACK	1:28.021	76	Mark PURSLOW	1:09.965	27	18	Michael EVANS	4:46.732	4:47.836	1.104
28	76	Mark PURSLOW	2:09.429	76	Mark PURSLOW	1:28.092	91	Julian TRUMMER	1:10.543	28	76	Mark PURSLOW	4:47.486	4:49.789	2.303
29	30	Kamil HOLAN	2:09.634	26	Mike NORBURY	1:28.268	8	Lukas MAURER	1:10.867	29	29	James CHAWKE	4:50.603	4:50.603	0.000
30	29	James CHAWKE	2:10.146	8	Lukas MAURER	1:28.731	26	Mike NORBURY	1:10.899	30	26	Mike NORBURY	4:50.044	4:50.616	0.572
31	26	Mike NORBURY	2:10.877	49	Raul TORRAS	1:28.750	18	Michael EVANS	1:11.099	31	30	Kamil HOLAN	4:51.281	4:51.281	0.000
32	8	Lukas MAURER	2:11.073	29	James CHAWKE	1:29.143	182	Xavier DENIS	1:11.313	32	91	Julian TRUMMER	4:51.096	4:51.490	0.394
33	91	Julian TRUMMER	2:11.107	182	Xavier DENIS	1:29.162	29	James CHAWKE	1:11.314	33	8	Lukas MAURER	4:50.671	4:52.790	2.119
34	49	Raul TORRAS	2:11.886	91	Julian TRUMMER	1:29.446	30	Kamil HOLAN	1:11.337	34	182	Xavier DENIS	4:52.382	4:53.809	1.427
35	182	Xavier DENIS	2:11.907	25	Marty LENNON	1:29.475	38	Paul WILLIAMS	1:11.393	35	25	Marty LENNON	4:54.012	4:55.092	1.080
36	44	Mike BOOTH	2:12.167	12	Joey THOMPSON	1:29.796	49	Raul TORRAS	1:11.593	36	14	Ilja CALJOUW	4:55.524	4:55.524	0.000
37	109	Neil KERNOHAN	2:12.233	38	Paul WILLIAMS	1:29.924	109	Neil KERNOHAN	1:11.740	37	66	Ryan GIBSON	4:55.544	4:55.544	0.000
38	66	Ryan GIBSON	2:12.266	30	Kamil HOLAN	1:30.310	25	Marty LENNON	1:11.897	38	12	Joey THOMPSON	4:54.602	4:55.674	1.072
39	14	Ilja CALJOUW	2:12.299	92	Jamie WILLIAMS	1:30.408	66	Ryan GIBSON	1:11.993	39	44	Mike BOOTH	4:55.513	4:56.543	1.030
40	12	Joey THOMPSON	2:12.436	44	Mike BOOTH	1:30.533	14	Ilja CALJOUW	1:12.021	40	38	Paul WILLIAMS	4:54.289	4:56.658	2.369
41	25	Marty LENNON	2:12.640	109	Neil KERNOHAN	1:30.569	12	Joey THOMPSON	1:12.370	41	49	Raul TORRAS	4:52.229	4:56.750	4.521
42	48	Anthony REDMOND	2:12.697	48	Anthony REDMOND	1:30.949	50	Chris GREEN	1:12.778	42	48	Anthony REDMOND	4:57.468	4:57.468	0.000
43	38	Paul WILLIAMS	2:12.972	14	Ilja CALJOUW	1:31.204	44	Mike BOOTH	1:12.813	43	109	Neil KERNOHAN	4:54.542	4:58.258	3.716
44	92	Jamie WILLIAMS	2:14.214	66	Ryan GIBSON	1:31.285	92	Jamie WILLIAMS	1:12.910	44	92	Jamie WILLIAMS	4:57.532	4:58.624	1.092
45	88	Josh DALEY	2:15.392	50	Chris GREEN	1:31.836	88	Josh DALEY	1:13.034	45	40	Nadieh SCHOOTS	5:03.074	5:03.074	0.000
46	50	Chris GREEN	2:15.704	55	Donald MacFADYEN	1:32.088	119	Kris DUNCAN	1:13.613	46	119	Kris DUNCAN	5:03.451	5:03.451	0.000
47	54	Sam JOHNSON	2:15.707	64	Paul CASSIDY	1:32.816	40	Nadieh SCHOOTS	1:13.661	47	88	Josh DALEY	5:01.737	5:04.125	2.388
48	40	Nadieh SCHOOTS	2:16.254	119	Kris DUNCAN	1:33.108	48	Anthony REDMOND	1:13.822	48	55	Donald MacFADYEN	5:04.123	5:04.151	0.028
49	64	Paul CASSIDY	2:16.426	54	Sam JOHNSON	1:33.115	21	Jean Pierre POLET	1:14.721	49	54	Sam JOHNSON	5:04.035	5:05.768	1.733
50	119	Kris DUNCAN	2:16.730	40	Nadieh SCHOOTS	1:33.159	55	Donald MacFADYEN	1:15.166	50	64	Paul CASSIDY	5:05.132	5:06.359	1.227
51	55	Donald MacFADYEN	2:16.869	88	Josh DALEY	1:33.311	54	Sam JOHNSON	1:15.213	51	50	Chris GREEN	5:00.318	5:06.928	6.610
52	78	Dean CAMPBELL	2:17.515	21	Jean Pierre POLET	1:34.879	64	Paul CASSIDY	1:15.890	52	78	Dean CAMPBELL	5:08.537	5:09.938	1.401
53	35	Olivier LUPBERGER	2:19.854	78	Dean CAMPBELL	1:35.124	78	Dean CAMPBELL	1:15.898	53	21	Jean Pierre POLET	5:09.552	5:10.358	0.806
54	21	Jean Pierre POLET	2:19.952	87	Patricia FERNANDEZ	1:35.556	35	Olivier LUPBERGER	1:16.180	54	35	Olivier LUPBERGER	5:12.632	5:13.181	0.549
55	87	Patricia FERNANDEZ	2:20.493	35	Olivier LUPBERGER	1:36.598	87	Patricia FERNANDEZ	1:16.287	55	87	Patricia FERNANDEZ	5:12.336	5:14.885	2.549



SPEED TRAP ON APPROACH TO UNIVERSITY

Class	No/Name	Fastest	Lap 1	Lap 2	Lap 3	Lap 4	Lap 5	Lap 6	Lap 7	Lap 8	Lap 9	Lap 10	Lap 11	Lap 12
SBK	60 Peter HICKMAN	198.0	175.8	198.0	196.3	194.6								
SBK	4 Ian HUTCHINSON	196.9	181.5	187.0	188.6	192.9	195.2	195.7	196.9					
SBK	72 Josh BROOKES	196.3	178.1	185.0	189.1	192.4	181.0	193.5	196.3	195.7				
SBK	6 Michael DUNLOP	194.0	191.3	193.5	191.3	187.0	191.8	193.5	194.0					
SBK	11 Conor CUMMINS	192.9	168.3	192.9	184.0	178.1	186.0	185.0						
SBK	2 John McGUINNESS	192.4	170.9	179.1	178.1	169.6	184.0	172.2	192.4	170.0				
SBK	37 James HILLIER	192.4	186.0	191.8	191.8	170.0	190.7	190.7	192.4					
SBK	74 Davey TODD	191.8	182.5	191.8	191.8	190.7	184.0	190.2	189.7					
SBK	13 Lee JOHNSTON	191.8	184.5	190.7	187.0	181.5	190.7	191.8						
SBK	5 Dean HARRISON	190.7	163.4	190.7	187.0	188.6	189.7	157.7						
SBK	3 Michael RUTTER	190.2	177.2	190.2	189.1	180.0	187.6	189.1	186.5					
SBK	65 Michael SWEENEY	190.2	190.2	189.7	181.5	138.0								
SBK	1 Glenn IRWIN	189.7	173.1	182.0	187.0	174.4	174.0	189.7						
SBK	18 Michael EVANS	189.1	163.0	189.1	183.5	186.0	188.1	187.6						
SBK	34 Alastair SEELEY	188.1	180.5	185.5	183.0	185.0	188.1	188.1	188.1	186.5				
SBK	10 Sam WEST	188.1	165.4	187.0	185.5	188.1	188.1	186.5	186.5	187.0				
SBK	36 Jamie COWARD	186.5	182.5	186.0	181.0	183.0	182.0	185.5	186.5	184.5				
SBK	19 Dom HERBERTSON	186.5	172.2	180.5	183.5	179.5	185.0	186.5	174.0					
SBK	111 Brian McCORMACK	186.5	168.7	183.0	181.0	165.0	186.5	175.8						
SBK	15 Nathan HARRISON	186.0	180.0	184.5	182.5	184.0	186.0	185.5	185.5					
SBK	7 Gary JOHNSON	185.5	178.1	183.0	182.5	184.5	184.5	185.5						
SBK	9 Craig NEVE	184.5	166.2	170.9	182.5	183.0	184.5	174.4	183.5	182.0				
SBK	47 Richard COOPER	184.0	176.7	184.0	176.7	175.3	177.7	183.5	182.5					
SBK	22 Paul JORDAN	184.0	175.3	181.0	184.0	149.6								
SBK	32 Carl PHILLIPS	183.5	173.1	180.5	181.5	180.0	178.1	177.7	183.0	183.5				
SBK	76 Mark PURSLOW	183.0	165.0	183.0	177.2	179.1	179.5	180.5	182.0	180.5				
SBK	8 Lukas MAURER	182.5	158.1	172.6	177.2	179.5	174.4	181.0	174.4	182.5				
SBK	88 Josh DALEY	182.5	179.1	182.5	171.8	175.8	171.8	179.1	179.5					
SBK	66 Ryan GIBSON	182.0	164.2	175.8	168.7	148.3	169.6	182.0	177.2					
SBK	12 Joey THOMPSON	181.5	152.3	160.7	170.9	177.2	177.7	181.5						
SBK	30 Kamil HOLAN	181.5	169.6	181.0	178.6	174.4	178.6	181.5	179.5					
SBK	91 Julian TRUMMER	181.0	170.5	179.1	175.8	169.2	177.7	181.0	181.0	155.9				
SBK	14 Ilja CALJOUW	181.0	164.2	179.5	176.3	178.6	179.1	181.0	179.5					
SBK	49 Raul TORRAS	180.0	163.8	173.5	180.0	179.1	180.0	179.1	174.9					
SBK	25 Marty LENNON	180.0	167.5	175.8	165.4	161.1	180.0	174.4	178.6					
SBK	50 Chris GREEN	179.1	179.1	176.7										
SBK	109 Neil KERNOHAN	179.1	157.7	179.1	158.1	175.8	172.6							
SBK	44 Mike BOOTH	178.6	173.5	178.6	173.5	176.3	175.8	174.9	175.3					
SBK	26 Mike NORBURY	178.1	165.8	175.3	160.7	171.8	174.4	178.1	176.7					
SBK	77 Phillip CROWE	177.2	157.7	170.5	167.9	175.8	172.6	176.3	177.2					
SBK	182 Xavier DENIS	177.2	176.3	177.2	173.1	174.0	175.8	177.2						
SBK	29 James CHAWKE	176.7	165.8	169.2	174.0	172.2	175.8	175.8	176.7					
SBK	56 Adam McLEAN	176.7	160.3	167.1	169.6	172.2	169.6	176.7	163.4					
SBK	48 Anthony REDMOND	175.8	159.6	172.6	172.2	175.3	163.0	175.8						
SBK	92 Jamie WILLIAMS	174.4	161.9	168.3	165.4	174.4	168.7							
SBK	64 Paul CASSIDY	173.5	163.0	169.2	161.1	167.9	173.5	170.0						
SBK	54 Sam JOHNSON	172.6	158.1	162.6	163.4	170.5	172.6	172.6	170.9					
SBK	40 Nadieh SCHOOTS	171.8	137.1	138.3	161.5	161.9	171.3	171.8	165.4					
SBK	35 Olivier LUPBERGER	170.9	143.3	162.2	157.3	164.2	170.9	170.5	165.0					
SBK	55 Donald MacFADYEN	170.0	147.7	169.6	161.5	161.1	161.1	170.0	163.0					
SBK	38 Paul WILLIAMS	169.6	161.9	169.2	161.5	164.2	169.6	160.7						
SBK	87 Patricia FERNANDEZ	169.2	157.7	158.1	157.7	153.7	159.2	165.0	169.2	165.8				



SPEED TRAP ON APPROACH TO UNIVERSITY

Class	No/Name	Fastest	Lap 1	Lap 2	Lap 3	Lap 4	Lap 5	Lap 6	Lap 7	Lap 8	Lap 9	Lap 10	Lap 11	Lap 12
SBK	119 Kris DUNCAN	167.9	165.4	164.6	161.9	<u>167.9</u>	165.0							
SBK	21 Jean Pierre POLET	166.7	144.2	157.7	155.5	<u>166.7</u>	162.2	161.5						
SBK	78 Dean CAMPBELL	166.2	161.5	<u>166.2</u>	162.6	158.4								
SBK	43 Stephen DEGNAN	134.9	<u>134.9</u>											

fonaCAB and Nicholl Oils NORTH WEST 200 SUPERBIKE

Q2: Second Qualifying AMENDED

Thursday, 12 May 2022



				Qualifying Time	5:10.022	Qualifying Speed	104.16			
Pos	Class	No	Name	Machine / Sponsor	Time	Best Lap Behind	Speed	On	Total Laps	Qualifying Laps
Qualifying Classification										
1	SBK	1	Glenn IRWIN	Honda - Honda Racing Uk	4:20.205		124.102	7	7	6
2	SBK	60	Peter HICKMAN	BMW - FHO Racing	4:22.447	2.242	123.042	5	7	4
3	SBK	47	Richard COOPER	Suzuki - Hawk Racing	4:23.996	3.791	122.320	6	7	6
4	SBK	5	Dean HARRISON	Kawasaki - DAO Racing	4:24.153	3.948	122.247	9	9	7
5	SBK	6	Michael DUNLOP	Suzuki - Hawk Racing	4:24.232	4.027	122.211	8	8	5
6	SBK	74	Davey TODD	Honda - Milenco by Padgett's Motorcycles	4:26.081	5.876	121.362	5	8	5
7	SBK	37	James HILLIER	Yamaha - RICH Energy OMG Racing	4:26.711	6.506	121.075	8	8	6
8	SBK	72	Josh BROOKES	Ducati - MCE Ducati Racing	4:27.054	6.849	120.919	9	10	8
9	SBK	13	Lee JOHNSTON	BMW - Ashcourt Racing	4:27.640	7.435	120.655	6	6	4
10	SBK	2	John McGUINNESS	Honda - Honda Racing UK	4:28.896	8.691	120.091	7	8	6
11	SBK	34	Alastair SEELEY	Yamaha - IFS	4:29.621	9.416	119.768	7	8	7
12	SBK	3	Michael RUTTER	BMW - Bathams Racing	4:29.928	9.723	119.632	7	8	3
13	SBK	11	Conor CUMMINS	Honda - Milenco by Padgett's Motorcycles	4:30.515	10.310	119.372	6	6	4
14	SBK	4	Ian HUTCHINSON	BMW - Milwaukee BMW Motorrad	4:30.640	10.435	119.317	7	7	4
15	SBK	111	Brian McCORMACK	BMW - FHO / The Roadhouse Macau	4:32.848	12.643	118.352	3	8	6
16	SBK	15	Nathan HARRISON	Honda - Quayside Racing by IOMSP	4:33.126	12.921	118.231	5	8	7
17	SBK	10	Sam WEST	BMW - Moto Hub (PRL)	4:33.507	13.302	118.066	7	9	7
18	SBK	36	Jamie COWARD	Yamaha - KTS Racing by Steadplan	4:33.764	13.559	117.956	4	10	8
19	SBK	19	Dom HERBERTSON	Suzuki - Burrows by RK Racing	4:34.016	13.811	117.847	7	8	6
20	SBK	65	Michael SWEENEY	BMW - MJR Racing	4:35.325	15.120	117.287	2	3	2
21	SBK	22	Paul JORDAN	Yamaha - PreZ Racing	4:35.793	15.588	117.088	5	5	3
22	SBK	56	Adam McLEAN	Kawasaki - McAdoo Kawasaki Racing	4:36.119	15.914	116.950	6	6	3
23	SBK	9	Craig NEVE	BMW - Callmac Scaffolding	4:36.129	15.924	116.945	4	9	6
24	SBK	77	Phillip CROWE	BMW - Agriwash	4:36.669	16.464	116.717	7	7	5
25	SBK	7	Gary JOHNSON	BMW - Specsavers/NL Motorcycles	4:37.189	16.984	116.498	2	7	5
26	SBK	8	Lukas MAURER	Kawasaki - L78 by Heidger Motorsport	4:39.179	18.974	115.668	5	8	5
27	SBK	32	Carl PHILLIPS	Suzuki - SBR	4:40.079	19.874	115.296	6	6	3
28	SBK	26	Mike NORBURY	Honda - DC Racing	4:40.462	20.257	115.139	6	6	5
29	SBK	18	Michael EVANS	BMW - Heattech Racing	4:42.550	22.345	114.288	7	8	6
30	SBK	29	James CHAWKE	Suzuki - Emjess Racing	4:44.252	24.047	113.603	4	8	6
31	SBK	91	Julian TRUMMER	BMW - WH Racing with Dynobike	4:45.908	25.703	112.945	7	9	5
32	SBK	44	Mike BOOTH	Kawasaki - 44teeth.com	4:45.919	25.714	112.941	5	7	4
33	SBK	14	Ilja CALJOUW	Kawasaki - Performance Racing Achertoeke	4:46.036	25.831	112.895	5	8	6
34	SBK	76	Mark PURSLOW	BMW - Never Be Clever Racing	4:46.052	25.847	112.889	6	7	6
35	SBK	66	Ryan GIBSON	Kawasaki - Gibson Motors	4:46.267	26.062	112.804	8	8	5
36	SBK	182	Xavier DENIS	Yamaha - Optimark Road Racing	4:46.527	26.322	112.701	4	5	3
37	SBK	25	Marty LENNON	Yamaha - ML Designs	4:47.125	26.920	112.467	5	6	4
38	SBK	38	Paul WILLIAMS	Suzuki - Potchy's MOT/MadBros	4:49.927	29.722	111.380	7	7	4
39	SBK	88	Josh DALEY	Kawasaki - Josh Daley Racing	4:51.265	31.060	110.868	7	9	7
40	SBK	50	Chris GREEN	BMW - CG Creations Racing	4:52.145	31.940	110.534	2	6	4
41	SBK	49	Raul TORRAS	Honda - Toll Racing	4:53.421	33.216	110.053	3	5	2
42	SBK	52	Chris SARBORA	BMW - Moto Hub UK	4:53.477	33.272	110.032	3	8	5
43	SBK	40	Nadieh SCHOOTS	Kawasaki - Rebel Racing	4:54.659	34.454	109.591	3	7	5
44	SBK	55	Donald MacFADYEN	BMW - MacFadyen Racing	4:54.810	34.605	109.535	3	5	4
45	SBK	48	Anthony REDMOND	BMW - Reds Garage IOM	4:55.233	35.028	109.378	3	4	3
46	SBK	119	Kris DUNCAN	Ducati - Highsparks Motorsports	4:56.509	36.304	108.907	3	6	3
47	SBK	35	Olivier LUPBERGER	Kawasaki - L78 by Heidger Motorsport	4:58.247	38.042	108.273	2	8	4
48	SBK	64	Paul CASSIDY	Yamaha - Paul Cassidy Racing	4:59.205	39.000	107.926	2	6	2
49	SBK	54	Sam JOHNSON	Suzuki - Millennium Power	5:00.908	40.703	107.315	4	4	2
50	SBK	78	Dean CAMPBELL	Suzuki - LDC Electrics	5:03.610	43.405	106.360	4	6	2
51	SBK	87	Patricia FERNANDEZ	Kawasaki - JMcC Roofing	5:05.139	44.934	105.827	3	4	2


Non Qualifiers

SBK	30	Kamil HOLAN	Kawasaki - Blue Garage	4:46.290	26.085	112.795	2	2	1
SBK	92	Jamie WILLIAMS	BMW - NCE / JLG Racing	5:08.543	48.338	104.660	2	3	1
SBK	12	Joey THOMPSON	Honda - Wilson Craig Racing	5:15.239	55.034	102.437	2	4	0
SBK	109	Neil KERNOHAN	Yamaha - Kernohan Racing	7:30.346	3:10.141	71.705	1	1	0

No 21 - times excluded for using illegal fuel

Provisional result to be confirmed by the Stewards of the Meeting subject to completion of technical inspections & the time limit for protests

Page 1 / 1

Circuit	The Triangle	Signed	Organising Club	Coleraine & District MC
Length(miles)	8.9700 Lap 1 (8.8300)		Qualifying Started	11:06
Weather	Cloudy	Chief Timekeeper		
Track	Dry, 19°C	Issued At: 15:34		





SUPERBIKE

Q2: Second Qualifying AMENDED

Thursday, 12 May 2022

DETAILED SECTOR ANALYSIS

Qualifying Classification

Position

1 **1 Glenn IRWIN**

SBK Behind **2.242**
Best Time **4:20.205** Best Speed **124.102** On **7** Gp

Lap	Lap Time	Lap Speed	Sector 1	Sector 2	Sector 3	Speed Trap
1	4:50.777	109.321		1:21.979	1:04.496	192.9
2	4:25.498	121.628	1:58.676	1:22.357	1:04.465	195.7
3	4:24.340	122.161	1:58.944	1:21.412	1:03.984	195.7
4	4:27.605	120.670	1:58.915	1:20.882	1:07.808	195.7
5	4:23.036	122.766	1:57.856	1:20.829	1:04.351	195.7
6	16:35.577	32.435		1:23.782	1:09.126	193.5
7	4:20.205	124.102	1:56.990	1:20.168	1:03.047	200.4
<i>Ideal</i>	<i>4:20.205</i>	<i>124.102</i>	<i>1:56.990</i>	<i>1:20.168</i>	<i>1:03.047</i>	<i>200.4</i>

2 **60 Peter HICKMAN**

SBK Behind **2.242**
Best Time **4:22.447** Best Speed **123.042** On **5** Gp

Lap	Lap Time	Lap Speed	Sector 1	Sector 2	Sector 3	Speed Trap
1	5:54.163	89.755		1:24.769	1:07.415	199.2
2	4:32.277	118.600	2:03.766	1:24.265	1:04.246	194.0
3	4:32.792	118.376	2:00.867	1:22.531		199.8
4	16:27.023	32.717		1:21.398	1:03.946	201.0
5	4:22.447	123.042	1:58.465	1:20.787	1:03.195	201.6
6	4:31.914	118.758	2:01.166	1:22.304		197.5
7	5:52.830	91.523		1:21.378	1:04.142	200.4
<i>Ideal</i>	<i>4:22.447</i>	<i>123.042</i>	<i>1:58.465</i>	<i>1:20.787</i>	<i>1:03.195</i>	<i>201.6</i>

3 **47 Richard COOPER**

SBK Behind **3.791**
Best Time **4:23.996** Best Speed **122.320** On **6** Gp

Lap	Lap Time	Lap Speed	Sector 1	Sector 2	Sector 3	Speed Trap
1	5:09.356	102.755		1:24.660	1:08.344	190.2
2	4:28.855	120.109	2:01.632	1:22.084	1:05.139	190.2
3	4:26.317	121.254	2:00.091	1:21.552	1:04.674	191.8
4	4:45.355	113.164	2:12.055	1:22.511		176.3
5	15:05.002	35.682		1:27.005	1:05.709	187.0
6	4:23.996	122.320	1:58.298	1:21.107	1:04.591	191.8
7	4:48.201	112.047	2:10.041	1:25.655		189.1
<i>Ideal</i>	<i>4:23.996</i>	<i>122.320</i>	<i>1:58.298</i>	<i>1:21.107</i>	<i>1:04.591</i>	<i>191.8</i>

Qualifying Classification

Position

4 **5 Dean HARRISON**

SBK Behind **3.948**
Best Time **4:24.153** Best Speed **122.247** On **9** Gp

Lap	Lap Time	Lap Speed	Sector 1	Sector 2	Sector 3	Speed Trap
1	5:21.565	98.854		1:23.246	1:07.105	190.2
2	4:31.697	118.853	2:03.479	1:22.002	1:06.216	195.2
3	4:34.033	117.840	2:02.192	1:24.339		196.3
4	11:25.503	47.107		1:23.823	1:11.118	182.5
5	4:27.608	120.669	2:01.256	1:21.854	1:04.498	191.3
6	4:27.220	120.844	2:00.539	1:22.524	1:04.157	192.4
7	4:25.869	121.458	1:59.454	1:21.643	1:04.772	192.4
8	4:33.248	118.178	2:04.441	1:21.944	1:06.863	192.4
9	4:24.153	122.247	1:59.217	1:21.305	1:03.631	192.4
<i>Ideal</i>	<i>4:24.153</i>	<i>122.247</i>	<i>1:59.217</i>	<i>1:21.305</i>	<i>1:03.631</i>	<i>196.3</i>

5 **6 Michael DUNLOP**

SBK Behind **4.027**
Best Time **4:24.232** Best Speed **122.211** On **8** Gp

Lap	Lap Time	Lap Speed	Sector 1	Sector 2	Sector 3	Speed Trap
1	8:46.087	60.423		1:28.963	1:14.501	191.3
2	4:35.289	117.302	1:59.943	1:23.441		195.2
3	8:53.095	60.575		1:33.680	1:12.953	190.7
4	4:25.400	121.673	1:58.813	1:21.972	1:04.615	194.0
5	4:35.986	117.006	2:00.934	1:22.491		194.0
6	9:18.959	57.772		1:22.967	1:08.819	194.0
7	4:40.413	115.159	2:01.964	1:27.397	1:11.052	192.9
8	4:24.232	122.211	1:59.458	1:20.944	1:03.830	196.3
<i>Ideal</i>	<i>4:23.587</i>	<i>122.510</i>	<i>1:58.813</i>	<i>1:20.944</i>	<i>1:03.830</i>	<i>196.3</i>

6 **74 Davey TODD**

SBK Behind **5.876**
Best Time **4:26.081** Best Speed **121.362** On **5** Gp

Lap	Lap Time	Lap Speed	Sector 1	Sector 2	Sector 3	Speed Trap
1	5:50.526	90.687		1:28.033		193.5
2	15:49.954	33.993		1:24.208	1:06.465	191.3
3	4:29.219	119.947	2:01.983	1:22.795	1:04.441	190.7
4	4:26.943	120.970	2:00.671	1:21.852	1:04.420	189.7
5	4:26.081	121.362	1:59.988	1:22.176	1:03.917	192.9
6	4:37.528	116.356	2:05.352	1:24.474		190.7
7	5:26.651	98.858		1:23.947	1:05.308	189.7
8	4:27.604	120.671	2:00.789	1:22.443	1:04.372	189.7
<i>Ideal</i>	<i>4:25.757</i>	<i>121.509</i>	<i>1:59.988</i>	<i>1:21.852</i>	<i>1:03.917</i>	<i>193.5</i>





SUPERBIKE

Q2: Second Qualifying AMENDED

Thursday, 12 May 2022

DETAILED SECTOR ANALYSIS

Qualifying Classification

Position

7 37 James HILLIER

SBK Behind 6.506
Best Time 4:26.711 Best Speed 121.075 On 8 Gp

Lap	Lap Time	Lap Speed	Sector 1	Sector 2	Sector 3	Speed Trap
1	5:11.063	102.192		1:28.347	1:08.641	175.8
2	4:29.700	119.733	2:01.536	1:22.994	1:05.170	198.6
3	4:28.740	120.161	2:00.178	1:23.326	1:05.236	196.3
4	4:42.009	114.507	2:05.594	1:25.548		189.1
5	15:28.871	34.765		1:29.403	1:11.245	195.7
6	4:42.592	114.271	2:00.030	1:23.729	1:18.833	195.2
7	4:27.620	120.664	2:00.359	1:22.191	1:05.070	198.0
8	4:26.711	121.075	1:59.533	1:22.474	1:04.704	195.2
<i>Ideal</i>	4:26.428	121.203	1:59.533	1:22.191	1:04.704	198.6

8 72 Josh BROOKES

SBK Behind 6.849
Best Time 4:27.054 Best Speed 120.919 On 9 Gp

Lap	Lap Time	Lap Speed	Sector 1	Sector 2	Sector 3	Speed Trap
1	5:18.499	99.806		1:23.690	1:08.814	194.6
2	4:34.524	117.629	2:02.611	1:23.284	1:08.629	196.9
3	4:36.579	116.755	2:02.860	1:24.955	1:08.764	195.7
4	4:38.139	116.100	2:04.045	1:23.671		190.2
5	8:53.154	60.568		1:22.609	1:07.606	196.9
6	4:30.611	119.330	2:00.598	1:21.760	1:08.253	195.7
7	4:28.748	120.157	2:00.234	1:21.732	1:06.782	195.7
8	4:28.198	120.404	2:00.355	1:21.019	1:06.824	199.2
9	4:27.054	120.919	2:00.021	1:20.897	1:06.136	196.9
10	4:27.395	120.765	1:59.527	1:21.452	1:06.416	195.7
<i>Ideal</i>	4:26.560	121.143	1:59.527	1:20.897	1:06.136	199.2

9 13 Lee JOHNSTON

SBK Behind 7.435
Best Time 4:27.640 Best Speed 120.655 On 6 Gp

Lap	Lap Time	Lap Speed	Sector 1	Sector 2	Sector 3	Speed Trap
1	8:21.033	63.445		1:24.408	1:07.600	186.5
2	4:31.489	118.944	2:01.774	1:23.470	1:06.245	191.8
3	4:28.308	120.354	2:00.885	1:22.747	1:04.676	191.8
4	4:50.710	111.080	2:00.633	1:30.021		191.3
5	15:46.766	34.108		1:22.982	1:06.390	189.7
6	4:27.640	120.655	1:59.899	1:23.097	1:04.644	194.0
<i>Ideal</i>	4:27.290	120.813	1:59.899	1:22.747	1:04.644	194.0

Qualifying Classification

Position

10 2 John McGUINNESS

SBK Behind 8.691
Best Time 4:28.896 Best Speed 120.091 On 7 Gp

Lap	Lap Time	Lap Speed	Sector 1	Sector 2	Sector 3	Speed Trap
1	5:20.669	99.130		1:26.304	1:08.895	192.9
2	4:35.132	117.369	2:03.993	1:24.586	1:06.553	195.7
3	4:33.979	117.863	2:02.708	1:23.934	1:07.337	195.2
4	4:44.775	113.395	2:08.999	1:27.585	1:08.191	179.5
5	4:51.584	110.747	2:09.144	1:27.985		177.7
6	15:02.817	35.768		1:24.133	1:07.785	195.2
7	4:28.896	120.091	2:01.416	1:22.785	1:04.695	195.7
8	4:29.125	119.989	2:01.676	1:22.140	1:05.309	194.6
<i>Ideal</i>	4:28.251	120.380	2:01.416	1:22.140	1:04.695	195.7

11 34 Alastair SEELEY

SBK Behind 9.416
Best Time 4:29.621 Best Speed 119.768 On 7 Gp

Lap	Lap Time	Lap Speed	Sector 1	Sector 2	Sector 3	Speed Trap
1	5:09.955	102.557		1:25.674	1:08.241	187.0
2	4:29.953	119.621	2:02.244	1:23.035	1:04.674	190.2
3	4:29.951	119.622	2:01.740	1:23.495	1:04.716	190.7
4	4:30.395	119.425	2:02.484	1:23.094	1:04.817	186.0
5	11:55.249	45.148		1:24.069	1:05.874	185.0
6	4:35.451	117.233	2:00.576	1:22.187	1:12.688	185.5
7	4:29.621	119.768	2:00.758	1:23.269	1:05.594	186.5
8	4:44.795	113.387	2:01.396	1:29.454		185.5
<i>Ideal</i>	4:27.437	120.746	2:00.576	1:22.187	1:04.674	190.7

12 3 Michael RUTTER

SBK Behind 9.723
Best Time 4:29.928 Best Speed 119.632 On 7 Gp

Lap	Lap Time	Lap Speed	Sector 1	Sector 2	Sector 3	Speed Trap
1	5:11.968	101.895		1:25.983	1:08.992	188.1
2	4:32.039	118.704	2:02.780	1:24.054	1:05.205	190.7
3	6:09.507	87.392	2:02.788	2:38.072		182.5
4	14:12.207	37.892		1:24.091		184.5
5	5:50.132	92.228		1:23.536	1:05.469	187.6
6	4:31.874	118.776	2:02.378	1:23.261	1:06.235	187.6
7	4:29.928	119.632	2:01.686	1:23.077	1:05.165	185.0
8	5:34.164	96.635	2:24.944	1:49.673		160.3
<i>Ideal</i>	4:29.928	119.632	2:01.686	1:23.077	1:05.165	190.7





SUPERBIKE

Q2: Second Qualifying AMENDED

Thursday, 12 May 2022

DETAILED SECTOR ANALYSIS

Qualifying Classification

Position

13 11 Conor CUMMINS

SBK Behind 10.310
Best Time 4:30.515 Best Speed 119.372 On 6 Gp

Lap	Lap Time	Lap Speed	Sector 1	Sector 2	Sector 3	Speed Trap
1	5:09.679	102.648		1:27.438	1:08.920	180.5
2	4:31.452	118.960	2:03.196	1:23.456	1:04.800	191.3
3	4:46.930	112.543	2:07.104	1:27.169		180.5
4	13:21.052	40.312		1:24.769		181.0
5	15:08.861	35.530		1:24.397	1:05.460	187.0
6	4:30.515	119.372	2:02.352	1:23.423	1:04.740	185.0
<i>Ideal</i>	4:30.515	119.372	2:02.352	1:23.423	1:04.740	191.3

14 4 Ian HUTCHINSON

SBK Behind 10.435
Best Time 4:30.640 Best Speed 119.317 On 7 Gp

Lap	Lap Time	Lap Speed	Sector 1	Sector 2	Sector 3	Speed Trap
1	5:21.135	98.986		1:22.787	1:07.899	199.2
2	4:31.517	118.932	2:01.885	1:22.838	1:06.794	197.5
3	4:39.507	115.532	2:02.399	1:25.189		198.0
4	13:19.690	40.381		1:23.548	1:06.964	194.0
5	4:41.745	114.614	2:03.438	1:26.788		196.9
6	10:59.064	48.997		1:23.056	1:06.753	198.0
7	4:30.640	119.317	2:01.833	1:22.454	1:06.353	198.6
<i>Ideal</i>	4:30.640	119.317	2:01.833	1:22.454	1:06.353	199.2

15 111 Brian McCORMACK

SBK Behind 12.643
Best Time 4:32.848 Best Speed 118.352 On 3 Gp

Lap	Lap Time	Lap Speed	Sector 1	Sector 2	Sector 3	Speed Trap
1	9:02.797	58.563		1:28.952	1:08.841	190.7
2	4:35.044	117.407	2:04.115	1:24.539	1:06.390	194.0
3	4:32.848	118.352	2:03.078	1:23.782	1:05.988	192.9
4	4:46.481	112.720	2:07.482	1:28.082		190.2
5	11:12.259	48.035		1:24.252	1:07.438	194.6
6	5:03.700	106.329	2:03.977	1:26.096	1:33.627	191.3
7	4:36.147	116.938	2:04.360	1:24.426	1:07.361	192.9
8	4:53.860	109.889	2:04.234	1:26.092		190.7
<i>Ideal</i>	4:32.848	118.352	2:03.078	1:23.782	1:05.988	194.6

Qualifying Classification

Position

16 15 Nathan HARRISON

SBK Behind 12.921
Best Time 4:33.126 Best Speed 118.231 On 5 Gp

Lap	Lap Time	Lap Speed	Sector 1	Sector 2	Sector 3	Speed Trap
1	6:07.570	86.481		1:26.580	1:08.741	186.5
2	4:36.444	116.812	2:04.140	1:25.456	1:06.848	186.5
3	4:35.488	117.217	2:03.516	1:24.250	1:07.722	188.1
4	4:34.036	117.839	2:03.312	1:24.199	1:06.525	187.0
5	4:33.126	118.231	2:03.001	1:23.594	1:06.531	186.5
6	4:34.095	117.813	2:03.168	1:24.309	1:06.618	185.5
7	4:33.456	118.088	2:02.864	1:23.783	1:06.809	188.1
8	4:51.969	110.601	2:08.046	1:28.767		183.0
<i>Ideal</i>	4:32.983	118.293	2:02.864	1:23.594	1:06.525	188.1

17 10 Sam WEST

SBK Behind 13.302
Best Time 4:33.507 Best Speed 118.066 On 7 Gp

Lap	Lap Time	Lap Speed	Sector 1	Sector 2	Sector 3	Speed Trap
1	5:50.521	90.688		1:26.241	1:11.160	187.0
2	4:40.039	115.313	2:06.254	1:26.014	1:07.771	186.0
3	4:35.679	117.136	2:03.687	1:25.165	1:06.827	186.0
4	4:36.037	116.984	2:04.249	1:24.711	1:07.077	184.0
5	4:46.586	112.678	2:06.942	1:26.643		185.0
6	8:21.164	64.434		1:25.239	1:08.211	188.1
7	4:33.507	118.066	2:03.133	1:24.048	1:06.326	186.0
8	4:34.911	117.463	2:03.274	1:25.072	1:06.565	187.0
9	4:35.364	117.270	2:04.096	1:24.089	1:07.179	186.0
<i>Ideal</i>	4:33.507	118.066	2:03.133	1:24.048	1:06.326	188.1





SUPERBIKE

Q2: Second Qualifying AMENDED

Thursday, 12 May 2022

DETAILED SECTOR ANALYSIS

Qualifying Classification

Position

18 36 Jamie COWARD

SBK Behind 13.559
Best Time 4:33.764 Best Speed 117.956 On 4 Gp

Lap	Lap Time	Lap Speed	Sector 1	Sector 2	Sector 3	Speed Trap
1	5:30.414	96.207		1:26.166	1:06.710	184.5
2	4:34.960	117.443	2:04.786	1:24.486	1:05.688	185.5
3	4:34.930	117.455	2:03.242	1:26.362	1:05.326	186.5
4	4:33.764	117.956	2:03.362	1:24.125	1:06.277	184.5
5	4:44.861	113.361	2:05.223	1:33.657	1:05.981	183.5
6	4:34.559	117.614	2:04.345	1:24.504	1:05.710	183.5
7	4:37.293	116.454	2:03.827	1:24.887		185.0
8	8:19.944	64.591		1:24.559	1:06.039	183.5
9	4:33.842	117.922	2:03.432	1:24.964	1:05.446	184.0
10	4:45.420	113.139	2:07.623	1:27.587		184.0
<i>Ideal</i>	<i>4:32.693</i>	<i>118.419</i>	<i>2:03.242</i>	<i>1:24.125</i>	<i>1:05.326</i>	<i>186.5</i>

19 19 Dom HERBERTSON

SBK Behind 13.811
Best Time 4:34.016 Best Speed 117.847 On 7 Gp

Lap	Lap Time	Lap Speed	Sector 1	Sector 2	Sector 3	Speed Trap
1	5:26.596	97.331		1:26.040	1:07.525	190.2
2	4:36.081	116.966	2:04.324	1:25.341	1:06.416	189.1
3	4:37.263	116.467	2:04.696	1:25.888	1:06.679	189.7
4	4:43.908	113.741	2:05.646	1:26.176		187.0
5	12:38.687	42.563		1:24.726	1:06.220	180.0
6	4:34.830	117.498	2:03.352	1:25.383	1:06.095	190.2
7	4:34.016	117.847	2:03.115	1:24.477	1:06.424	190.7
8	4:40.608	115.079	2:03.523	1:25.479		189.1
<i>Ideal</i>	<i>4:33.687</i>	<i>117.989</i>	<i>2:03.115</i>	<i>1:24.477</i>	<i>1:06.095</i>	<i>190.7</i>

20 65 Michael SWEENEY

SBK Behind 15.120
Best Time 4:35.325 Best Speed 117.287 On 2 Gp

Lap	Lap Time	Lap Speed	Sector 1	Sector 2	Sector 3	Speed Trap
1	6:01.815	87.857		1:26.795	1:09.463	155.1
2	4:35.325	117.287	2:03.290	1:25.070	1:06.965	190.7
3	4:46.740	112.618	2:05.711	1:25.765		185.0
<i>Ideal</i>	<i>4:35.325</i>	<i>117.287</i>	<i>2:03.290</i>	<i>1:25.070</i>	<i>1:06.965</i>	<i>190.7</i>

Qualifying Classification

Position

21 22 Paul JORDAN

SBK Behind 15.588
Best Time 4:35.793 Best Speed 117.088 On 5 Gp

Lap	Lap Time	Lap Speed	Sector 1	Sector 2	Sector 3	Speed Trap
1	7:23.029	71.752		1:25.874	1:07.007	188.6
2	4:38.150	116.096	2:05.620	1:25.341	1:07.189	183.5
3	4:56.452	108.928	2:05.389	1:32.024		187.6
4	12:13.750	44.010		1:25.528	1:26.870	185.5
5	4:35.793	117.088	2:04.825	1:24.497	1:06.471	187.0
<i>Ideal</i>	<i>4:35.793</i>	<i>117.088</i>	<i>2:04.825</i>	<i>1:24.497</i>	<i>1:06.471</i>	<i>188.6</i>

22 56 Adam McLEAN

SBK Behind 15.914
Best Time 4:36.119 Best Speed 116.950 On 6 Gp

Lap	Lap Time	Lap Speed	Sector 1	Sector 2	Sector 3	Speed Trap
1	5:23.669	98.211		1:25.840	1:08.492	177.2
2	4:38.315	116.027	2:05.064	1:25.383	1:07.868	183.5
3	4:43.119	114.058	2:05.768	1:26.671		181.0
4	10:07.896	53.121		2:08.576		167.9
5	18:27.822	29.149		1:25.492	1:07.621	176.3
6	4:36.119	116.950	2:04.515	1:24.689	1:06.915	180.5
<i>Ideal</i>	<i>4:36.119</i>	<i>116.950</i>	<i>2:04.515</i>	<i>1:24.689</i>	<i>1:06.915</i>	<i>183.5</i>

23 9 Craig NEVE

SBK Behind 15.924
Best Time 4:36.129 Best Speed 116.945 On 4 Gp

Lap	Lap Time	Lap Speed	Sector 1	Sector 2	Sector 3	Speed Trap
1	6:28.494	81.824		1:28.808	1:09.082	181.5
2	4:44.251	113.604	2:07.994	1:26.411	1:09.846	183.5
3	4:39.565	115.508	2:07.040	1:24.937	1:07.588	183.0
4	4:36.129	116.945	2:04.994	1:24.864	1:06.271	182.5
5	4:41.834	114.578	2:06.065	1:25.889		180.5
6	9:05.143	59.236		1:26.099	1:06.835	182.0
7	4:38.265	116.048	2:06.584	1:24.460	1:07.221	185.5
8	4:37.483	116.375	2:05.524	1:24.028	1:07.931	182.5
9	5:28.516	98.297	2:48.203	1:28.218		183.0
<i>Ideal</i>	<i>4:35.293</i>	<i>117.300</i>	<i>2:04.994</i>	<i>1:24.028</i>	<i>1:06.271</i>	<i>185.5</i>



SUPERBIKE

Q2: Second Qualifying AMENDED

Thursday, 12 May 2022

DETAILED SECTOR ANALYSIS

Qualifying Classification

Position

24 77 Phillip CROWE

SBK Behind 16.464

Best Time 4:36.669 Best Speed 116.717 On 7 Gp

Lap	Lap Time	Lap Speed	Sector 1	Sector 2	Sector 3	Speed Trap
1	8:23.654	63.115	1:26.222	1:07.450		179.5
2	4:40.519	115.115	2:06.607	1:27.286	1:06.626	177.7
3	4:39.423	115.567	2:07.179	1:26.396	1:05.848	178.1
4	4:38.225	116.064	2:05.987	1:25.804	1:06.434	177.2
5	4:41.709	114.629	2:07.370	1:26.211		176.3
6	11:36.175	46.385	1:26.086	1:06.333		174.0
7	4:36.669	116.717	2:04.873	1:25.323	1:06.473	178.6
<i>Ideal</i>	4:36.044	116.981	2:04.873	1:25.323	1:05.848	179.5

25 7 Gary JOHNSON

SBK Behind 16.984

Best Time 4:37.189 Best Speed 116.498 On 2 Gp

Lap	Lap Time	Lap Speed	Sector 1	Sector 2	Sector 3	Speed Trap
1	5:22.788	98.479	1:26.213	1:08.040		183.5
2	4:37.189	116.498	2:05.119	1:24.966	1:07.104	186.0
3	4:37.951	116.179	2:05.235	1:25.555	1:07.161	184.0
4	4:50.604	111.120	2:11.292	1:26.961		183.0
5	18:36.523	28.922	1:25.556	1:09.257		184.0
6	4:38.788	115.830	2:06.157	1:25.191	1:07.440	180.0
7	4:38.407	115.988	2:05.453	1:25.824	1:07.130	182.5
<i>Ideal</i>	4:37.189	116.498	2:05.119	1:24.966	1:07.104	186.0

26 8 Lukas MAURER

SBK Behind 18.974

Best Time 4:39.179 Best Speed 115.668 On 5 Gp

Lap	Lap Time	Lap Speed	Sector 1	Sector 2	Sector 3	Speed Trap
1	5:20.937	99.047	1:28.157	1:10.362		186.5
2	4:52.666	110.337	2:16.523	1:27.085	1:09.058	187.0
3	5:00.648	107.408	2:13.731	1:33.881		167.9
4	8:21.971	64.330	1:27.405	1:08.475		185.0
5	4:39.179	115.668	2:05.662	1:25.799	1:07.718	184.0
6	4:51.247	110.875	2:11.130	1:29.188		180.5
7	10:11.703	52.790	1:34.698	1:08.911		185.0
8	4:40.148	115.268	2:05.692	1:26.517	1:07.939	183.0
<i>Ideal</i>	4:39.179	115.668	2:05.662	1:25.799	1:07.718	187.0

Qualifying Classification

Position

27 32 Carl PHILLIPS

SBK Behind 19.874

Best Time 4:40.079 Best Speed 115.296 On 6 Gp

Lap	Lap Time	Lap Speed	Sector 1	Sector 2	Sector 3	Speed Trap
1	6:13.981	84.999		1:27.250		184.0
2	12:37.273	42.642		1:26.618	1:08.497	182.5
3	4:41.758	114.609	2:06.402	1:27.291	1:08.065	183.0
4	4:50.277	111.245	2:06.434	1:27.699		183.0
5	12:15.801	43.887		1:33.362	1:07.660	183.5
6	4:40.079	115.296	2:05.554	1:26.377	1:08.148	183.5
<i>Ideal</i>	4:39.591	115.497	2:05.554	1:26.377	1:07.660	184.0

28 26 Mike NORBURY

SBK Behind 20.257

Best Time 4:40.462 Best Speed 115.139 On 6 Gp

Lap	Lap Time	Lap Speed	Sector 1	Sector 2	Sector 3	Speed Trap
1	7:00.130	75.662		1:27.910	1:09.359	176.3
2	4:43.132	114.053	2:06.590	1:25.360	1:11.182	182.5
3	4:46.428	112.740	2:09.876	1:26.415	1:10.137	180.5
4	4:41.320	114.787	2:06.270	1:26.174	1:08.876	175.3
5	4:40.483	115.130	2:06.584	1:25.616	1:08.283	179.5
6	4:40.462	115.139	2:05.645	1:26.074	1:08.743	181.5
<i>Ideal</i>	4:39.288	115.623	2:05.645	1:25.360	1:08.283	182.5

29 18 Michael EVANS

SBK Behind 22.345

Best Time 4:42.550 Best Speed 114.288 On 7 Gp

Lap	Lap Time	Lap Speed	Sector 1	Sector 2	Sector 3	Speed Trap
1	7:07.462	74.365		1:26.624	1:11.300	188.1
2	4:46.116	112.863	2:09.539	1:26.535	1:10.042	187.6
3	4:52.846	110.270	2:11.665	1:29.411	1:11.770	187.0
4	4:47.674	112.252	2:09.785	1:26.540	1:11.349	175.3
5	4:56.829	108.790	2:10.234	1:30.004		186.0
6	13:57.367	38.564		1:25.896	1:09.960	191.3
7	4:42.550	114.288	2:08.182	1:25.955	1:08.413	186.5
8	4:49.057	111.715	2:09.571	1:26.487		182.5
<i>Ideal</i>	4:42.491	114.312	2:08.182	1:25.896	1:08.413	191.3



SUPERBIKE

Q2: Second Qualifying AMENDED

Thursday, 12 May 2022

DETAILED SECTOR ANALYSIS

Qualifying Classification

Position

30 **29 James CHAWKE**

SBK Behind **24.047**

Best Time **4:44.252** Best Speed **113.603** On **4** Gp

Lap	Lap Time	Lap Speed	Sector 1	Sector 2	Sector 3	Speed Trap
1	5:45.764	91.936		1:28.969	1:10.348	177.7
2	4:46.067	112.883	2:08.916	1:28.544	1:08.607	181.0
3	4:45.112	113.261	2:07.386	1:28.559	1:09.167	181.0
4	4:44.252	113.603	2:07.755	1:27.562	1:08.935	179.5
5	4:50.148	111.295	2:08.123	1:28.598		177.7
6	12:56.143	41.606		1:28.386	1:10.589	177.7
7	4:46.109	112.866	2:08.547	1:28.140	1:09.422	177.7
8	4:46.533	112.699	2:09.031	1:27.764	1:09.738	173.5
<i>Ideal</i>	<i>4:43.555</i>	<i>113.883</i>	<i>2:07.386</i>	<i>1:27.562</i>	<i>1:08.607</i>	<i>181.0</i>

31 **91 Julian TRUMMER**

SBK Behind **25.703**

Best Time **4:45.908** Best Speed **112.945** On **7** Gp

Lap	Lap Time	Lap Speed	Sector 1	Sector 2	Sector 3	Speed Trap
1	5:52.444	90.193		1:28.744	1:10.974	179.5
2	4:49.658	111.483	2:10.226	1:28.229		180.0
3	5:59.629	89.793		1:29.091	1:09.161	165.8
4	4:57.892	108.402	2:09.521	1:36.827		180.5
5	6:26.653	83.517		1:27.408	1:08.959	179.5
6	4:46.357	112.768	2:09.135	1:27.978	1:09.244	179.1
7	4:45.908	112.945	2:09.199	1:27.898	1:08.811	179.1
8	5:02.447	106.769	2:09.736	1:32.696		178.1
9	7:08.756	75.316		1:27.961		180.5
<i>Ideal</i>	<i>4:45.354</i>	<i>113.165</i>	<i>2:09.135</i>	<i>1:27.408</i>	<i>1:08.811</i>	<i>180.5</i>

32 **44 Mike BOOTH**

SBK Behind **25.714**

Best Time **4:45.919** Best Speed **112.941** On **5** Gp

Lap	Lap Time	Lap Speed	Sector 1	Sector 2	Sector 3	Speed Trap
1	6:13.852	85.028		1:30.005	1:20.755	177.7
2	4:52.055	110.568	2:11.753	1:29.882	1:10.420	175.8
3	4:56.225	109.012	2:11.567	1:28.520		175.3
4	6:35.801	81.586		1:29.066	1:09.862	175.8
5	4:45.919	112.941	2:08.684	1:27.848	1:09.387	174.9
6	4:57.654	108.488	2:09.444	1:31.025		172.2
7	9:49.989	54.733		1:38.163		174.4
<i>Ideal</i>	<i>4:45.919</i>	<i>112.941</i>	<i>2:08.684</i>	<i>1:27.848</i>	<i>1:09.387</i>	<i>177.7</i>

Qualifying Classification

Position

33 **14 Ilja CALJOUW**

SBK Behind **25.831**

Best Time **4:46.036** Best Speed **112.895** On **5** Gp

Lap	Lap Time	Lap Speed	Sector 1	Sector 2	Sector 3	Speed Trap
1	6:15.554	84.643		1:30.248	1:21.424	182.5
2	4:49.862	111.405	2:10.483	1:28.968	1:10.411	182.0
3	4:52.355	110.455	2:11.386	1:28.422		180.5
4	14:13.625	37.829		1:27.689	1:09.523	182.5
5	4:46.036	112.895	2:08.916	1:27.037	1:10.083	179.5
6	4:46.199	112.831	2:09.082	1:27.299	1:09.818	180.5
7	4:46.874	112.565	2:08.439	1:28.050	1:10.385	180.0
8	4:47.903	112.163	2:09.573	1:29.311	1:09.019	179.1
<i>Ideal</i>	<i>4:44.495</i>	<i>113.506</i>	<i>2:08.439</i>	<i>1:27.037</i>	<i>1:09.019</i>	<i>182.5</i>

34 **76 Mark PURSLOW**

SBK Behind **25.847**

Best Time **4:46.052** Best Speed **112.889** On **6** Gp

Lap	Lap Time	Lap Speed	Sector 1	Sector 2	Sector 3	Speed Trap
1	5:50.334	90.736		1:29.831	1:12.158	170.0
2	4:46.626	112.662	2:09.240	1:28.055	1:09.331	176.7
3	4:50.305	111.235	2:08.663	1:31.860	1:09.782	181.5
4	4:47.469	112.332	2:09.000	1:28.135	1:10.334	178.6
5	4:47.124	112.467	2:09.140	1:28.691	1:09.293	180.5
6	4:46.052	112.889	2:08.374	1:28.471	1:09.207	179.1
7	4:53.399	110.062	2:10.372	1:28.707		179.1
<i>Ideal</i>	<i>4:45.636</i>	<i>113.053</i>	<i>2:08.374</i>	<i>1:28.055</i>	<i>1:09.207</i>	<i>181.5</i>

35 **66 Ryan GIBSON**

SBK Behind **26.062**

Best Time **4:46.267** Best Speed **112.804** On **8** Gp

Lap	Lap Time	Lap Speed	Sector 1	Sector 2	Sector 3	Speed Trap
1	6:35.386	80.397		1:44.382	1:13.106	173.1
2	4:54.238	109.748	2:13.023	1:30.493	1:10.722	174.4
3	5:27.525	98.594	2:44.614	1:31.254	1:11.657	182.5
4	4:52.438	110.423	2:11.027	1:30.057	1:11.354	183.5
5	5:00.611	107.421	2:12.809	1:32.577		173.5
6	10:57.568	49.108		1:28.579	1:09.958	185.0
7	4:46.647	112.654	2:08.581	1:28.694	1:09.372	182.0
8	4:46.267	112.804	2:08.654	1:28.357	1:09.256	181.5
<i>Ideal</i>	<i>4:46.194</i>	<i>112.833</i>	<i>2:08.581</i>	<i>1:28.357</i>	<i>1:09.256</i>	<i>185.0</i>





SUPERBIKE

Q2: Second Qualifying AMENDED

Thursday, 12 May 2022

DETAILED SECTOR ANALYSIS

Qualifying Classification

Position

36 182 Xavier DENIS

SBK Behind 26.322

Best Time 4:46.527 Best Speed 112.701 On 4 Gp

Lap	Lap Time	Lap Speed	Sector 1	Sector 2	Sector 3	Speed Trap
1	7:20.154	72.220		1:29.082	1:09.325	170.9
2	4:51.165	110.906	2:08.677	1:28.779		184.5
3	10:19.792	52.101		1:26.485	1:08.641	179.1
4	4:46.527	112.701	2:10.905	1:26.778	1:08.844	176.7
5	5:09.188	104.441	2:19.098	1:35.002		154.1
<i>Ideal</i>	<i>4:43.803</i>	<i>113.783</i>	<i>2:08.677</i>	<i>1:26.485</i>	<i>1:08.641</i>	<i>184.5</i>

37 25 Marty LENNON

SBK Behind 26.920

Best Time 4:47.125 Best Speed 112.467 On 5 Gp

Lap	Lap Time	Lap Speed	Sector 1	Sector 2	Sector 3	Speed Trap
1	8:32.828	61.986		1:30.663	1:11.361	167.1
2	4:49.139	111.683	2:11.734	1:28.324	1:09.081	178.6
3	5:04.357	106.099	2:10.812	1:29.024		178.1
4	13:12.633	40.740		1:30.493	1:09.652	169.2
5	4:47.125	112.467	2:08.979	1:29.433	1:08.713	179.5
6	4:47.916	112.158	2:09.399	1:29.925	1:08.592	181.5
<i>Ideal</i>	<i>4:45.895</i>	<i>112.951</i>	<i>2:08.979</i>	<i>1:28.324</i>	<i>1:08.592</i>	<i>181.5</i>

38 38 Paul WILLIAMS

SBK Behind 29.722

Best Time 4:49.927 Best Speed 111.380 On 7 Gp

Lap	Lap Time	Lap Speed	Sector 1	Sector 2	Sector 3	Speed Trap
1	7:34.619	69.922		1:31.928	1:10.408	164.6
2	5:11.876	103.541	2:11.140	1:50.496	1:10.240	176.3
3	4:51.447	110.799	2:10.517	1:30.957	1:09.973	177.7
4	4:50.017	111.345	2:11.208	1:29.087	1:09.722	174.9
5	4:57.876	108.408	2:11.471	1:32.748		174.4
6	14:05.154	38.208		1:29.038	1:10.053	174.0
7	4:49.927	111.380	2:09.941	1:29.827	1:10.159	173.5
<i>Ideal</i>	<i>4:48.701</i>	<i>111.853</i>	<i>2:09.941</i>	<i>1:29.038</i>	<i>1:09.722</i>	<i>177.7</i>

Qualifying Classification

Position

39 88 Josh DALEY

SBK Behind 31.060

Best Time 4:51.265 Best Speed 110.868 On 7 Gp

Lap	Lap Time	Lap Speed	Sector 1	Sector 2	Sector 3	Speed Trap
1	7:11.002	73.754		1:31.130	1:12.230	187.0
2	4:54.529	109.639	2:12.955	1:29.782	1:11.792	185.0
3	5:07.150	105.134	2:13.689	1:32.114		186.0
4	7:06.454	75.722		1:32.033	1:12.800	184.0
5	4:52.930	110.238	2:12.037	1:28.662	1:12.231	186.5
6	4:53.118	110.167	2:10.963	1:29.782	1:12.373	186.0
7	4:51.265	110.868	2:11.025	1:29.091	1:11.149	188.6
8	4:53.934	109.861	2:11.742	1:29.368	1:12.824	188.6
9	5:00.913	107.313	2:13.809	1:33.387	1:13.717	181.5
<i>Ideal</i>	<i>4:50.774</i>	<i>111.055</i>	<i>2:10.963</i>	<i>1:28.662</i>	<i>1:11.149</i>	<i>188.6</i>

40 50 Chris GREEN

SBK Behind 31.940

Best Time 4:52.145 Best Speed 110.534 On 2 Gp

Lap	Lap Time	Lap Speed	Sector 1	Sector 2	Sector 3	Speed Trap
1	6:27.813	81.967		1:30.588	1:12.546	167.1
2	4:52.145	110.534	2:11.010	1:29.757	1:11.378	181.5
3	5:00.784	107.359	2:14.024	1:31.868		177.7
4	6:48.475	79.055		1:31.131	1:12.037	178.6
5	4:54.771	109.549	2:12.736	1:30.336	1:11.699	176.7
6	4:59.149	107.946	2:13.364	1:29.895		174.0
<i>Ideal</i>	<i>4:52.145</i>	<i>110.534</i>	<i>2:11.010</i>	<i>1:29.757</i>	<i>1:11.378</i>	<i>181.5</i>

41 49 Raul TORRAS

SBK Behind 33.216

Best Time 4:53.421 Best Speed 110.053 On 3 Gp

Lap	Lap Time	Lap Speed	Sector 1	Sector 2	Sector 3	Speed Trap
1	7:40.422	69.041		1:33.710		172.6
2	6:40.090	80.712		1:30.354	1:12.054	182.0
3	4:53.421	110.053	2:12.955	1:29.669	1:10.797	181.0
4	4:55.649	109.224	2:11.161	1:30.017		177.7
5	8:34.869	62.719		1:37.616	1:10.345	183.0
<i>Ideal</i>	<i>4:51.175</i>	<i>110.902</i>	<i>2:11.161</i>	<i>1:29.669</i>	<i>1:10.345</i>	<i>183.0</i>



SUPERBIKE

Q2: Second Qualifying AMENDED

Thursday, 12 May 2022

DETAILED SECTOR ANALYSIS

Qualifying Classification

Position

42 52 Chris SARBORA

SBK Behind 33.272

Best Time 4:53.477 Best Speed 110.032 On 3 Gp

Lap	Lap Time	Lap Speed	Sector 1	Sector 2	Sector 3	Speed Trap
1	6:47.204	78.064		1:30.785	1:13.378	185.5
2	4:54.937	109.488	2:11.172	1:30.805	1:12.960	181.5
3	4:53.477	110.032	2:11.665	1:30.099	1:11.713	182.0
4	5:02.795	106.646	2:12.404	1:30.875		181.5
5	9:27.940	56.858		1:31.429		180.5
6	6:07.048	87.978		1:30.737	1:12.778	182.0
7	4:55.412	109.312	2:12.927	1:30.622	1:11.863	181.0
8	4:55.610	109.239	2:11.606	1:32.247	1:11.757	180.5
<i>Ideal</i>	4:52.984	110.218	2:11.172	1:30.099	1:11.713	185.5

43 40 Nadieh SCHOOTS

SBK Behind 34.454

Best Time 4:54.659 Best Speed 109.591 On 3 Gp

Lap	Lap Time	Lap Speed	Sector 1	Sector 2	Sector 3	Speed Trap
1	6:16.981	84.323		1:31.903	1:13.133	176.7
2	4:56.816	108.795	2:13.472	1:31.512	1:11.832	158.8
3	4:54.659	109.591	2:13.109	1:29.965	1:11.585	178.6
4	5:07.106	105.149	2:12.913	1:34.367		180.5
5	17:17.832	31.115		1:30.752	1:11.728	181.5
6	4:57.602	108.507	2:14.801	1:30.970	1:11.831	166.7
7	5:05.983	105.535	2:13.289	1:34.547		179.1
<i>Ideal</i>	4:54.463	109.664	2:12.913	1:29.965	1:11.585	181.5

44 55 Donald MacFADYEN

SBK Behind 34.605

Best Time 4:54.810 Best Speed 109.535 On 3 Gp

Lap	Lap Time	Lap Speed	Sector 1	Sector 2	Sector 3	Speed Trap
1	6:13.189	85.179		1:31.095	1:14.761	164.6
2	4:57.068	108.702	2:15.026	1:29.658	1:12.384	174.9
3	4:54.810	109.535	2:12.929	1:29.546	1:12.335	164.2
4	4:55.776	109.177	2:12.903	1:30.550	1:12.323	174.9
5	4:59.782	107.718	2:12.523	1:30.860		174.9
<i>Ideal</i>	4:54.392	109.690	2:12.523	1:29.546	1:12.323	174.9

Qualifying Classification

Position

45 48 Anthony REDMOND

SBK Behind 35.028

Best Time 4:55.233 Best Speed 109.378 On 3 Gp

Lap	Lap Time	Lap Speed	Sector 1	Sector 2	Sector 3	Speed Trap
1	8:00.363	66.175		1:31.689	1:14.308	180.5
2	4:57.209	108.651	2:13.144	1:31.765	1:12.300	179.1
3	4:55.233	109.378	2:12.336	1:30.491	1:12.406	178.6
4	4:57.659	108.487	2:12.434	1:30.939		177.2
<i>Ideal</i>	4:55.127	109.417	2:12.336	1:30.491	1:12.300	180.5

46 119 Kris DUNCAN

SBK Behind 36.304

Best Time 4:56.509 Best Speed 108.907 On 3 Gp

Lap	Lap Time	Lap Speed	Sector 1	Sector 2	Sector 3	Speed Trap
1	6:43.288	78.822		1:31.781	1:13.376	172.2
2	4:59.816	107.706	2:14.772	1:31.677	1:13.367	171.8
3	4:56.509	108.907	2:13.094	1:31.084	1:12.331	171.8
4	5:14.017	102.835	2:18.833	1:34.073		146.1
5	11:25.120	47.133		1:31.306	1:13.218	167.5
6	4:58.183	108.296	2:14.195	1:31.584	1:12.404	167.1
<i>Ideal</i>	4:56.509	108.907	2:13.094	1:31.084	1:12.331	172.2

47 35 Olivier LUPBERGER

SBK Behind 38.042

Best Time 4:58.247 Best Speed 108.273 On 2 Gp

Lap	Lap Time	Lap Speed	Sector 1	Sector 2	Sector 3	Speed Trap
1	6:46.637	78.173		1:32.716	1:13.411	171.8
2	4:58.247	108.273	2:14.146	1:30.930	1:13.171	172.2
3	5:07.120	105.145	2:19.260	1:33.520	1:14.340	156.9
4	5:06.502	105.357	2:17.230	1:32.788	1:16.484	177.7
5	5:21.842	100.335	2:20.747	1:40.312		165.8
6	11:49.762	45.497		1:39.370	1:13.807	174.0
7	4:58.679	108.116	2:14.274	1:31.522	1:12.883	177.7
8	5:32.894	97.004	2:22.211	1:44.213		155.5
<i>Ideal</i>	4:57.959	108.377	2:14.146	1:30.930	1:12.883	177.7



SUPERBIKE

Q2: Second Qualifying AMENDED

Thursday, 12 May 2022

DETAILED SECTOR ANALYSIS

Qualifying Classification

Position

48 64 Paul CASSIDY

SBK Behind 39.000

Best Time 4:59.205 Best Speed 107.926 On 2 Gp

Lap	Lap Time	Lap Speed	Sector 1	Sector 2	Sector 3	Speed Trap
1	6:31.415	81.213		1:31.550	1:13.051	173.1
2	4:59.205	107.926	2:13.741	1:31.727	1:13.737	172.6
3	5:03.032	106.563	2:15.515	1:32.727	1:14.790	172.2
4	5:13.703	102.938	2:18.175	1:38.958		171.3
5	9:18.792	57.789		1:31.451	1:13.413	171.8
6	5:16.500	102.028	2:24.207	1:34.735		170.5
<i>Ideal</i>	4:58.243	108.274	2:13.741	1:31.451	1:13.051	173.1

49 54 Sam JOHNSON

SBK Behind 40.703

Best Time 5:00.908 Best Speed 107.315 On 4 Gp

Lap	Lap Time	Lap Speed	Sector 1	Sector 2	Sector 3	Speed Trap
1	6:01.279	87.987		1:43.650		172.6
2	5:44.919	93.622		1:30.562	1:12.443	176.7
3	5:01.249	107.194	2:16.845	1:31.393	1:13.011	167.1
4	5:00.908	107.315	2:13.673	1:31.874		172.6
<i>Ideal</i>	4:56.678	108.845	2:13.673	1:30.562	1:12.443	176.7

50 78 Dean CAMPBELL

SBK Behind 43.405

Best Time 5:03.610 Best Speed 106.360 On 4 Gp

Lap	Lap Time	Lap Speed	Sector 1	Sector 2	Sector 3	Speed Trap
1	6:10.677	85.757		1:33.886	1:15.236	168.3
2	5:10.191	104.104	2:19.587	1:34.187		160.3
3	6:47.995	79.148		1:33.047	1:14.346	162.2
4	5:03.610	106.360	2:16.428	1:33.175	1:14.007	163.4
5	5:03.734	106.317	2:16.507	1:32.209		162.2
6	8:58.649	59.950		1:34.494		163.0
<i>Ideal</i>	5:02.644	106.700	2:16.428	1:32.209	1:14.007	168.3

Qualifying Classification

Position

51 87 Patricia FERNANDEZ

SBK Behind 44.934

Best Time 5:05.139 Best Speed 105.827 On 3 Gp

Lap	Lap Time	Lap Speed	Sector 1	Sector 2	Sector 3	Speed Trap
1	6:07.147	86.581		1:32.931	1:14.361	175.3
2	5:05.407	105.734	2:16.598	1:34.442	1:14.367	174.0
3	5:05.139	105.827	2:17.482	1:33.221	1:14.436	171.8
4	5:19.958	100.926	2:21.245	1:34.195		155.5
<i>Ideal</i>	5:03.890	106.262	2:16.598	1:32.931	1:14.361	175.3

Non Qualifiers

Position

30 Kamil HOLAN

SBK Behind 26.085

Best Time 4:46.290 Best Speed 112.795 On 2 Gp

Lap	Lap Time	Lap Speed	Sector 1	Sector 2	Sector 3	Speed Trap
1	5:50.085	90.801		1:29.026	1:12.349	166.2
2	4:46.290	112.795	2:07.415	1:29.844	1:09.031	183.0
<i>Ideal</i>	4:45.472	113.118	2:07.415	1:29.026	1:09.031	183.0

92 Jamie WILLIAMS

SBK Behind 48.338

Best Time 5:08.543 Best Speed 104.660 On 2 Gp

Lap	Lap Time	Lap Speed	Sector 1	Sector 2	Sector 3	Speed Trap
1	7:44.591	68.421		1:29.246	1:12.122	179.5
2	5:08.543	104.660	2:11.826	1:41.963		177.2
3	33:40.185	15.985		1:34.730	1:10.730	179.5
<i>Ideal</i>	4:51.802	110.664	2:11.826	1:29.246	1:10.730	179.5

12 Joey THOMPSON

SBK Behind 55.034

Best Time 5:15.239 Best Speed 102.437 On 2 Gp

Lap	Lap Time	Lap Speed	Sector 1	Sector 2	Sector 3	Speed Trap
1	5:46.408	91.765		1:28.064	1:10.249	170.0
2	5:15.239	102.437	2:09.812	1:40.519		171.3
3	11:20.034	47.486		1:28.522	1:12.426	179.5
4	5:38.875	95.292	2:22.525	1:41.681		161.1
<i>Ideal</i>	4:48.125	112.076	2:09.812	1:28.064	1:10.249	179.5



SUPERBIKE

Q2: Second Qualifying AMENDED

Thursday, 12 May 2022

DETAILED SECTOR ANALYSIS

Non Qualifiers

Position

109 Neil KERNOHAN

SBK Behind **3:10.141**

Best Time **7:30.346** Best Speed **71.705** On **1** Gp

Lap	Lap Time	Lap Speed	Sector 1	Sector 2	Sector 3	Speed Trap
1	7:30.346	70.586	1:34.888	1:12.731	166.7	
<i>Ideal</i>	<i>0.000</i>	<i>0.000</i>	<i>1:34.888</i>	<i>1:12.731</i>	<i>166.7</i>	



SPEED TRAP ON APPROACH TO UNIVERSITY

Class	No/Name	Fastest	Lap 1	Lap 2	Lap 3	Lap 4	Lap 5	Lap 6	Lap 7	Lap 8	Lap 9	Lap 10	Lap 11	Lap 12
SBK	60 Peter HICKMAN	201.6	199.2	194.0	199.8	201.0	201.6	197.5	200.4					
SBK	1 Glenn IRWIN	200.4	192.9	195.7	195.7	195.7	195.7	193.5	200.4					
SBK	72 Josh BROOKES	199.2	194.6	196.9	195.7	190.2	196.9	195.7	195.7	199.2	196.9	195.7		
SBK	4 Ian HUTCHINSON	199.2	199.2	197.5	198.0	194.0	196.9	198.0	198.6					
SBK	37 James HILLIER	198.6	175.8	198.6	196.3	189.1	195.7	195.2	198.0	195.2				
SBK	6 Michael DUNLOP	196.3	191.3	195.2	190.7	194.0	194.0	194.0	192.9	196.3				
SBK	5 Dean HARRISON	196.3	190.2	195.2	196.3	182.5	191.3	192.4	192.4	192.4	192.4			
SBK	2 John McGUINNESS	195.7	192.9	195.7	195.2	179.5	177.7	195.2	195.7	194.6				
SBK	111 Brian McCORMACK	194.6	190.7	194.0	192.9	190.2	194.6	191.3	192.9	190.7				
SBK	13 Lee JOHNSTON	194.0	186.5	191.8	191.8	191.3	189.7	194.0						
SBK	74 Davey TODD	193.5	193.5	191.3	190.7	189.7	192.9	190.7	189.7	189.7				
SBK	47 Richard COOPER	191.8	190.2	190.2	191.8	176.3	187.0	191.8	189.1					
SBK	11 Conor CUMMINS	191.3	180.5	191.3	180.5	181.0	187.0	185.0						
SBK	18 Michael EVANS	191.3	188.1	187.6	187.0	175.3	186.0	191.3	186.5	182.5				
SBK	65 Michael SWEENEY	190.7	155.1	190.7	185.0									
SBK	19 Dom HERBERTSON	190.7	190.2	189.1	189.7	187.0	180.0	190.2	190.7	189.1				
SBK	3 Michael RUTTER	190.7	188.1	190.7	182.5	184.5	187.6	187.6	185.0	160.3				
SBK	34 Alastair SEELEY	190.7	187.0	190.2	190.7	186.0	185.0	185.5	186.5	185.5				
SBK	22 Paul JORDAN	188.6	188.6	183.5	187.6	185.5	187.0							
SBK	88 Josh DALEY	188.6	187.0	185.0	186.0	184.0	186.5	186.0	188.6	188.6	181.5			
SBK	15 Nathan HARRISON	188.1	186.5	186.5	188.1	187.0	186.5	185.5	188.1	183.0				
SBK	10 Sam WEST	188.1	187.0	186.0	186.0	184.0	185.0	188.1	186.0	187.0	186.0			
SBK	8 Lukas MAURER	187.0	186.5	187.0	167.9	185.0	184.0	180.5	185.0	183.0				
SBK	36 Jamie COWARD	186.5	184.5	185.5	186.5	184.5	183.5	183.5	185.0	183.5	184.0	184.0		
SBK	7 Gary JOHNSON	186.0	183.5	186.0	184.0	183.0	184.0	180.0	182.5					
SBK	9 Craig NEVE	185.5	181.5	183.5	183.0	182.5	180.5	182.0	185.5	182.5	183.0			
SBK	52 Chris SARBORA	185.5	185.5	181.5	182.0	181.5	180.5	182.0	181.0	180.5				
SBK	66 Ryan GIBSON	185.0	173.1	174.4	182.5	183.5	173.5	185.0	182.0	181.5				
SBK	182 Xavier DENIS	184.5	170.9	184.5	179.1	176.7	154.1							
SBK	32 Carl PHILLIPS	184.0	184.0	182.5	183.0	183.0	183.5	183.5						
SBK	56 Adam McLEAN	183.5	177.2	183.5	181.0	167.9	176.3	180.5						
SBK	49 Raul TORRAS	183.0	172.6	182.0	181.0	177.7	183.0							
SBK	30 Kamil HOLAN	183.0	166.2	183.0										
SBK	26 Mike NORBURY	182.5	176.3	182.5	180.5	175.3	179.5	181.5						
SBK	14 Ilja CALJOUW	182.5	182.5	182.0	180.5	182.5	179.5	180.5	180.0	179.1				
SBK	40 Nadieh SCHOOTS	181.5	176.7	158.8	178.6	180.5	181.5	166.7	179.1					
SBK	50 Chris GREEN	181.5	167.1	181.5	177.7	178.6	176.7	174.0						
SBK	25 Marty LENNON	181.5	167.1	178.6	178.1	169.2	179.5	181.5						
SBK	76 Mark PURSLOW	181.5	170.0	176.7	181.5	178.6	180.5	179.1	179.1					
SBK	29 James CHAWKE	181.0	177.7	181.0	181.0	179.5	177.7	177.7	177.7	173.5				
SBK	48 Anthony REDMOND	180.5	180.5	179.1	178.6	177.2								
SBK	91 Julian TRUMMER	180.5	179.5	180.0	165.8	180.5	179.5	179.1	179.1	178.1	180.5			
SBK	12 Joey THOMPSON	179.5	170.0	171.3	179.5	161.1								
SBK	92 Jamie WILLIAMS	179.5	179.5	177.2	179.5									
SBK	77 Phillip CROWE	179.5	179.5	177.7	178.1	177.2	176.3	174.0	178.6					
SBK	38 Paul WILLIAMS	177.7	164.6	176.3	177.7	174.9	174.4	174.0	173.5					
SBK	35 Olivier LUPBERGER	177.7	171.8	172.2	156.9	177.7	165.8	174.0	177.7	155.5				
SBK	44 Mike BOOTH	177.7	177.7	175.8	175.3	175.8	174.9	172.2	174.4					
SBK	54 Sam JOHNSON	176.7	172.6	176.7	167.1	172.6								
SBK	87 Patricia FERNANDEZ	175.3	175.3	174.0	171.8	155.5								
SBK	55 Donald MacFADYEN	174.9	164.6	174.9	164.2	174.9	174.9							
SBK	64 Paul CASSIDY	173.1	173.1	172.6	172.2	171.3	171.8	170.5						



SPEED TRAP ON APPROACH TO UNIVERSITY

Class	No/Name	Fastest	Lap 1	Lap 2	Lap 3	Lap 4	Lap 5	Lap 6	Lap 7	Lap 8	Lap 9	Lap 10	Lap 11	Lap 12
SBK	119 Kris DUNCAN	172.2	172.2	171.8	171.8	146.1	167.5	167.1						
SBK	78 Dean CAMPBELL	168.3	168.3	160.3	162.2	163.4	162.2	163.0						
SBK	109 Neil KERNOHAN	166.7	166.7											

fonaCAB and Nicholl Oils NORTH WEST 200

SUPERBIKE


Combined Qualifying AMENDED



Pos	Class	No	Name	-----Best Time / Qual Laps-----			Overall Best Time / Speed /	
				Session A	Session B		Total Qual Laps	
Qualifying Classification								
1	SBK	1	Glenn IRWIN	4:31.145	4	4:20.205	6	4:20.205 124.102 10
2	SBK	60	Peter HICKMAN	4:34.002	2	4:22.447	4	4:22.447 123.042 6
3	SBK	47	Richard COOPER	4:32.485	5	4:23.996	6	4:23.996 122.320 11
4	SBK	5	Dean HARRISON	4:37.311	3	4:24.153	7	4:24.153 122.247 10
5	SBK	6	Michael DUNLOP	4:29.173	5	4:24.232	5	4:24.232 122.211 10
6	SBK	74	Davey TODD	4:29.891	5	4:26.081	5	4:26.081 121.362 10
7	SBK	37	James HILLIER	4:31.815	5	4:26.711	6	4:26.711 121.075 11
8	SBK	72	Josh BROOKES	4:29.000	6	4:27.054	8	4:27.054 120.919 14
9	SBK	13	Lee JOHNSTON	4:35.403	4	4:27.640	4	4:27.640 120.655 8
10	SBK	2	John MCGUINNESS	4:35.388	6	4:28.896	6	4:28.896 120.091 12
11	SBK	34	Alastair SEELEY	4:29.909	6	4:29.621	7	4:29.621 119.768 13
12	SBK	3	Michael RUTTER	4:33.403	5	4:29.928	3	4:29.928 119.632 8
13	SBK	11	Conor CUMMINS	4:32.858	5	4:30.515	4	4:30.515 119.372 9
14	SBK	4	Ian HUTCHINSON	4:34.442	5	4:30.640	4	4:30.640 119.317 9
15	SBK	111	Brian McCORMACK	4:47.379	4	4:32.848	6	4:32.848 118.352 10
16	SBK	15	Nathan HARRISON	4:40.834	6	4:33.126	7	4:33.126 118.231 13
17	SBK	10	Sam WEST	4:39.369	6	4:33.507	7	4:33.507 118.066 13
18	SBK	36	Jamie COWARD	4:38.106	5	4:33.764	8	4:33.764 117.956 13
19	SBK	19	Dom HERBERTSON	4:40.026	4	4:34.016	6	4:34.016 117.847 10
20	SBK	65	Michael SWEENEY	4:38.134	2	4:35.325	2	4:35.325 117.287 4
21	SBK	22	Paul JORDAN	4:39.049	2	4:35.793	3	4:35.793 117.088 5
22	SBK	56	Adam McLEAN	4:39.755	5	4:36.119	3	4:36.119 116.950 8
23	SBK	9	Craig NEVE	4:43.970	5	4:36.129	6	4:36.129 116.945 11
24	SBK	77	Phillip CROWE	4:44.108	5	4:36.669	5	4:36.669 116.717 10
25	SBK	7	Gary JOHNSON	4:40.924	5	4:37.189	5	4:37.189 116.498 10
26	SBK	8	Lukas MAURER	4:52.790	6	4:39.179	5	4:39.179 115.668 11
27	SBK	32	Carl PHILLIPS	4:44.292	6	4:40.079	3	4:40.079 115.296 9
28	SBK	26	Mike NORBURY	4:50.616	5	4:40.462	5	4:40.462 115.139 10
29	SBK	18	Michael EVANS	4:47.836	3	4:42.550	6	4:42.550 114.288 9
30	SBK	29	James CHAWKE	4:50.603	5	4:44.252	6	4:44.252 113.603 11
31	SBK	91	Julian TRUMMER	4:51.490	6	4:45.908	5	4:45.908 112.945 11
32	SBK	44	Mike BOOTH	4:56.543	6	4:45.919	4	4:45.919 112.941 10
33	SBK	14	Ilija CALJOUW	4:55.524	5	4:46.036	6	4:46.036 112.895 11
34	SBK	76	Mark PURSLOW	4:49.789	7	4:46.052	6	4:46.052 112.889 13
35	SBK	66	Ryan GIBSON	4:55.544	4	4:46.267	5	4:46.267 112.804 9
36	SBK	30	Kamil HOLAN	4:51.281	4	4:46.290	1	4:46.290 112.795 5
37	SBK	182	Xavier DENIS	4:53.809	4	4:46.527	3	4:46.527 112.701 7
38	SBK	25	Marty LENNON	4:55.092	5	4:47.125	4	4:47.125 112.467 9
39	SBK	38	Paul WILLIAMS	4:56.658	4	4:49.927	4	4:49.927 111.380 8
40	SBK	88	Josh DALEY	5:04.125	4	4:51.265	7	4:51.265 110.868 11
41	SBK	50	Chris GREEN	5:06.928	3	4:52.145	4	4:52.145 110.534 7
42	SBK	49	Raul TORRAS	4:56.750	4	4:53.421	2	4:53.421 110.053 6
43	SBK	52	Chris SARBORA	-----		4:53.477	5	4:53.477 110.032 5
44	SBK	40	Nadieh SCHOOTS	5:03.074	3	4:54.659	5	4:54.659 109.591 8
45	SBK	55	Donald MacFADYEN	5:04.151	6	4:54.810	4	4:54.810 109.535 10
46	SBK	48	Anthony REDMOND	4:57.468	5	4:55.233	3	4:55.233 109.378 8
47	SBK	12	Joey THOMPSON	4:55.674	4	5:15.239	0	4:55.674 109.215 4
48	SBK	119	Kris DUNCAN	5:03.451	3	4:56.509	3	4:56.509 108.907 6
49	SBK	35	Olivier LUPBERGER	5:13.181	3	4:58.247	4	4:58.247 108.273 7
50	SBK	109	Neil KERNOHAN	4:58.258	3	7:30.346	0	4:58.258 108.269 3
51	SBK	92	Jamie WILLIAMS	4:58.624	3	5:08.543	1	4:58.624 108.136 4
52	SBK	64	Paul CASSIDY	5:06.359	5	4:59.205	2	4:59.205 107.926 7
53	SBK	54	Sam JOHNSON	5:05.768	3	5:00.908	2	5:00.908 107.315 5
54	SBK	78	Dean CAMPBELL	5:09.938	2	5:03.610	2	5:03.610 106.360 4
55	SBK	87	Patricia FERNANDEZ	5:14.885	4	5:05.139	2	5:05.139 105.827 6

Provisional result to be confirmed by the Stewards of the Meeting subject to completion of technical inspections & the time limit for protests

Page 1 / 2

Circuit	The Triangle	Signed		Organising Club	Coleraine & District MC
Length(miles)	8.9700 Lap 1 (8.8300)		Chief Timekeeper		
Weather		Issued At:			
Track					



fonaCAB and Nicholl Oils NORTH WEST 200

SUPERBIKE

Combined Qualifying AMENDED



Qualifying Classification


56	SBK	21	Jean Pierre POLET	5:10.358	2	-----	5:10.358	104.048	2
----	-----	----	-------------------	----------	---	-------	----------	---------	---

Non Qualifiers

	SBK	43	Stephen DEGNAN	7:31.860	0	-----			0
--	-----	----	----------------	----------	---	-------	--	--	---

Provisional result to be confirmed by the Stewards of the Meeting subject to completion of technical inspections & the time limit for protests

Page 2 / 2

Circuit	The Triangle	Signed	 Chief Timekeeper	Organising Club	Coleraine & District MC
Length(miles)	8.9700 Lap 1 (8.8300)	Issued At:			
Weather					
Track					





**ANCHOR BAR &
MERROW HOTEL SUPERBIKE**



RACE NUMBER: 2 (SAT) & 5 (SAT)

GROUP: A

[]

[]

[]

[]

[]

[]

**77
CROWE**

**9
NEVE**

**56
McLEAN**

ROW 8

**22
JORDAN**

**65
SWEENEY**

**19
HERBERTSON**

ROW 7

**36
COWARD**

**10
WEST**

**15
N HARRISON**

ROW 6

**111
McCORMACK**

**4
HUTCHINSON**

**11
CUMMINS**

ROW 5

**3
RUTTER**

**34
SEELEY**

**2
McGUINNESS**

ROW 4

**13
JOHNSTON**

**72
BROOKES**

**37
HILLIER**

ROW 3

**74
TODD**

**6
DUNLOP**

**5
D HARRISON**

ROW 2

**47
COOPER**

**60
HICKMAN**

**1
IRWIN**

ROW 1

POLE



ANCHOR BAR & MERROW HOTEL SUPERBIKE



RACE NUMBER:

2 (SAT) & 5 (SAT)

GROUP: B

78 CAMPBELL		21 POLET	87 FERNANDEZ	ROW 19
	54 JOHNSON		64 CASSIDY	ROW 18
92 J WILLIAMS		109 KERNOHAN	35 LUPBERGER	ROW 17
119 DUNCAN	12 THOMPSON		48 REDMOND	ROW 16
	55 MacFADYEN	40 SCHOOOTS	52 SARBORA	ROW 15
49 TORRAS	50 GREEN		88 DALEY	ROW 14
	38 P WILLIAMS	25 LENNON	182 DENIS	ROW 13
30 HOLAN	66 GIBSON		76 PURSLOW	ROW 12
	14 CALJOUW	44 BOOTH	91 TRUMMER	ROW 11
29 CHAWKE	18 EVANS		26 NORBURY	ROW 10
	32 PHILLIPS	8 MAURER	7 JOHNSON	ROW 9

fonaCAB and Nicholl Oils NORTH WEST 200

SUPERBIKE

Race 6 - Merrow Hotel & Spa NW200 Superbike

Saturday, 14 May 2022



Pos	Class	No	Name	Machine / Sponsor	Gp	Laps	Total Time	Behind	Speed	-----Best Lap-----		
										Time	Speed	On
Race Classification												
1	SBK	1	Glenn IRWIN	Honda - Honda Racing Uk	a	7	30:21.682		123.809	4:19.048	124.656	3
2	SBK	47	Richard COOPER	Suzuki - Hawk Racing	a	7	30:24.176	2.494	123.639	4:19.280	124.545	2
3	SBK	72	Josh BROOKES	Ducati - MCE Ducati Racing	a	7	30:50.639	28.957	121.871	4:22.236	123.141	2
4	SBK	4	Ian HUTCHINSON	BMW - Milwaukee BMW Motorrad	a	7	31:21.252	59.570	119.888	4:25.167	121.780	4
5	SBK	2	John McGUINNESS	Honda - Honda Racing UK	a	7	31:24.664	1:02.982	119.671	4:28.715	120.172	4
6	SBK	37	James HILLIER	Yamaha - RICH Energy OMG Racing	a	7	31:32.108	1:10.426	119.200	4:28.951	120.066	4
7	SBK	3	Michael RUTTER	BMW - Bathams Racing	a	7	31:45.310	1:23.628	118.374	4:28.422	120.303	3
8	SBK	77	Phillip CROWE	BMW - Agriwash	a	7	32:10.500	1:48.818	116.830	4:33.634	118.012	7
9	SBK	9	Craig NEVE	BMW - Callmac Scaffolding	a	7	32:19.203	1:57.521	116.306	4:35.061	117.399	2
10	SBK	8	Lukas MAURER	Kawasaki - L78 by Heidger Motorsport	b	7	32:30.033	2:08.351	115.660	4:35.107	117.380	3
11	SBK	91	Julian TRUMMER	BMW - WH Racing with Dynobike	b	7	32:50.499	2:28.817	114.458	4:40.532	115.110	3
12	SBK	14	Ilja CALJOUW	Kawasaki - Performance Racing Achertoek	b	7	32:51.420	2:29.738	114.405	4:40.528	115.112	3
13	SBK	12	Joey THOMPSON	Honda - Wilson Craig Racing	b	7	33:28.574	3:06.892	112.289	4:42.119	114.462	5
14	SBK	88	Josh DALEY	Kawasaki - Josh Daley Racing	b	7	33:28.743	3:07.061	112.279	4:43.450	113.925	7
15	SBK	52	Chris SARBORA	BMW - Moto Hub UK	b	7	33:32.883	3:11.201	112.048	4:44.313	113.579	6
16	SBK	38	Paul WILLIAMS	Suzuki - Potchy's MOT/MadBros	b	7	33:40.625	3:18.943	111.619	4:47.093	112.479	5
17	SBK	87	Patricia FERNANDEZ	Kawasaki - JMcC Roofing	b	7	33:58.521	3:36.839	110.639	4:50.275	111.246	5
18	SBK	40	Nadieh SCHOOTS	Kawasaki - Rebel Racing	b	7	33:58.807	3:37.125	110.624	4:50.243	111.258	5
19	SBK	35	Olivier LUPBERGER	Kawasaki - L78 by Heidger Motorsport	b	6	29:40.471	1 Lap	108.538	4:50.509	111.157	2

Fastest Lap

SBK	1	Glenn IRWIN	Honda - Honda Racing Uk	4:19.048	124.656	3
-----	---	-------------	-------------------------	----------	---------	---


Not Classified

DNF	SBK	30	Kamil HOLAN	Kawasaki - Blue Garage	b	4	19:43.558		108.710	4:45.310	113.182	2
DNF	SBK	44	Mike BOOTH	Kawasaki - 44teeth.com	b	1	4:38.254		114.241			
DNF	SBK	76	Mark PURSLOW	BMW - Never Be Clever Racing	b	1	5:34.036		95.163			

No 37 - 10 seconds penalty - straight through at Juniper

Provisional result to be confirmed by the Stewards of the Meeting subject to completion of technical inspections & the time limit for protests

Page 1 / 1

Circuit	The Triangle	Signed		Organising Club	Coleraine & District MC
Length(miles)	8.9700 Lap 1 (8.8300)		Chief Timekeeper	Race Started	15:14
Weather	Sunny	Issued At:	16:03	Gp Time Diff - b	45.30
Track	Dry, 35°C				





SUPERBIKE

Race 6 - Merrow Hotel & Spa NW200 Superbike

Saturday, 14 May 2022

DETAILED SECTOR ANALYSIS

SBK

Race Classification

Position

1 **1 Glenn IRWIN**

Total Time **30:21.682** Avg Speed **123.809** Behind
Best Time **4:19.048** Best Speed **124.656** On **3** Gp **a**

Lap	Lap Time	Lap Speed	Sector 1	Sector 2	Sector 3	Speed Trap
1	4:14.975	124.671		1:21.026	1:01.941	202.2
2	4:19.310	124.530	1:55.853	1:21.231	1:02.226	202.8
3	4:19.048	124.656	1:56.326	1:20.676	1:02.046	200.4
4	4:19.475	124.451	1:56.161	1:20.950	1:02.364	200.4
5	4:20.784	123.827	1:56.934	1:21.478	1:02.372	201.0
6	4:20.668	123.882	1:56.210	1:21.482	1:02.976	199.8
7	4:27.422	120.753	1:57.779	1:22.681	1:06.962	200.4
<i>Ideal</i>	<i>4:18.470</i>	<i>124.935</i>	<i>1:55.853</i>	<i>1:20.676</i>	<i>1:01.941</i>	<i>202.8</i>

2 **47 Richard COOPER**

Total Time **30:24.176** Avg Speed **123.639** Behind **2.494**
Best Time **4:19.280** Best Speed **124.545** On **2** Gp **a**

Lap	Lap Time	Lap Speed	Sector 1	Sector 2	Sector 3	Speed Trap
1	4:15.983	124.180		1:20.722	1:02.667	203.4
2	4:19.280	124.545	1:55.678	1:20.868	1:02.734	203.4
3	4:20.419	124.000	1:56.582	1:20.696	1:03.141	202.2
4	4:20.958	123.744	1:56.282	1:21.237	1:03.439	202.8
5	4:21.696	123.395	1:57.312	1:20.810	1:03.574	200.4
6	4:21.933	123.283	1:56.999	1:21.263	1:03.671	202.8
7	4:23.907	122.361	1:57.375	1:21.785	1:04.747	202.8
<i>Ideal</i>	<i>4:19.041</i>	<i>124.660</i>	<i>1:55.678</i>	<i>1:20.696</i>	<i>1:02.667</i>	<i>203.4</i>

3 **72 Josh BROOKES**

Total Time **30:50.639** Avg Speed **121.871** Behind **28.957**
Best Time **4:22.236** Best Speed **123.141** On **2** Gp **a**

Lap	Lap Time	Lap Speed	Sector 1	Sector 2	Sector 3	Speed Trap
1	4:18.171	123.128		1:20.595	1:03.420	205.3
2	4:22.236	123.141	1:57.553	1:21.009	1:03.674	205.3
3	4:22.484	123.025	1:57.490	1:21.329	1:03.665	204.7
4	4:38.332	116.020	2:12.037	1:22.076	1:04.219	203.4
5	4:23.896	122.366	1:57.981	1:21.865	1:04.050	202.8
6	4:22.862	122.848	1:57.282	1:21.944	1:03.636	202.2
7	4:22.658	122.943	1:57.445	1:21.302	1:03.911	204.0
<i>Ideal</i>	<i>4:21.297</i>	<i>123.584</i>	<i>1:57.282</i>	<i>1:20.595</i>	<i>1:03.420</i>	<i>205.3</i>

Race Classification

Position

4 **4 Ian HUTCHINSON**

Total Time **31:21.252** Avg Speed **119.888** Behind **59.570**
Best Time **4:25.167** Best Speed **121.780** On **4** Gp **a**

Lap	Lap Time	Lap Speed	Sector 1	Sector 2	Sector 3	Speed Trap
1	4:36.712	114.878		1:23.139	1:05.856	207.8
2	4:28.427	120.301	2:00.268	1:23.001	1:05.158	204.7
3	4:26.596	121.127	1:59.518	1:22.377	1:04.701	205.3
4	4:25.167	121.780	1:58.343	1:22.373	1:04.451	205.3
5	4:26.846	121.014	1:58.552	1:23.377	1:04.917	205.3
6	4:28.808	120.130	1:59.265	1:24.015	1:05.528	201.0
7	4:28.696	120.180	1:59.629	1:23.624	1:05.443	205.3
<i>Ideal</i>	<i>4:25.167</i>	<i>121.780</i>	<i>1:58.343</i>	<i>1:22.373</i>	<i>1:04.451</i>	<i>207.8</i>

5 **2 John McGUINNESS**

Total Time **31:24.664** Avg Speed **119.671** Behind **1:02.982**
Best Time **4:28.715** Best Speed **120.172** On **4** Gp **a**

Lap	Lap Time	Lap Speed	Sector 1	Sector 2	Sector 3	Speed Trap
1	4:25.690	119.643		1:23.711	1:04.784	202.2
2	4:30.856	119.222	2:01.429	1:24.418	1:05.009	193.5
3	4:29.248	119.934	2:00.248	1:24.168	1:04.832	203.4
4	4:28.715	120.172	2:00.570	1:23.523	1:04.622	195.2
5	4:29.715	119.726	2:00.146	1:24.605	1:04.964	197.5
6	4:28.921	120.080	2:00.579	1:23.772	1:04.570	200.4
7	4:31.519	118.931	2:00.466	1:24.059	1:06.994	194.6
<i>Ideal</i>	<i>4:28.239</i>	<i>120.385</i>	<i>2:00.146</i>	<i>1:23.523</i>	<i>1:04.570</i>	<i>203.4</i>

6 **37 James HILLIER**

Total Time **31:32.108** Avg Speed **119.200** Behind **1:10.426**
Best Time **4:28.951** Best Speed **120.066** On **4** Gp **a**

Lap	Lap Time	Lap Speed	Sector 1	Sector 2	Sector 3	Speed Trap
1	4:26.357	119.344		1:23.131	1:06.399	207.2
2	4:29.539	119.805	2:00.316	1:24.542	1:04.681	199.8
3	4:29.085	120.007	2:00.155	1:24.368	1:04.562	199.8
4	4:28.951	120.066	1:59.925	1:24.312	1:04.714	198.6
5	4:28.997	120.046	2:00.322	1:24.222	1:04.453	197.5
6	4:29.936	119.628	1:59.788	1:25.283	1:04.865	198.0
7	4:29.243	119.936	2:00.298	1:24.180	1:04.765	201.0
<i>Ideal</i>	<i>4:27.372</i>	<i>120.776</i>	<i>1:59.788</i>	<i>1:23.131</i>	<i>1:04.453</i>	<i>207.2</i>



SUPERBIKE

Race 6 - Merrow Hotel & Spa NW200 Superbike

Saturday, 14 May 2022

DETAILED SECTOR ANALYSIS

Race Classification

Position

7 **3 Michael RUTTER**
 Total Time **31:45.310** Avg Speed **118.374** Behind **1:23.628**
 Best Time **4:28.422** Best Speed **120.303** On **3** Gp **a**

Lap	Lap Time	Lap Speed	Sector 1	Sector 2	Sector 3	Speed Trap
1	4:29.052	118.148		1:24.139	1:04.892	194.0
2	4:28.956	120.064	2:00.168	1:24.265	1:04.523	195.2
3	4:28.422	120.303	1:59.618	1:24.208	1:04.596	196.9
4	4:28.574	120.235	2:00.896	1:23.339	1:04.339	194.6
5	4:29.700	119.733	2:01.072	1:24.057	1:04.571	198.6
6	4:36.385	116.837	2:02.012	1:27.127	1:07.246	191.3
7	4:44.221	113.616	2:06.771	1:29.254	1:08.196	179.1
<i>Ideal</i>	<i>4:27.296</i>	<i>120.810</i>	<i>1:59.618</i>	<i>1:23.339</i>	<i>1:04.339</i>	<i>198.6</i>

8 **77 Phillip CROWE**

Total Time **32:10.500** Avg Speed **116.830** Behind **1:48.818**
 Best Time **4:33.634** Best Speed **118.012** On **7** Gp **a**

Lap	Lap Time	Lap Speed	Sector 1	Sector 2	Sector 3	Speed Trap
1	4:41.233	113.031		1:27.197	1:04.922	184.5
2	4:35.727	117.116	2:03.448	1:26.930	1:05.349	187.0
3	4:35.559	117.187	2:03.685	1:27.300	1:04.574	186.0
4	4:35.836	117.070	2:03.942	1:26.972	1:04.922	184.5
5	4:34.669	117.567	2:03.113	1:26.744	1:04.812	185.0
6	4:33.842	117.922	2:02.893	1:26.467	1:04.482	184.0
7	4:33.634	118.012	2:02.619	1:26.530	1:04.485	185.0
<i>Ideal</i>	<i>4:33.568</i>	<i>118.040</i>	<i>2:02.619</i>	<i>1:26.467</i>	<i>1:04.482</i>	<i>187.0</i>

9 **9 Craig NEVE**

Total Time **32:19.203** Avg Speed **116.306** Behind **1:57.521**
 Best Time **4:35.061** Best Speed **117.399** On **2** Gp **a**

Lap	Lap Time	Lap Speed	Sector 1	Sector 2	Sector 3	Speed Trap
1	4:35.047	115.573		1:24.041	1:11.397	186.5
2	4:35.061	117.399	2:03.149	1:24.963	1:06.949	195.2
3	4:36.812	116.657	2:04.456	1:25.476	1:06.880	190.2
4	4:36.234	116.901	2:04.011	1:25.351	1:06.872	191.3
5	4:38.179	116.084	2:05.693	1:26.047	1:06.439	188.1
6	4:36.729	116.692	2:04.168	1:25.825	1:06.736	188.1
7	4:41.141	114.861	2:03.550	1:24.925	1:12.666	190.2
<i>Ideal</i>	<i>4:33.629</i>	<i>118.014</i>	<i>2:03.149</i>	<i>1:24.041</i>	<i>1:06.439</i>	<i>195.2</i>

Race Classification

Position

10 **8 Lukas MAURER**
 Total Time **32:30.033** Avg Speed **115.660** Behind **2:08.351**
 Best Time **4:35.107** Best Speed **117.380** On **3** Gp **b**

Lap	Lap Time	Lap Speed	Sector 1	Sector 2	Sector 3	Speed Trap
1	4:39.264	113.828			1:25.229	1:06.847 194.0
2	4:37.890	116.204	2:05.207	1:25.939	1:06.744	191.8
3	4:35.107	117.380	2:02.973	1:26.092	1:06.042	192.4
4	4:35.614	117.164	2:02.682	1:26.737	1:06.195	191.3
5	4:37.109	116.532	2:03.740	1:26.741	1:06.628	191.3
6	4:39.787	115.416	2:06.633	1:26.337	1:06.817	191.8
7	4:45.262	113.201	2:08.432	1:28.953	1:07.877	186.5
<i>Ideal</i>	<i>4:33.953</i>	<i>117.874</i>	<i>2:02.682</i>	<i>1:25.229</i>	<i>1:06.042</i>	<i>194.0</i>

11 **91 Julian TRUMMER**

Total Time **32:50.499** Avg Speed **114.458** Behind **2:28.817**
 Best Time **4:40.532** Best Speed **115.110** On **3** Gp **b**

Lap	Lap Time	Lap Speed	Sector 1	Sector 2	Sector 3	Speed Trap
1	4:39.011	113.931		1:28.123	1:07.764	183.5
2	4:42.292	114.392	2:07.017	1:27.748	1:07.527	188.1
3	4:40.532	115.110	2:05.128	1:28.415	1:06.989	187.6
4	4:42.461	114.324	2:05.462	1:28.999	1:08.000	188.1
5	4:41.255	114.814	2:05.490	1:28.598	1:07.167	188.1
6	4:42.732	114.214	2:06.616	1:28.637	1:07.479	180.0
7	4:42.216	114.423	2:06.440	1:29.016	1:06.760	183.5
<i>Ideal</i>	<i>4:39.636</i>	<i>115.479</i>	<i>2:05.128</i>	<i>1:27.748</i>	<i>1:06.760</i>	<i>188.1</i>

12 **14 Ilja CALJOUW**

Total Time **32:51.420** Avg Speed **114.405** Behind **2:29.738**
 Best Time **4:40.528** Best Speed **115.112** On **3** Gp **b**

Lap	Lap Time	Lap Speed	Sector 1	Sector 2	Sector 3	Speed Trap
1	4:38.637	114.084			1:27.879	1:08.111 187.0
2	4:42.231	114.417	2:06.541	1:27.958	1:07.732	190.7
3	4:40.528	115.112	2:05.123	1:28.347	1:07.058	192.9
4	4:42.670	114.239	2:05.475	1:28.985	1:08.210	192.4
5	4:42.434	114.335	2:05.295	1:29.333	1:07.806	191.8
6	4:42.231	114.417	2:05.124	1:29.525	1:07.582	187.0
7	4:42.689	114.232	2:05.500	1:29.861	1:07.328	187.0
<i>Ideal</i>	<i>4:40.060</i>	<i>115.304</i>	<i>2:05.123</i>	<i>1:27.879</i>	<i>1:07.058</i>	<i>192.9</i>





SUPERBIKE

Race 6 - Merrow Hotel & Spa NW200 Superbike

Saturday, 14 May 2022

DETAILED SECTOR ANALYSIS

Race Classification

Position

13 **12 Joey THOMPSON**
 Total Time **33:28.574** Avg Speed **112.289** Behind **3:06.892**
 Best Time **4:42.119** Best Speed **114.462** On **5** Gp **b**

Lap	Lap Time	Lap Speed	Sector 1	Sector 2	Sector 3	Speed Trap
1	5:06.863	103.590		1:26.441	1:11.572	188.6
2	4:44.700	113.425	2:07.811	1:27.942	1:08.947	201.0
3	4:43.544	113.887	2:06.448	1:27.138	1:09.958	202.8
4	4:44.508	113.501	2:08.636	1:27.063	1:08.809	198.0
5	4:42.119	114.462	2:06.203	1:27.689	1:08.227	201.0
6	4:43.140	114.050	2:06.833	1:27.564	1:08.743	177.2
7	4:43.700	113.824	2:06.806	1:27.463	1:09.431	198.0
<i>Ideal</i>	<i>4:40.871</i>	<i>114.971</i>	<i>2:06.203</i>	<i>1:26.441</i>	<i>1:08.227</i>	<i>202.8</i>

14 **88 Josh DALEY**

Total Time **33:28.743** Avg Speed **112.279** Behind **3:07.061**
 Best Time **4:43.450** Best Speed **113.925** On **7** Gp **b**

Lap	Lap Time	Lap Speed	Sector 1	Sector 2	Sector 3	Speed Trap
1	4:50.088	109.581		1:28.462	1:09.014	200.4
2	4:47.240	112.422	2:09.054	1:28.535	1:09.651	200.4
3	4:45.807	112.985	2:07.466	1:28.971	1:09.370	192.9
4	4:48.307	112.006	2:08.678	1:29.559	1:10.070	192.4
5	4:47.038	112.501	2:08.818	1:29.070	1:09.150	192.4
6	4:46.813	112.589	2:08.298	1:28.722	1:09.793	190.2
7	4:43.450	113.925	2:06.119	1:28.294	1:09.037	198.0
<i>Ideal</i>	<i>4:43.427</i>	<i>113.934</i>	<i>2:06.119</i>	<i>1:28.294</i>	<i>1:09.014</i>	<i>200.4</i>

15 **52 Chris SARBORA**

Total Time **33:32.883** Avg Speed **112.048** Behind **3:11.201**
 Best Time **4:44.313** Best Speed **113.579** On **6** Gp **b**

Lap	Lap Time	Lap Speed	Sector 1	Sector 2	Sector 3	Speed Trap
1	4:49.873	109.662		1:31.523	1:10.356	191.8
2	4:48.065	112.100	2:09.603	1:29.664	1:08.798	186.0
3	4:47.157	112.454	2:07.655	1:30.346	1:09.156	185.0
4	4:49.320	111.613	2:09.420	1:30.109	1:09.791	180.5
5	4:47.017	112.509	2:07.749	1:30.767	1:08.501	184.0
6	4:44.313	113.579	2:06.392	1:29.164	1:08.757	189.7
7	4:47.138	112.462	2:07.502	1:30.068	1:09.568	192.9
<i>Ideal</i>	<i>4:44.057</i>	<i>113.681</i>	<i>2:06.392</i>	<i>1:29.164</i>	<i>1:08.501</i>	<i>192.9</i>

Race Classification

Position

16 **38 Paul WILLIAMS**
 Total Time **33:40.625** Avg Speed **111.619** Behind **3:18.943**
 Best Time **4:47.093** Best Speed **112.479** On **5** Gp **b**

Lap	Lap Time	Lap Speed	Sector 1	Sector 2	Sector 3	Speed Trap
1	4:44.678	111.663		1:29.938	1:08.414	180.5
2	4:51.457	110.795	2:08.925	1:32.041	1:10.491	186.0
3	4:49.354	111.600	2:09.689	1:31.204	1:08.461	174.4
4	4:48.150	112.067	2:09.280	1:30.329	1:08.541	184.5
5	4:47.093	112.479	2:07.767	1:30.591	1:08.735	182.5
6	4:47.152	112.456	2:08.268	1:30.282	1:08.602	172.2
7	4:52.741	110.309	2:08.138	1:32.784	1:11.819	186.5
<i>Ideal</i>	<i>4:46.119</i>	<i>112.862</i>	<i>2:07.767</i>	<i>1:29.938</i>	<i>1:08.414</i>	<i>186.5</i>

17 **87 Patricia FERNANDEZ**

Total Time **33:58.521** Avg Speed **110.639** Behind **3:36.839**
 Best Time **4:50.275** Best Speed **111.246** On **5** Gp **b**

Lap	Lap Time	Lap Speed	Sector 1	Sector 2	Sector 3	Speed Trap
1	4:48.916	110.025		1:29.845	1:10.751	188.6
2	4:52.883	110.256	2:11.083	1:31.460	1:10.340	185.5
3	4:53.094	110.176	2:11.200	1:30.777	1:11.117	179.1
4	4:50.454	111.178	2:09.998	1:30.266	1:10.190	183.5
5	4:50.275	111.246	2:09.346	1:30.413	1:10.516	184.0
6	4:50.744	111.067	2:10.211	1:29.650	1:10.883	188.1
7	4:52.155	110.530	2:10.015	1:31.131	1:11.009	185.0
<i>Ideal</i>	<i>4:49.186</i>	<i>111.665</i>	<i>2:09.346</i>	<i>1:29.650</i>	<i>1:10.190</i>	<i>188.6</i>

18 **40 Nadieh SCHOOTS**

Total Time **33:58.807** Avg Speed **110.624** Behind **3:37.125**
 Best Time **4:50.243** Best Speed **111.258** On **5** Gp **b**

Lap	Lap Time	Lap Speed	Sector 1	Sector 2	Sector 3	Speed Trap
1	4:49.242	109.901		1:29.845	1:10.618	185.0
2	4:52.211	110.509	2:11.465	1:30.587	1:10.159	185.0
3	4:52.087	110.556	2:11.194	1:30.514	1:10.379	181.0
4	4:52.167	110.526	2:10.807	1:31.310	1:10.050	180.0
5	4:50.243	111.258	2:10.101	1:30.231	1:09.911	185.5
6	4:50.762	111.060	2:10.195	1:30.013	1:10.554	184.5
7	4:52.095	110.553	2:10.427	1:30.719	1:10.949	184.0
<i>Ideal</i>	<i>4:49.857</i>	<i>111.407</i>	<i>2:10.101</i>	<i>1:29.845</i>	<i>1:09.911</i>	<i>185.5</i>





SUPERBIKE

Race 6 - Merrow Hotel & Spa NW200 Superbike

Saturday, 14 May 2022

DETAILED SECTOR ANALYSIS

Race Classification

Position

19 35 Olivier LUPBERGERTotal Time **29:40.471** Avg Speed **108.538** Behind **1 Lap**Best Time **4:50.509** Best Speed **111.157** On **2** Gp **b**

Lap	Lap Time	Lap Speed	Sector 1	Sector 2	Sector 3	Speed Trap
1	4:52.071	108.837		1:31.630	1:10.191	190.7
2	4:50.509	111.157	2:10.145	1:30.483	1:09.881	189.1
3	4:53.087	110.179	2:11.352	1:30.799	1:10.936	189.1
4	5:06.617	105.317	2:21.960	1:33.314	1:11.343	185.0
5	4:58.594	108.147	2:13.221	1:33.486	1:11.887	184.5
6	4:59.593	107.786	2:13.502	1:33.407	1:12.684	183.0
<i>Ideal</i>	<i>4:50.509</i>	<i>111.157</i>	<i>2:10.145</i>	<i>1:30.483</i>	<i>1:09.881</i>	<i>190.7</i>

Not Classified

Position

DNF 30 Kamil HOLANTotal Time **19:43.558** Avg Speed **108.710** BehindBest Time **4:45.310** Best Speed **113.182** On **2** Gp **b**

Lap	Lap Time	Lap Speed	Sector 1	Sector 2	Sector 3	Speed Trap
1	4:57.585	106.820		1:29.169	1:08.459	192.4
2	4:45.310	113.182	2:06.838	1:29.816	1:08.656	191.3
3	4:49.585	111.511	2:10.449	1:30.159	1:08.977	177.2
4	5:11.078	103.807	2:05.745	1:47.140		186.5
<i>Ideal</i>	<i>4:43.373</i>	<i>113.956</i>	<i>2:05.745</i>	<i>1:29.169</i>	<i>1:08.459</i>	<i>192.4</i>

DNF 44 Mike BOOTHTotal Time **4:38.254** Avg Speed **114.241** BehindBest Time Best Speed On Gp **b**

Lap	Lap Time	Lap Speed	Sector 1	Sector 2	Sector 3	Speed Trap
1	4:38.254	114.241		1:28.630	1:07.304	186.0
<i>Ideal</i>	<i>0.000</i>	<i>0.000</i>		<i>1:28.630</i>	<i>1:07.304</i>	<i>186.0</i>

DNF 76 Mark PURSLOWTotal Time **5:34.036** Avg Speed **95.163** BehindBest Time Best Speed On Gp **b**

Lap	Lap Time	Lap Speed	Sector 1	Sector 2	Sector 3	Speed Trap
1	5:34.036	95.163		1:28.553		184.5
<i>Ideal</i>	<i>0.000</i>	<i>0.000</i>		<i>1:28.553</i>		<i>184.5</i>

SUPERBIKE

Race 6 - Merrow Hotel & Spa NW200 Superbike

LAP CHART



1

No	Name	Gp	Time of Day	Lap Time
1	Glenn IRWIN	a	15:18:32.809	4:14.975
47	Richard COOPER	a	15:18:33.817	4:15.983
72	Josh BROOKES	a	15:18:36.005	4:18.171
2	John McGUINNESS	a	15:18:43.524	4:25.690
37	James HILLIER	a	15:18:44.191	4:26.357
3	Michael RUTTER	a	15:18:46.886	4:29.052
9	Craig NEVE	a	15:18:52.881	4:35.047
4	Ian HUTCHINSON	a	15:18:54.546	4:36.712
44	Mike BOOTH	b	15:18:56.088	4:38.254
14	Ilja CALJOUW	b	15:18:56.471	4:38.637
91	Julian TRUMMER	b	15:18:56.845	4:39.011
8	Lukas MAURER	b	15:18:57.098	4:39.264
77	Phillip CROWE	a	15:18:59.067	4:41.233
38	Paul WILLIAMS	b	15:19:02.512	4:44.678
87	Patricia FERNANDEZ	b	15:19:06.750	4:48.916
40	Nadieh SCHOOTS	b	15:19:07.076	4:49.242
52	Chris SARBORA	b	15:19:07.707	4:49.873
88	Josh DALEY	b	15:19:07.922	4:50.088
35	Olivier LUPBERGER	b	15:19:09.905	4:52.071
30	Kamil HOLAN	b	15:19:15.419	4:57.585
12	Joey THOMPSON	b	15:19:24.697	5:06.863
76	Mark PURSLOW	b	15:19:51.870	5:34.036

2

No	Name	Gp	Time of Day	Lap Time
1	Glenn IRWIN	a	15:22:52.119	4:19.310
47	Richard COOPER	a	15:22:53.097	4:19.280
72	Josh BROOKES	a	15:22:58.241	4:22.236
37	James HILLIER	a	15:23:13.730	4:29.539
2	John McGUINNESS	a	15:23:14.380	4:30.856
3	Michael RUTTER	a	15:23:15.842	4:28.956
4	Ian HUTCHINSON	a	15:23:22.973	4:28.427
9	Craig NEVE	a	15:23:27.942	4:35.061
77	Phillip CROWE	a	15:23:34.794	4:35.727
8	Lukas MAURER	b	15:23:34.988	4:37.890
14	Ilja CALJOUW	b	15:23:38.702	4:42.231
91	Julian TRUMMER	b	15:23:39.137	4:42.292
38	Paul WILLIAMS	b	15:23:53.969	4:51.457
88	Josh DALEY	b	15:23:55.162	4:47.240
52	Chris SARBORA	b	15:23:55.772	4:48.065
40	Nadieh SCHOOTS	b	15:23:59.287	4:52.211
87	Patricia FERNANDEZ	b	15:23:59.633	4:52.883
35	Olivier LUPBERGER	b	15:24:00.414	4:50.509
30	Kamil HOLAN	b	15:24:00.729	4:45.310
12	Joey THOMPSON	b	15:24:09.397	4:44.700

3

No	Name	Gp	Time of Day	Lap Time
1	Glenn IRWIN	a	15:27:11.167	4:19.048
47	Richard COOPER	a	15:27:13.516	4:20.419
72	Josh BROOKES	a	15:27:20.725	4:22.484
37	James HILLIER	a	15:27:42.815	4:29.085
2	John McGUINNESS	a	15:27:43.628	4:29.248
3	Michael RUTTER	a	15:27:44.264	4:28.422
4	Ian HUTCHINSON	a	15:27:49.569	4:26.596
9	Craig NEVE	a	15:28:04.754	4:36.812
8	Lukas MAURER	b	15:28:10.095	4:35.107
77	Phillip CROWE	a	15:28:10.353	4:35.559
14	Ilja CALJOUW	b	15:28:19.230	4:40.528
91	Julian TRUMMER	b	15:28:19.669	4:40.532
88	Josh DALEY	b	15:28:40.969	4:45.807
52	Chris SARBORA	b	15:28:42.929	4:47.157
38	Paul WILLIAMS	b	15:28:43.323	4:49.354
30	Kamil HOLAN	b	15:28:50.314	4:49.585
40	Nadieh SCHOOTS	b	15:28:51.374	4:52.087
87	Patricia FERNANDEZ	b	15:28:52.727	4:53.094
12	Joey THOMPSON	b	15:28:52.941	4:43.544
35	Olivier LUPBERGER	b	15:28:53.501	4:53.087

4

No	Name	Gp	Time of Day	Lap Time
1	Glenn IRWIN	a	15:31:30.642	4:19.475
47	Richard COOPER	a	15:31:34.474	4:20.958
72	Josh BROOKES	a	15:31:59.057	4:38.332
37	James HILLIER	a	15:32:11.766	4:28.951
2	John McGUINNESS	a	15:32:12.343	4:28.715
3	Michael RUTTER	a	15:32:12.838	4:28.574
4	Ian HUTCHINSON	a	15:32:14.736	4:25.167
9	Craig NEVE	a	15:32:40.988	4:36.234
8	Lukas MAURER	b	15:32:45.709	4:35.614
77	Phillip CROWE	a	15:32:46.189	4:35.836
14	Ilja CALJOUW	b	15:33:01.900	4:42.670
91	Julian TRUMMER	b	15:33:02.130	4:42.461
88	Josh DALEY	b	15:33:29.276	4:48.307
38	Paul WILLIAMS	b	15:33:31.473	4:48.150
52	Chris SARBORA	b	15:33:32.249	4:49.320
12	Joey THOMPSON	b	15:33:37.449	4:44.508
87	Patricia FERNANDEZ	b	15:33:43.181	4:50.454
40	Nadieh SCHOOTS	b	15:33:43.541	4:52.167
35	Olivier LUPBERGER	b	15:34:00.118	5:06.617
30	Kamil HOLAN	b	15:34:01.392	5:11.078

5

No	Name	Gp	Time of Day	Lap Time
1	Glenn IRWIN	a	15:35:51.426	4:20.784
47	Richard COOPER	a	15:35:56.170	4:21.696
72	Josh BROOKES	a	15:36:22.953	4:23.896
37	James HILLIER	a	15:36:40.763	4:28.997
4	Ian HUTCHINSON	a	15:36:41.582	4:26.846
2	John McGUINNESS	a	15:36:42.058	4:29.715
3	Michael RUTTER	a	15:36:42.538	4:29.700
9	Craig NEVE	a	15:37:19.167	4:38.179
77	Phillip CROWE	a	15:37:20.858	4:34.669
8	Lukas MAURER	b	15:37:22.818	4:37.109
91	Julian TRUMMER	b	15:37:43.385	4:41.255
14	Ilja CALJOUW	b	15:37:44.334	4:42.434
88	Josh DALEY	b	15:38:16.314	4:47.038
38	Paul WILLIAMS	b	15:38:18.566	4:47.093
52	Chris SARBORA	b	15:38:19.266	4:47.017
12	Joey THOMPSON	b	15:38:19.568	4:42.119
87	Patricia FERNANDEZ	b	15:38:33.456	4:50.275
40	Nadieh SCHOOTS	b	15:38:33.784	4:50.243
35	Olivier LUPBERGER	b	15:38:58.712	4:58.594

6

No	Name	Gp	Time of Day	Lap Time
1	Glenn IRWIN	a	15:40:12.094	4:20.668
47	Richard COOPER	a	15:40:18.103	4:21.933
72	Josh BROOKES	a	15:40:45.815	4:22.862
4	Ian HUTCHINSON	a	15:41:10.390	4:28.808
37	James HILLIER	a	15:41:10.699	4:29.936
2	John McGUINNESS	a	15:41:10.979	4:28.921
3	Michael RUTTER	a	15:41:18.923	4:36.385
77	Phillip CROWE	a	15:41:54.700	4:33.842
9	Craig NEVE	a	15:41:55.896	4:36.729
8	Lukas MAURER	b	15:42:02.605	4:39.787
91	Julian TRUMMER	b	15:42:26.117	4:42.732
14	Ilja CALJOUW	b	15:42:26.565	4:42.231
12	Joey THOMPSON	b	15:43:02.708	4:43.140
88	Josh DALEY	b	15:43:03.127	4:46.813
52	Chris SARBORA	b	15:43:03.579	4:44.313
38	Paul WILLIAMS	b	15:43:05.718	4:47.152
87	Patricia FERNANDEZ	b	15:43:24.200	4:50.744
40	Nadieh SCHOOTS	b	15:43:24.546	4:50.762
35	Olivier LUPBERGER	b	15:43:58.305	4:59.593

SUPERBIKE

Race 6 - Merrow Hotel & Spa NW200 Superbike

LAP CHART



7

No	Name	Gp	Time of Day	Lap Time
1	Glenn IRWIN	a	15:44:39.516	4:27.422
47	Richard COOPER	a	15:44:42.010	4:23.907
72	Josh BROOKES	a	15:45:08.473	4:22.658
4	Ian HUTCHINSON	a	15:45:39.086	4:28.696
37	James HILLIER	a	15:45:39.942	4:29.243
2	John McGUINNESS	a	15:45:42.498	4:31.519
3	Michael RUTTER	a	15:46:03.144	4:44.221
77	Phillip CROWE	a	15:46:28.334	4:33.634
9	Craig NEVE	a	15:46:37.037	4:41.141
8	Lukas MAURER	b	15:46:47.867	4:45.262
91	Julian TRUMMER	b	15:47:08.333	4:42.216
14	Ilja CALJOUW	b	15:47:09.254	4:42.689
12	Joey THOMPSON	b	15:47:46.408	4:43.700
88	Josh DALEY	b	15:47:46.577	4:43.450
52	Chris SARBORA	b	15:47:50.717	4:47.138
38	Paul WILLIAMS	b	15:47:58.459	4:52.741
87	Patricia FERNANDEZ	b	15:48:16.355	4:52.155
40	Nadieh SCHOOTS	b	15:48:16.641	4:52.095

fonaCAB and Nicholl Oils NORTH WEST 200

SUPERBIKE

Race 6 - Merrow Hotel & Spa NW200 Superbike

SECTOR ANALYSIS

Perfect Lap (sum of best sectors) = 4:18.214



SECTOR 1 FINISH - BALLYSALLY			SECTOR 2 BALLYSALLY - METROPOLE		SECTOR 3 METROPOLE - FINISH		IDEAL / BEST COMPARISON					
Pos	No	Name	Time	No	Name	Time	Pos	No	Name	Ideal Time	Best Time	Diff
1	47	Richard COOPER	1:55.678	72	Josh BROOKES	1:20.595	1	1	Glenn IRWIN	4:18.470	4:19.048	0.578
2	1	Glenn IRWIN	1:55.853	1	Glenn IRWIN	1:20.676	2	47	Richard COOPER	4:19.041	4:19.280	0.239
3	72	Josh BROOKES	1:57.282	47	Richard COOPER	1:20.696	3	72	Josh BROOKES	4:21.297	4:22.236	0.939
4	4	Ian HUTCHINSON	1:58.343	4	Ian HUTCHINSON	1:22.373	4	4	Ian HUTCHINSON	4:25.167	4:25.167	0.000
5	3	Michael RUTTER	1:59.618	37	James HILLIER	1:23.131	5	3	Michael RUTTER	4:27.296	4:28.422	1.126
6	37	James HILLIER	1:59.788	3	Michael RUTTER	1:23.339	6	2	John McGUINNESS	4:28.239	4:28.715	0.476
7	2	John McGUINNESS	2:00.146	2	John McGUINNESS	1:23.523	7	37	James HILLIER	4:27.372	4:28.951	1.579
8	77	Phillip CROWE	2:02.619	9	Craig NEVE	1:24.041	8	77	Phillip CROWE	4:33.568	4:33.634	0.066
9	8	Lukas MAURER	2:02.682	8	Lukas MAURER	1:25.229	9	9	Craig NEVE	4:33.629	4:35.061	1.432
10	9	Craig NEVE	2:03.149	12	Joey THOMPSON	1:26.441	10	8	Lukas MAURER	4:33.953	4:35.107	1.154
11	14	Ilja CALJOUW	2:05.123	77	Phillip CROWE	1:26.467	11	14	Ilja CALJOUW	4:40.060	4:40.528	0.468
12	91	Julian TRUMMER	2:05.128	91	Julian TRUMMER	1:27.748	12	91	Julian TRUMMER	4:39.636	4:40.532	0.896
13	30	Kamil HOLAN	2:05.745	14	Ilja CALJOUW	1:27.879	13	12	Joey THOMPSON	4:40.871	4:42.119	1.248
14	88	Josh DALEY	2:06.119	88	Josh DALEY	1:28.294	14	88	Josh DALEY	4:43.427	4:43.450	0.023
15	12	Joey THOMPSON	2:06.203	76	Mark PURSLOW	1:28.553	15	52	Chris SARBORA	4:44.057	4:44.313	0.256
16	52	Chris SARBORA	2:06.392	44	Mike BOOTH	1:28.630	16	30	Kamil HOLAN	4:43.373	4:45.310	1.937
17	38	Paul WILLIAMS	2:07.767	52	Chris SARBORA	1:29.164	17	38	Paul WILLIAMS	4:46.119	4:47.093	0.974
18	87	Patricia FERNANDEZ	2:09.346	30	Kamil HOLAN	1:29.169	18	40	Nadieh SCHOOTS	4:49.857	4:50.243	0.386
19	40	Nadieh SCHOOTS	2:10.101	87	Patricia FERNANDEZ	1:29.650	19	87	Patricia FERNANDEZ	4:49.186	4:50.275	1.089
20	35	Olivier LUPBERGER	2:10.145	40	Nadieh SCHOOTS	1:29.845	20	35	Olivier LUPBERGER	4:50.509	4:50.509	0.000
				38	Paul WILLIAMS	1:29.938						
				35	Olivier LUPBERGER	1:30.483						

fonaCAB and Nicholl Oils NORTH WEST 200



SUPERBIKE

Race 6 - Merrow Hotel & Spa NW200 Superbike

Saturday, 14 May 2022

SPEED TRAP ON APPROACH TO UNIVERSITY

Class	No/Name	Fastest	Lap 1	Lap 2	Lap 3	Lap 4	Lap 5	Lap 6	Lap 7	Lap 8	Lap 9	Lap 10	Lap 11	Lap 12
SBK	4 Ian HUTCHINSON	207.8	<u>207.8</u>	204.7	205.3	205.3	205.3	201.0	205.3					
SBK	37 James HILLIER	207.2	<u>207.2</u>	199.8	199.8	198.6	197.5	198.0	201.0					
SBK	72 Josh BROOKES	205.3	<u>205.3</u>	<u>205.3</u>	204.7	203.4	202.8	202.2	204.0					
SBK	47 Richard COOPER	203.4	<u>203.4</u>	<u>203.4</u>	202.2	202.8	200.4	202.8	202.8					
SBK	2 John McGUINNESS	203.4	202.2	193.5	<u>203.4</u>	195.2	197.5	200.4	194.6					
SBK	1 Glenn IRWIN	202.8	202.2	<u>202.8</u>	200.4	200.4	201.0	199.8	200.4					
SBK	12 Joey THOMPSON	202.8	188.6	201.0	<u>202.8</u>	198.0	201.0	177.2	198.0					
SBK	88 Josh DALEY	200.4	<u>200.4</u>	<u>200.4</u>	192.9	192.4	192.4	190.2	198.0					
SBK	3 Michael RUTTER	198.6	194.0	195.2	196.9	194.6	<u>198.6</u>	191.3	179.1					
SBK	9 Craig NEVE	195.2	186.5	<u>195.2</u>	190.2	191.3	188.1	188.1	190.2					
SBK	8 Lukas MAURER	194.0	<u>194.0</u>	191.8	192.4	191.3	191.3	191.8	186.5					
SBK	14 Ilja CALJOUW	192.9	187.0	190.7	<u>192.9</u>	192.4	191.8	187.0	187.0					
SBK	52 Chris SARBORA	192.9	191.8	186.0	185.0	180.5	184.0	189.7	<u>192.9</u>					
SBK	30 Kamil HOLAN	192.4	<u>192.4</u>	191.3	177.2	186.5								
SBK	35 Olivier LUPBERGER	190.7	<u>190.7</u>	189.1	189.1	185.0	184.5	183.0						
SBK	87 Patricia FERNANDEZ	188.6	<u>188.6</u>	185.5	179.1	183.5	184.0	188.1	185.0					
SBK	91 Julian TRUMMER	188.1	183.5	<u>188.1</u>	187.6	<u>188.1</u>	<u>188.1</u>	180.0	183.5					
SBK	77 Phillip CROWE	187.0	184.5	<u>187.0</u>	186.0	184.5	185.0	184.0	185.0					
SBK	38 Paul WILLIAMS	186.5	180.5	186.0	174.4	184.5	182.5	172.2	<u>186.5</u>					
SBK	44 Mike BOOTH	186.0	<u>186.0</u>											
SBK	40 Nadieh SCHOOTS	185.5	185.0	185.0	181.0	180.0	<u>185.5</u>	184.5	184.0					
SBK	76 Mark PURSLOW	184.5	<u>184.5</u>											