



Tuesday 9th – Saturday 13th May 2023

**promoted by
Coleraine & District Motor Club
www.northwest200.org**



MERROW
HOTEL & SPA

SUPERBIKE



**Causeway
Coast & Glens
Borough Council**



**tourism
northernireland**

SPORT
Northern Ireland

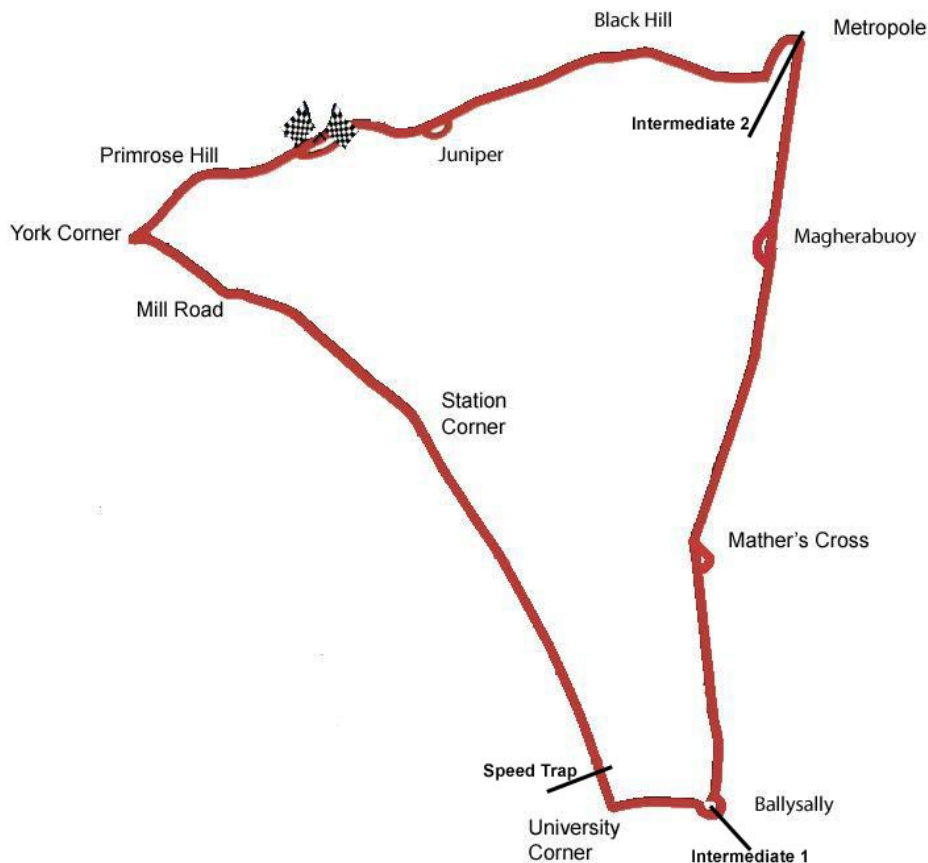


Department for
Communities
www.communities-ni.gov.uk



Department for
Infrastructure
www.infrastructure-ni.gov.uk

The Triangle Circuit 8.970 miles



MOST WINS at NORTH WEST 200

Alastair Seeley	27	2008 - 22	(Supersport – 13, Superstock – 10, Superbike – 4)
Robert Dunlop	15	1986 - 06	(125 – 5, 250 – 4, 350 – 1, Superbike – 5)
Michael Rutter	14	1997 - 17	(Supertwin – 1, Supersport – 2, Prod'n/S'tock – 2, Superbike – 9)
Joey Dunlop	13	1979 - 88	(250 – 1, 500 – 1, Production 750 – 2, Superbike – 9)
Phillip McCallen	11	1991 - 97	(250 – 2, 400 – 1, Supersport – 4, Superbike – 4)
Bruce Anstey (NZ)	10	2002 - 14	(Supersport – 5, Production/Superstock – 4, Superbike – 1)
Tony Rutter	9	1973 - 82	(250 – 2, 350 – 5, 500 – 1, Superbike – 1)
Ian Lougher	8	1991 - 05	(125 – 5, 250 – 1, Supersport – 1, Superstock – 1)
Steve Plater	8	2006 - 09	(Supersport – 3, Superbike – 5)
Steven Cull	6	1980 - 88	(250 – 3, 350 – 1, Superbike – 2)
John McGuinness	6	2000 - 12	(250 – 1, 400 – 1, Supersport – 1, Superbike – 3)
Glenn Irwin	6	2017 - 22	(Superbike – 6)
Arthur Wheeler	5	1951 - 62	(250 – 5)
Tommy Robb	5	1959 - 65	(125 – 1, 250 – 4)
John Williams	5	1974 - 77	(350 – 1, 500 – 2, Superbike – 2)
Mick Grant	5	1975 - 82	(500 – 2, Superbike – 3)
Woolsey Coulter	5	1989 - 98	(250 – 5)
Ian Simpson	5	1995 - 98	(Supersport – 1, Production – 1, Superbike – 3)
Ryan Farquhar	5	2003 - 15	(Supertwin – 2, Supersport – 3)
Michael Dunlop	5	2008 - 16	(250 – 1, Supersport – 1, Superstock – 1, Superbike – 2)
Lee Johnston	5	2014 - 22	(Supertwin – 2, Supersport – 2, Superstock – 1)
Ernie Nott	4	1929 - 32	(500 – 4)
Jimmie Guthrie	4	1934 - 37	(500 – 4)
Bob McIntyre	4	1953 - 61	(350 – 2, 500 – 2)
Eddie Laycock	4	1986 - 90	(250 – 4)
David Jefferies	4	1999 - 02	(Supersport – 1, Superbike – 3)
William Dunlop	4	2009 - 14	(125 – 1, 250 – 1, Supersport – 1, Superbike – 1)

The Triangle Circuit 8.970 miles

LAP & RACE RECORDS & BEST SECTORS ANALYSIS (RACE & QUALIFYING)

at the start of the meeting

SUPERTWIN	Name	Machine	Laps	m	s	mph	Session & Year
Lap Record	Jeremy McWilliams	Paton	4	50.038		111.337	Supertwin-2 2022
Best Qualifying Lap	Richard Cooper	Kawasaki	4	51.951		110.608	Thu Qualifying 2022
Best Sector 1	Jeremy McWilliams	Paton	2	09.536		113.014	Supertwin-2 2022
Best Sector 2	Pierre-Yves Bian	Paton	1	31.561		121.178	Supertwin-1 2022
Best Sector 3	Lee Johnston	Aprilia	1	06.707		98.302	Supertwin-2 2022
Ideal Lap (sum of best sectors)			4	47.804		112.201	
Difference (Best Lap – Ideal Lap)					2.234		
Race Record	Joe Loughlin	Paton	4	19	19.849	110.932	Supertwin-2 2022

SUPERSPORT	Name	Machine	Laps	m	s	mph	Session & Year
Lap Record	Davey Todd	Honda	4	33.577		118.036	Supersport-2 2022
Best Qualifying Lap	Alastair Seeley	Yamaha	4	35.624		117.160	Thu Qualifying 2014
Best Sector 1	Davey Todd	Honda	2	02.249		119.751	Supersport-2 2022
Best Sector 2	Alastair Seeley	Yamaha	1	25.133		130.328	Supersport-1 2018
Best Sector 3	Alastair Seeley	Yamaha	1	03.897		102.625	Supersport-2 2018
Ideal Lap (sum of best sectors)			4	31.279		119.036	
Difference (Best Lap – Ideal Lap)					2.298		
Race Record	Lee Johnston	Yamaha	6	27	31.644	117.003	Supersport-2 2022

SUPERSTOCK	Name	Machine	Laps	m	s	mph	Session & Year
Lap Record	Davey Todd	Honda	4	20.640		123.895	Superstock-2 2022
Best Qualifying Lap	Alastair Seeley	BMW	4	22.104		123.203	Thu Qualifying 2017
Best Sector 1	Davey Todd	Honda	1	56.456		125.708	Superstock-2 2022
Best Sector 2	Alastair Seeley	BMW	1	20.774		137.361	Superstock-2 2018
Best Sector 3	Peter Hickman	BMW	1	02.373		105.132	Superstock-1 2019
Ideal Lap (sum of best sectors)			4	19.603		124.390	
Difference (Best Lap – Ideal Lap)					1.037		
Race Record	Alastair Seeley	BMW	6	26	22.328	122.129	Superstock-1 2017

SUPERBIKE	Name	Machine	Laps	m	s	mph	Session & Year
Lap Record	Peter Hickman	BMW	4	18.753		124.799	Superbike-1 2022
Best Qualifying Lap	Glenn Irwin	Honda	4	20.205		124.102	Thu Qualifying 2022
Best Sector 1	Peter Hickman	BMW	1	55.572		126.669	Superbike-1 2022
Best Sector 2	Alastair Seeley	BMW	1	19.340		139.844	Superbike-2 2017
Best Sector 3	Glenn Irwin	Honda	1	01.941		105.865	Superbike-2 2022
Ideal Lap (sum of best sectors)			4	16.853		125.722	
Difference (Best Lap – Ideal Lap)					1.900		
Race Record	Glenn Irwin	Honda	6	25	59.274	123.935	Superbike-1 2022

Sector	Description	Distance
Sector 1	Finish to Ballysally Roundabout	4.0665 miles
Sector 2	Ballysally Roundabout to Metropole	3.0820 miles
Sector 3	Metropole to Finish	1.8215 miles

FASTEST SPEED TRAP SPEEDS

Class	Name	Machine	mph	Session & Year
Superbike	Bruce Anstey	Honda	209.8	2016 Superbike-1
Superbike	Martin Jessopp	Ducati	208	2012 Tue Qualifying
Superbike	Ian Hutchinson	BMW	207.8	2022 Superbike-2
Superbike	James Hillier	Yamaha	207.2	2022 Superbike-2
Superbike	Michael Rutter	BMW	205.9	2016 Superbike-1
Superstock	Michael Dunlop	BMW	205.9	2016 Superstock-1
Supersport	William Dunlop	Yamaha	184.5	2016 Supersport-1
Supersport	Ian Hutchinson	Yamaha	184.5	2016 Supersport-2
Supertwin	Michael Rutter	Kawasaki	165.8	2019 Supertwin-1

fonaCAB and Nicholl Oils NORTH WEST 200 SUPERBIKE


Q2: First Qualifying
Tuesday, 09 May 2023



				Qualifying Time	5:15.043	Qualifying Speed	102.5			
Pos	Class	No	Name	Machine / Sponsor	Time	Best Lap Behind	Speed	On	Total Laps	Qualifying Laps
Qualifying Classification										
1	SBK	6	Michael DUNLOP	Honda - Hawk Racing	4:22.658		122.943	5	6	4
2	SBK	34	Alastair SEELEY	BMW - Milwaukee BMW Motorrad	4:24.587	1.929	122.047	5	5	5
3	SBK	13	Lee JOHNSTON	Honda - Ashcourt Racing	4:28.887	6.229	120.095	4	5	2
4	SBK	60	Peter HICKMAN	BMW - FHO Racing BMW Motorrad	4:29.922	7.264	119.635	3	6	3
5	SBK	3	John McGUINNESS	Honda - Honda Racing UK	4:30.287	7.629	119.473	6	7	5
6	SBK	5	Dean HARRISON	Kawasaki - DAO Racing	4:30.379	7.721	119.432	4	7	6
7	SBK	74	Davey TODD	Honda - Milenco by Padgett's Motorcycles	4:30.740	8.082	119.273	5	6	6
8	SBK	1	Glenn IRWIN	Ducati - BeerMonster Ducati	4:31.076	8.418	119.125	3	6	5
9	SBK	24	Conor CUMMINS	Honda - Milenco by Padgett's Motorcycles	4:32.146	9.488	118.657	3	6	4
10	SBK	16	Mike BROWNE	BMW - Burrows by RK Racing	4:33.796	11.138	117.942	4	6	4
11	SBK	15	Nathan HARRISON	Honda - Honda Racing UK	4:38.249	15.591	116.054	5	6	5
12	SBK	65	Michael SWEENEY	BMW - MJR Racing	4:38.267	15.609	116.047	3	4	3
13	SBK	56	Adam McLEAN	Kawasaki - JMcC Roofing Racing	4:39.017	16.359	115.735	4	5	4
14	SBK	4	Michael RUTTER	Honda - Bathams Racing	4:39.962	17.304	115.344	3	6	3
15	SBK	7	Sam WEST	BMW - Moto-Hub.co.uk	4:41.512	18.854	114.709	4	5	3
16	SBK	9	Craig NEVE	Honda - Bathams Racing	4:41.588	18.930	114.678	3	6	3
17	SBK	37	James HILLIER	Yamaha - OMG Racing	4:42.236	19.578	114.415	3	5	4
18	SBK	111	Brian McCORMACK	BMW - Roadhouse Macau/FHO	4:42.238	19.580	114.414	3	5	3
19	SBK	22	Paul JORDAN	Yamaha - PreZ Racing by Prosper2	4:43.910	21.252	113.740	2	5	2
20	SBK	38	Erno KOSTAMO	BMW - 38 Motorsport Syntainics	4:43.989	21.331	113.709	5	6	3
21	SBK	23	Gary McCOY	Suzuki - MadBros	4:44.269	21.611	113.597	6	6	5
22	SBK	14	David DATZER	BMW - MTP Racing by Penz 13	4:44.605	21.947	113.463	4	6	5
23	SBK	88	Emmet O'GRADY	Honda - TAG Racing	4:44.787	22.129	113.390	4	6	4
24	SBK	91	Julian TRUMMER	Honda - WH Racing with Dynobike	4:45.987	23.329	112.914	5	6	4
25	SBK	50	Michael EVANS	Suzuki - Michael Evans Racing	4:47.206	24.548	112.435	4	5	4
26	SBK	8	Lukas MAURER	Kawasaki - Team Renngrib by Heidger	4:48.388	25.730	111.974	3	6	4
27	SBK	46	Leon JEACOCK	Suzuki - Powerslide Suzuki	4:49.437	26.779	111.568	4	5	4
28	SBK	66	Ryan GIBSON	Kawasaki - Gibson Motors	4:50.237	27.579	111.261	3	6	3
29	SBK	58	Eddy FERRE	BMW - Racing Team 38	4:51.061	28.403	110.946	2	5	3
30	SBK	10	James CHAWKE	Suzuki - Chawkie Racing	4:51.697	29.039	110.704	4	6	3
31	SBK	96	Dom HERBERTSON	Honda - Wilson Craig Racing	4:52.449	29.791	110.419	2	4	2
32	SBK	401	Amalric BLANC	BMW - Team B&M Gazzz 58	4:53.057	30.399	110.190	3	3	2
33	SBK	39	Anthony REDMOND	BMW - Reds Garage IOM	4:54.531	31.873	109.639	4	5	4
34	SBK	12	Raul TORRAS	Honda - Toll Racing Team	4:55.571	32.913	109.253	5	6	3
35	SBK	40	Nadieh SCHOOTS	Kawasaki - Rebel Racing	4:56.347	33.689	108.967	4	6	5
36	SBK	32	Martin MORRIS	BMW - Obsession Engineering	4:56.869	34.211	108.775	4	6	5
37	SBK	474	Kamil HOLAN	Kawasaki - Blue Garage Racing	4:57.231	34.573	108.643	5	6	5
38	SBK	119	Kris DUNCAN	Yamaha - plantfitter.com/KD Racing	4:57.787	35.129	108.440	3	6	5
39	SBK	21	Phil STEWART	BMW - Phil Stewart Slaters	4:58.078	35.420	108.334	3	6	5
40	SBK	55	Donald MacFADYEN	Yamaha - MacFadyen Racing	5:02.594	39.936	106.717	4	6	5
41	SBK	87	Patricia FERNANDEZ WEST	Kawasaki - JMcC Roofing Racing	5:05.299	42.641	105.772	5	6	4
42	SBK	62	Gerald DATH	Honda - Optimark Road Racing	5:05.929	43.271	105.554	2	5	2
43	SBK	19	Jean Pierre POLET	BMW - JP Racing	5:06.693	44.035	105.291	5	6	4
44	SBK	69	Brad CLARKE	Suzuki - Powerslide Suzuki	5:06.888	44.230	105.224	5	6	2
45	SBK	64	Chris SARBORA	BMW - Moto-Hub.co.uk	5:06.981	44.323	105.192	4	6	2
46	SBK	83	Andy McALLISTER	Kawasaki - Mac Racing	5:10.011	47.353	104.164	4	6	3
47	SBK	59	Dave HEWSON	BMW - Obsession Engineering	5:10.472	47.814	104.009	3	5	2
48	SBK	43	Stephen DEGNAN	Kawasaki	5:10.758	48.100	103.914	4	5	3
49	SBK	44	Liam CHAWKE	Suzuki - Chawkie Racing	5:10.905	48.247	103.865	2	6	3
Non Qualifiers										
SBK	25	Josh BROOKES	BMW - FHO Racing BMW Motorrad	5:09.601	46.943	104.302	1	1	1	
SBK	93	Paul CRANSTON	Suzuki - P & J Fuel Haulage	5:12.057	49.399	103.481	2	3	1	
SBK	85	Olivier LUPBERGER	Kawasaki - Team Renngrib by Heidger	5:22.040	59.382	100.273	4	5	0	
SBK	94	Stephen PARSONS	Kawasaki - Giraffe Racing	6:32.048	2:09.390	82.367	1	1	0	
SBK	42	Jonathan PERRY	Kawasaki - Gordon Huxley Racing	7:53.863	3:31.205	68.146	1	1	0	
SBK	109	Neil KERNOHAN	Yamaha - Kernohan Racing	10:10.276	5:47.618	52.914	2	2	0	

Provisional result to be confirmed by the Stewards of the Meeting subject to completion of technical inspections & the time limit for protests

Page 1 / 1

Circuit	The Triangle	Signed	Organising Club	Coleraine & District Motor Club
Length(miles)	8.9700 Lap 1 (8.8300)		Qualifying Started	12:21
Weather	Cloudy	Chief Timekeeper		
Track	Dry, 30°C	Issued At: 12:59		





SUPERBIKE

Q2: First Qualifying

Tuesday, 09 May 2023

DETAILED SECTOR ANALYSIS

Qualifying Classification

Position

1 6 Michael DUNLOP

SBK Behind

Best Time **4:22.658** Best Speed **122.943** On **5** Gp

Lap	Lap Time	Lap Speed	Sector 1	Sector 2	Sector 3	Speed Trap
1	7:31.319	70.434	1:24.695	1:07.019	201.6	
2	4:25.869	121.458	1:59.788	1:21.391	1:04.690	199.8
3	4:36.914	116.614	2:03.202	1:23.366		191.8
4	8:48.630	61.086		1:22.442	1:05.648	202.2
5	4:22.658	122.943	1:58.038	1:20.772	1:03.848	202.2
6	5:12.720	103.262	2:30.942	1:23.142		199.2
<i>Ideal</i>	<i>4:22.658</i>	<i>122.943</i>	<i>1:58.038</i>	<i>1:20.772</i>	<i>1:03.848</i>	<i>202.2</i>

2 34 Alastair SEELEYSBK Behind **1.929**Best Time **4:24.587** Best Speed **122.047** On **5** Gp

Lap	Lap Time	Lap Speed	Sector 1	Sector 2	Sector 3	Speed Trap
1	5:09.251	102.790		1:22.742	1:07.916	190.7
2	4:29.330	119.898	2:01.943	1:22.284	1:05.103	205.9
3	4:28.055	120.468	1:59.770	1:22.176	1:06.109	207.2
4	4:27.931	120.524	2:01.059	1:22.126	1:04.746	205.3
5	4:24.587	122.047	1:58.229	1:21.031	1:05.327	204.7
<i>Ideal</i>	<i>4:24.006</i>	<i>122.315</i>	<i>1:58.229</i>	<i>1:21.031</i>	<i>1:04.746</i>	<i>207.2</i>

3 13 Lee JOHNSTONSBK Behind **6.229**Best Time **4:28.887** Best Speed **120.095** On **4** Gp

Lap	Lap Time	Lap Speed	Sector 1	Sector 2	Sector 3	Speed Trap
1	8:43.384	60.736		1:31.988		195.2
2	10:24.095	51.742		1:24.045	1:05.618	197.5
3	4:30.359	119.441	2:02.931	1:22.726	1:04.702	198.0
4	4:28.887	120.095	2:01.042	1:23.122	1:04.723	195.7
5	5:32.635	97.079	2:40.029	1:27.888		178.6
<i>Ideal</i>	<i>4:28.470</i>	<i>120.282</i>	<i>2:01.042</i>	<i>1:22.726</i>	<i>1:04.702</i>	<i>198.0</i>

Qualifying Classification

Position

4 60 Peter HICKMANSBK Behind **7.264**Best Time **4:29.922** Best Speed **119.635** On **3** Gp

Lap	Lap Time	Lap Speed	Sector 1	Sector 2	Sector 3	Speed Trap
1	5:25.965	97.520		1:26.278	1:07.959	188.6
2	4:34.708	117.550	2:03.360	1:25.365	1:05.983	203.4
3	4:29.922	119.635	2:01.534	1:23.347	1:05.041	202.8
4	4:34.675	117.564	2:00.859	1:26.028		201.6
5	10:59.699	48.950		1:23.659	1:05.299	172.6
6	5:16.331	102.083	2:32.288	1:24.395	1:19.648	197.5
<i>Ideal</i>	<i>4:29.247</i>	<i>119.934</i>	<i>2:00.859</i>	<i>1:23.347</i>	<i>1:05.041</i>	<i>203.4</i>

5 3 John McGUINNESSSBK Behind **7.629**Best Time **4:30.287** Best Speed **119.473** On **6** Gp

Lap	Lap Time	Lap Speed	Sector 1	Sector 2	Sector 3	Speed Trap
1	5:15.571	100.732		1:27.510	1:08.860	189.1
2	4:38.517	115.943	2:05.939	1:26.491	1:06.087	190.7
3	4:31.730	118.839	2:02.269	1:23.871	1:05.590	196.3
4	4:34.963	117.441	2:04.012	1:24.979	1:05.972	183.5
5	4:34.428	117.670	2:04.616	1:24.423	1:05.389	190.2
6	4:30.287	119.473	2:01.767	1:23.469	1:05.051	197.5
7	5:31.900	97.294	2:31.888	1:33.463		174.0
<i>Ideal</i>	<i>4:30.287</i>	<i>119.473</i>	<i>2:01.767</i>	<i>1:23.469</i>	<i>1:05.051</i>	<i>197.5</i>

6 5 Dean HARRISONSBK Behind **7.721**Best Time **4:30.379** Best Speed **119.432** On **4** Gp

Lap	Lap Time	Lap Speed	Sector 1	Sector 2	Sector 3	Speed Trap
1	5:10.874	102.254		1:25.032	1:07.747	198.6
2	4:39.554	115.513	2:05.000	1:28.613	1:05.941	200.4
3	4:33.155	118.219	2:03.138	1:23.827	1:06.190	195.2
4	4:30.379	119.432	2:02.695	1:22.719	1:04.965	197.5
5	4:32.867	118.343	2:00.926	1:22.949	1:08.992	198.0
6	4:45.671	113.039	2:05.395	1:33.187	1:07.089	189.7
7	5:25.940	99.073	2:33.414	1:27.608		191.8
<i>Ideal</i>	<i>4:28.610</i>	<i>120.219</i>	<i>2:00.926</i>	<i>1:22.719</i>	<i>1:04.965</i>	<i>200.4</i>



SUPERBIKE

Q2: First Qualifying

Tuesday, 09 May 2023

DETAILED SECTOR ANALYSIS

Qualifying Classification

Position

7 **74 Davey TODD**

SBK Behind **8.082**
Best Time **4:30.740** Best Speed **119.273** On **5** Gp

Lap	Lap Time	Lap Speed	Sector 1	Sector 2	Sector 3	Speed Trap
1	5:09.930	102.565		1:26.371	1:07.195	192.4
2	4:40.676	115.051	2:04.075	1:31.083	1:05.518	191.3
3	4:31.928	118.752	2:02.665	1:23.752	1:05.511	197.5
4	4:31.077	119.125	2:02.380	1:23.283	1:05.414	194.0
5	4:30.740	119.273	2:01.550	1:23.118	1:06.072	193.5
6	4:48.872	111.787	2:10.009	1:27.437		191.3
<i>Ideal</i>	<i>4:30.082</i>	<i>119.564</i>	<i>2:01.550</i>	<i>1:23.118</i>	<i>1:05.414</i>	<i>197.5</i>

8 **1 Glenn IRWIN**

SBK Behind **8.418**
Best Time **4:31.076** Best Speed **119.125** On **3** Gp

Lap	Lap Time	Lap Speed	Sector 1	Sector 2	Sector 3	Speed Trap
1	5:04.205	104.495		1:25.110	1:08.140	195.2
2	4:38.240	116.058	2:05.617	1:26.117	1:06.506	193.5
3	4:31.076	119.125	2:01.335	1:23.061	1:06.680	195.7
4	4:34.976	117.436	2:03.640	1:23.507		185.5
5	8:57.399	60.089		1:22.379	1:06.845	197.5
6	5:11.639	103.620	2:24.484	1:25.464	1:21.691	189.1
<i>Ideal</i>	<i>4:30.220</i>	<i>119.503</i>	<i>2:01.335</i>	<i>1:22.379</i>	<i>1:06.506</i>	<i>197.5</i>

9 **24 Conor CUMMINS**

SBK Behind **9.488**
Best Time **4:32.146** Best Speed **118.657** On **3** Gp

Lap	Lap Time	Lap Speed	Sector 1	Sector 2	Sector 3	Speed Trap
1	5:37.210	94.268		1:30.732		187.6
2	7:15.545	74.142		1:26.932	1:06.838	191.8
3	4:32.146	118.657	2:02.279	1:23.309	1:06.558	192.9
4	4:34.268	117.739	2:01.874	1:24.927	1:07.467	192.4
5	4:36.455	116.807	2:06.270	1:24.890	1:05.295	192.4
6	4:57.761	108.449	2:12.501	1:28.681		191.3
<i>Ideal</i>	<i>4:30.478</i>	<i>119.389</i>	<i>2:01.874</i>	<i>1:23.309</i>	<i>1:05.295</i>	<i>192.9</i>

Qualifying Classification

Position

10 **16 Mike BROWNE**

SBK Behind **11.138**
Best Time **4:33.796** Best Speed **117.942** On **4** Gp

Lap	Lap Time	Lap Speed	Sector 1	Sector 2	Sector 3	Speed Trap
1	5:34.151	95.131		1:26.002	1:09.157	184.5
2	4:38.967	115.756	2:04.538	1:26.551	1:07.878	190.2
3	4:34.984	117.432	2:04.106	1:24.503	1:06.375	196.9
4	4:33.796	117.942	2:03.173	1:24.006	1:06.617	196.9
5	4:45.197	113.227	2:07.281	1:26.922		186.5
6	7:17.088	73.880		1:26.170		196.3
<i>Ideal</i>	<i>4:33.554</i>	<i>118.046</i>	<i>2:03.173</i>	<i>1:24.006</i>	<i>1:06.375</i>	<i>196.9</i>

11 **15 Nathan HARRISON**

SBK Behind **15.591**
Best Time **4:38.249** Best Speed **116.054** On **5** Gp

Lap	Lap Time	Lap Speed	Sector 1	Sector 2	Sector 3	Speed Trap
1	6:36.469	80.178		1:32.091	1:12.351	180.5
2	4:47.184	112.444	2:09.631	1:28.466	1:09.087	194.0
3	4:44.606	113.462	2:07.966	1:26.580	1:10.060	191.8
4	4:40.298	115.206	2:06.670	1:25.885	1:07.743	176.3
5	4:38.249	116.054	2:04.489	1:26.483	1:07.277	194.6
6	4:50.455	111.177	2:10.296	1:27.246		170.9
<i>Ideal</i>	<i>4:37.651</i>	<i>116.304</i>	<i>2:04.489</i>	<i>1:25.885</i>	<i>1:07.277</i>	<i>194.6</i>

12 **65 Michael SWEENEY**

SBK Behind **15.609**
Best Time **4:38.267** Best Speed **116.047** On **3** Gp

Lap	Lap Time	Lap Speed	Sector 1	Sector 2	Sector 3	Speed Trap
1	5:32.297	95.661		1:30.077	1:09.962	184.5
2	5:05.083	105.847	2:30.740	1:27.086	1:07.257	195.2
3	4:38.267	116.047	2:06.585	1:25.311	1:06.371	194.6
4	5:04.144	106.173	2:25.555	1:27.182		192.9
<i>Ideal</i>	<i>4:38.267</i>	<i>116.047</i>	<i>2:06.585</i>	<i>1:25.311</i>	<i>1:06.371</i>	<i>195.2</i>





SUPERBIKE

Q2: First Qualifying

Tuesday, 09 May 2023

DETAILED SECTOR ANALYSIS

Qualifying Classification

Position

13 **56 Adam McLEAN**

SBK Behind **16.359**

Best Time **4:39.017** Best Speed **115.735** On **4** Gp

Lap	Lap Time	Lap Speed	Sector 1	Sector 2	Sector 3	Speed Trap
1	5:31.463	95.902	1:29.299	1:10.311	182.5	
2	4:44.579	113.473	2:08.017	1:27.752	1:08.810	192.4
3	4:42.154	114.448	2:07.291	1:26.897	1:07.966	187.6
4	4:39.017	115.735	2:05.202	1:25.836	1:07.979	185.0
5	4:54.200	109.762	2:06.289	1:29.127		185.0
<i>Ideal</i>	<i>4:39.004</i>	<i>115.740</i>	<i>2:05.202</i>	<i>1:25.836</i>	<i>1:07.966</i>	<i>192.4</i>

14 **4 Michael RUTTER**

SBK Behind **17.304**

Best Time **4:39.962** Best Speed **115.344** On **3** Gp

Lap	Lap Time	Lap Speed	Sector 1	Sector 2	Sector 3	Speed Trap
1	5:19.081	99.624	1:28.309	1:09.532	180.5	
2	4:45.966	112.923	2:09.408	1:28.198	1:08.360	192.4
3	4:39.962	115.344	2:05.166	1:26.910	1:07.886	191.3
4	4:43.530	113.893	2:06.943	1:26.152	189.1	
5	10:04.867	53.387	1:28.042	1:08.881	192.4	
6	5:17.107	101.833	2:29.359	1:27.257	184.5	
<i>Ideal</i>	<i>4:39.204</i>	<i>115.657</i>	<i>2:05.166</i>	<i>1:26.152</i>	<i>1:07.886</i>	<i>192.4</i>

15 **7 Sam WEST**

SBK Behind **18.854**

Best Time **4:41.512** Best Speed **114.709** On **4** Gp

Lap	Lap Time	Lap Speed	Sector 1	Sector 2	Sector 3	Speed Trap
1	5:33.754	95.244	1:30.129	1:10.944	178.6	
2	4:47.736	112.228	2:06.419	1:28.047	195.2	
3	6:06.996	87.990	1:28.320	1:09.887	187.6	
4	4:41.512	114.709	2:06.883	1:25.764	1:08.865	188.6
5	4:47.020	112.508	2:06.487	1:27.317	191.8	
<i>Ideal</i>	<i>4:41.048</i>	<i>114.899</i>	<i>2:06.419</i>	<i>1:25.764</i>	<i>1:08.865</i>	<i>195.2</i>

Qualifying Classification

Position

16 **9 Craig NEVE**

SBK Behind **18.930**

Best Time **4:41.588** Best Speed **114.678** On **3** Gp

Lap	Lap Time	Lap Speed	Sector 1	Sector 2	Sector 3	Speed Trap
1	5:52.792	90.104	1:32.243	1:11.137	171.3	
2	4:43.775	113.794	2:08.210	1:26.856	1:08.709	192.4
3	4:41.588	114.678	2:08.085	1:25.814	1:07.689	176.7
4	4:42.452	114.327	2:06.086	1:26.181	190.7	
5	8:41.806	61.885	1:26.026	1:08.945	184.0	
6	5:29.075	98.130	2:32.520	1:27.783	156.2	
<i>Ideal</i>	<i>4:39.589</i>	<i>115.498</i>	<i>2:06.086</i>	<i>1:25.814</i>	<i>1:07.689</i>	<i>192.4</i>

17 **37 James HILLIER**

SBK Behind **19.578**

Best Time **4:42.236** Best Speed **114.415** On **3** Gp

Lap	Lap Time	Lap Speed	Sector 1	Sector 2	Sector 3	Speed Trap
1	5:10.544	102.362	1:27.257	1:09.723	173.1	
2	4:51.408	110.814	2:09.938	1:32.286	1:09.184	190.2
3	4:42.236	114.415	2:06.777	1:27.703	1:07.756	197.5
4	4:51.389	110.821	2:11.250	1:27.030	182.5	
5	11:43.752	45.885	1:27.018	1:13.564	197.5	
<i>Ideal</i>	<i>4:41.551</i>	<i>114.693</i>	<i>2:06.777</i>	<i>1:27.018</i>	<i>1:07.756</i>	<i>197.5</i>

18 **111 Brian McCORMACK**

SBK Behind **19.580**

Best Time **4:42.238** Best Speed **114.414** On **3** Gp

Lap	Lap Time	Lap Speed	Sector 1	Sector 2	Sector 3	Speed Trap
1	6:12.897	85.246	1:30.318		166.7	
2	10:40.134	50.446	1:27.739	1:09.803	194.0	
3	4:42.238	114.414	2:07.354	1:26.517	1:08.367	189.1
4	4:47.789	112.207	2:11.424	1:27.784	1:08.581	165.4
5	5:04.327	106.110	2:10.817	1:29.468	187.0	
<i>Ideal</i>	<i>4:42.238</i>	<i>114.414</i>	<i>2:07.354</i>	<i>1:26.517</i>	<i>1:08.367</i>	<i>194.0</i>





SUPERBIKE

Q2: First Qualifying

Tuesday, 09 May 2023

DETAILED SECTOR ANALYSIS

Qualifying Classification

Position

19 22 Paul JORDAN

SBK Behind 21.252
Best Time 4:43.910 Best Speed 113.740 On 2 Gp

Lap	Lap Time	Lap Speed	Sector 1	Sector 2	Sector 3	Speed Trap
1	7:42.483	68.733		1:29.462	1:10.086	194.0
2	4:43.910	113.740	2:10.290	1:26.416	1:07.204	181.5
3	5:06.628	105.313	2:08.445	1:29.739		175.8
4	9:59.083	53.902		1:27.965	1:06.773	195.2
5	5:30.261	97.777	2:30.365	1:29.012		165.4
<i>Ideal</i>	<i>4:41.634</i>	<i>114.659</i>	<i>2:08.445</i>	<i>1:26.416</i>	<i>1:06.773</i>	<i>195.2</i>

20 38 Erno KOSTAMO

SBK Behind 21.331
Best Time 4:43.989 Best Speed 113.709 On 5 Gp

Lap	Lap Time	Lap Speed	Sector 1	Sector 2	Sector 3	Speed Trap
1	6:42.467	78.983		1:38.811		131.2
2	6:20.461	84.876		1:28.277	1:12.303	180.5
3	4:57.805	108.433	2:08.644	1:28.592	1:20.569	186.5
4	4:46.434	112.738	2:09.802	1:28.037	1:08.595	183.5
5	4:43.989	113.709	2:08.746	1:28.014	1:07.229	176.3
6	5:46.662	93.151	2:38.703	1:40.160	1:27.799	144.8
<i>Ideal</i>	<i>4:43.887</i>	<i>113.749</i>	<i>2:08.644</i>	<i>1:28.014</i>	<i>1:07.229</i>	<i>186.5</i>

21 23 Gary McCOY

SBK Behind 21.611
Best Time 4:44.269 Best Speed 113.597 On 6 Gp

Lap	Lap Time	Lap Speed	Sector 1	Sector 2	Sector 3	Speed Trap
1	5:50.721	90.636		1:30.934	1:11.878	187.0
2	4:49.434	111.569	2:11.000	1:28.860	1:09.574	190.7
3	4:47.684	112.248	2:09.431	1:28.903	1:09.350	187.0
4	4:46.554	112.691	2:08.726	1:28.172	1:09.656	185.5
5	4:44.825	113.375	2:08.707	1:27.926	1:08.192	188.1
6	4:44.269	113.597	2:07.166	1:28.196	1:08.907	186.0
<i>Ideal</i>	<i>4:43.284</i>	<i>113.992</i>	<i>2:07.166</i>	<i>1:27.926</i>	<i>1:08.192</i>	<i>190.7</i>

Qualifying Classification

Position

22 14 David DATZER

SBK Behind 21.947
Best Time 4:44.605 Best Speed 113.463 On 4 Gp

Lap	Lap Time	Lap Speed	Sector 1	Sector 2	Sector 3	Speed Trap
1	6:21.646	83.292		1:32.745	1:11.022	170.0
2	4:56.278	108.992	2:13.095	1:31.388	1:11.795	183.0
3	4:56.155	109.037	2:16.465	1:30.539	1:09.151	186.0
4	4:44.605	113.463	2:06.573	1:28.264	1:09.768	185.0
5	4:45.796	112.990	2:07.320	1:28.901	1:09.575	186.5
6	4:55.647	109.225	2:10.129	1:31.251		181.5
<i>Ideal</i>	<i>4:43.988</i>	<i>113.709</i>	<i>2:06.573</i>	<i>1:28.264</i>	<i>1:09.151</i>	<i>186.5</i>

23 88 Emmet O'GRADY

SBK Behind 22.129
Best Time 4:44.787 Best Speed 113.390 On 4 Gp

Lap	Lap Time	Lap Speed	Sector 1	Sector 2	Sector 3	Speed Trap
1	5:59.404	88.446		1:31.048	1:13.896	166.2
2	4:55.682	109.212	2:14.587	1:29.779	1:11.316	175.3
3	4:58.657	108.124	2:18.224	1:29.559	1:10.874	148.3
4	4:44.787	113.390	2:09.327	1:26.303	1:09.157	167.5
5	4:59.293	107.894	2:16.009	1:29.082		188.1
6	5:47.566	92.909		1:27.604		188.6
<i>Ideal</i>	<i>4:44.787</i>	<i>113.390</i>	<i>2:09.327</i>	<i>1:26.303</i>	<i>1:09.157</i>	<i>188.6</i>

24 91 Julian TRUMMER

SBK Behind 23.329
Best Time 4:45.987 Best Speed 112.914 On 5 Gp

Lap	Lap Time	Lap Speed	Sector 1	Sector 2	Sector 3	Speed Trap
1	7:41.914	68.818		1:31.330	1:12.743	179.1
2	4:53.066	110.187	2:11.997	1:29.211	1:11.858	175.3
3	4:53.684	109.955	2:11.628	1:28.497	1:13.559	184.0
4	4:49.095	111.700	2:11.848	1:27.527	1:09.720	186.5
5	4:45.987	112.914	2:09.077	1:27.459	1:09.451	189.7
6	5:20.978	100.605	2:29.795	1:30.731		174.0
<i>Ideal</i>	<i>4:45.987</i>	<i>112.914</i>	<i>2:09.077</i>	<i>1:27.459</i>	<i>1:09.451</i>	<i>189.7</i>





SUPERBIKE

Q2: First Qualifying

Tuesday, 09 May 2023

DETAILED SECTOR ANALYSIS

Qualifying Classification

Position

25 **50 Michael EVANS**

SBK Behind **24.548**

Best Time **4:47.206** Best Speed **112.435** On **4** Gp

Lap	Lap Time	Lap Speed	Sector 1	Sector 2	Sector 3	Speed Trap
1	6:08.776	86.199	1:31.882	1:13.907	168.7	
2	4:57.620	108.501	2:15.345	1:31.337	1:10.938	179.1
3	4:50.119	111.306	2:11.835	1:28.102	1:10.182	175.8
4	4:47.206	112.435	2:08.996	1:28.221	1:09.989	187.0
5	4:49.092	111.701	2:09.903	1:27.727		179.1
<i>Ideal</i>	<i>4:46.712</i>	<i>112.629</i>	<i>2:08.996</i>	<i>1:27.727</i>	<i>1:09.989</i>	<i>187.0</i>

26 **8 Lukas MAURER**

SBK Behind **25.730**

Best Time **4:48.388** Best Speed **111.974** On **3** Gp

Lap	Lap Time	Lap Speed	Sector 1	Sector 2	Sector 3	Speed Trap
1	6:44.217	78.641		1:37.660		179.5
2	5:25.003	99.359		1:29.118	1:12.389	190.2
3	4:48.388	111.974	2:08.957	1:27.963	1:11.468	190.2
4	4:57.492	108.547	2:07.519	1:38.566	1:11.407	188.6
5	4:52.380	110.445	2:08.027	1:29.671	1:14.682	188.6
6	5:11.211	103.762	2:22.066	1:34.021		181.0
<i>Ideal</i>	<i>4:46.889</i>	<i>112.559</i>	<i>2:07.519</i>	<i>1:27.963</i>	<i>1:11.407</i>	<i>190.2</i>

27 **46 Leon JEACOCK**

SBK Behind **26.779**

Best Time **4:49.437** Best Speed **111.568** On **4** Gp

Lap	Lap Time	Lap Speed	Sector 1	Sector 2	Sector 3	Speed Trap
1	7:38.803	69.285		1:38.045	1:15.881	174.9
2	4:58.209	108.286	2:13.764	1:31.666	1:12.779	183.5
3	4:53.946	109.857	2:10.890	1:31.324	1:11.732	187.6
4	4:49.437	111.568	2:10.009	1:28.871	1:10.557	189.7
5	4:54.355	109.704	2:10.275	1:29.251		187.0
<i>Ideal</i>	<i>4:49.437</i>	<i>111.568</i>	<i>2:10.009</i>	<i>1:28.871</i>	<i>1:10.557</i>	<i>189.7</i>

Qualifying Classification

Position

28 **66 Ryan GIBSON**

SBK Behind **27.579**

Best Time **4:50.237** Best Speed **111.261** On **3** Gp

Lap	Lap Time	Lap Speed	Sector 1	Sector 2	Sector 3	Speed Trap
1	6:21.248	83.379		1:30.302	1:11.191	179.1
2	4:56.110	109.054	2:13.250	1:30.391	1:12.469	187.0
3	4:50.237	111.261	2:10.973	1:29.423	1:09.841	184.0
4	4:54.681	109.583	2:10.112	1:30.062		188.1
5	8:14.903	65.249		1:30.142	1:10.090	186.0
6	5:44.931	93.619	2:47.141	1:35.002	1:22.788	170.9
<i>Ideal</i>	<i>4:49.376</i>	<i>111.592</i>	<i>2:10.112</i>	<i>1:29.423</i>	<i>1:09.841</i>	<i>188.1</i>

29 **58 Eddy FERRE**

SBK Behind **28.403**

Best Time **4:51.061** Best Speed **110.946** On **2** Gp

Lap	Lap Time	Lap Speed	Sector 1	Sector 2	Sector 3	Speed Trap
1	9:27.094	56.054		1:38.000	1:13.280	178.1
2	4:51.061	110.946	2:10.944	1:30.269	1:09.848	185.5
3	4:52.117	110.545	2:10.589	1:29.629		182.5
4	6:33.905	81.979		1:31.745	1:11.088	182.5
5	4:54.289	109.729	2:10.115	1:30.769		180.5
<i>Ideal</i>	<i>4:49.592</i>	<i>111.509</i>	<i>2:10.115</i>	<i>1:29.629</i>	<i>1:09.848</i>	<i>185.5</i>

30 **10 James CHAWKE**

SBK Behind **29.039**

Best Time **4:51.697** Best Speed **110.704** On **4** Gp

Lap	Lap Time	Lap Speed	Sector 1	Sector 2	Sector 3	Speed Trap
1	6:05.405	86.994		1:32.211	1:12.852	182.0
2	4:54.638	109.599	2:12.318	1:30.623	1:11.697	165.8
3	4:52.949	110.231	2:12.664	1:29.575	1:10.710	181.5
4	4:51.697	110.704	2:09.766	1:28.811		179.5
5	8:10.749	65.801		1:35.171	1:12.089	178.1
6	5:22.113	100.251	2:27.904	1:32.618	1:21.591	164.2
<i>Ideal</i>	<i>4:49.287</i>	<i>111.626</i>	<i>2:09.766</i>	<i>1:28.811</i>	<i>1:10.710</i>	<i>182.0</i>





SUPERBIKE

Q2: First Qualifying

Tuesday, 09 May 2023

DETAILED SECTOR ANALYSIS

Qualifying Classification

Position

31 96 Dom HERBERTSON

SBK Behind 29.791

Best Time 4:52.449 Best Speed 110.419 On 2 Gp

Lap	Lap Time	Lap Speed	Sector 1	Sector 2	Sector 3	Speed Trap
1	6:30.061	81.495		1:30.971	1:11.373	175.3
2	4:52.449	110.419	2:10.298	1:31.089	1:11.062	177.2
3	5:08.818	104.566	2:11.699	1:36.295		181.5
4	13:07.189	41.022		1:32.706		178.1
<i>Ideal</i>	4:52.331	110.464	2:10.298	1:30.971	1:11.062	181.5

32 401 Amalric BLANC

SBK Behind 30.399

Best Time 4:53.057 Best Speed 110.190 On 3 Gp

Lap	Lap Time	Lap Speed	Sector 1	Sector 2	Sector 3	Speed Trap
1	9:07.859	58.022		1:36.393	1:14.723	170.0
2	4:58.673	108.118				175.3
3	4:53.057	110.190				0.0
<i>Ideal</i>	0.000	0.000		1:36.393	1:14.723	175.3

33 39 Anthony REDMOND

SBK Behind 31.873

Best Time 4:54.531 Best Speed 109.639 On 4 Gp

Lap	Lap Time	Lap Speed	Sector 1	Sector 2	Sector 3	Speed Trap
1	7:15.891	72.926		1:32.172	1:12.003	174.4
2	4:58.986	108.005	2:17.577	1:30.609	1:10.800	175.3
3	4:56.168	109.033	2:13.704	1:31.197	1:11.267	165.4
4	4:54.531	109.639	2:12.898	1:30.641	1:10.992	172.6
5	4:56.123	109.049	2:11.297	1:31.474		175.3
<i>Ideal</i>	4:52.706	110.322	2:11.297	1:30.609	1:10.800	175.3

34 12 Raul TORRAS

SBK Behind 32.913

Best Time 4:55.571 Best Speed 109.253 On 5 Gp

Lap	Lap Time	Lap Speed	Sector 1	Sector 2	Sector 3	Speed Trap
1	6:46.967	78.110		1:40.866		161.9
2	7:30.119	71.741		1:31.801	1:11.069	183.5
3	4:59.898	107.677	2:14.145	1:32.784	1:12.969	184.5
4	4:59.051	107.982	2:16.614	1:31.038	1:11.399	181.5
5	4:55.571	109.253	2:12.740	1:32.496	1:10.335	182.5
6	5:29.766	97.924	2:31.207	1:35.681		180.5
<i>Ideal</i>	4:54.113	109.795	2:12.740	1:31.038	1:10.335	184.5

Qualifying Classification

Position

35 40 Nadieh SCHOOTS

SBK Behind 33.689

Best Time 4:56.347 Best Speed 108.967 On 4 Gp

Lap	Lap Time	Lap Speed	Sector 1	Sector 2	Sector 3	Speed Trap
1	5:57.266	88.976		1:36.315	1:15.168	156.2
2	5:04.477	106.057	2:17.835	1:32.981	1:13.661	173.1
3	5:00.183	107.574	2:16.283	1:31.419	1:12.481	179.1
4	4:56.347	108.967	2:13.686	1:29.635	1:13.026	184.0
5	4:57.855	108.415	2:13.675	1:31.487	1:12.693	184.0
6	5:10.118	104.128	2:13.987	1:33.779		184.0
<i>Ideal</i>	4:55.791	109.172	2:13.675	1:29.635	1:12.481	184.0

36 32 Martin MORRIS

SBK Behind 34.211

Best Time 4:56.869 Best Speed 108.775 On 4 Gp

Lap	Lap Time	Lap Speed	Sector 1	Sector 2	Sector 3	Speed Trap
1	6:44.801	78.527		1:35.174	1:17.942	172.6
2	5:05.831	105.588	2:17.623	1:34.755	1:13.453	179.5
3	5:00.007	107.637	2:14.836	1:32.288	1:12.883	171.8
4	4:56.869	108.775	2:13.288	1:32.268	1:11.313	174.4
5	4:59.557	107.799	2:11.484	1:33.595	1:14.478	181.0
6	5:05.829	105.588	2:16.884	1:31.595		187.0
<i>Ideal</i>	4:54.392	109.690	2:11.484	1:31.595	1:11.313	187.0

37 474 Kamil HOLAN

SBK Behind 34.573

Best Time 4:57.231 Best Speed 108.643 On 5 Gp

Lap	Lap Time	Lap Speed	Sector 1	Sector 2	Sector 3	Speed Trap
1	6:08.575	86.246		1:37.006	1:19.097	157.7
2	5:05.318	105.765	2:16.338	1:34.436	1:14.544	164.2
3	5:10.787	103.904	2:13.653	1:44.228	1:12.906	177.2
4	5:00.293	107.535	2:13.861	1:32.502	1:13.930	173.5
5	4:57.231	108.643	2:12.238	1:32.150	1:12.843	179.1
6	5:06.268	105.437	2:12.707	1:32.387		180.5
<i>Ideal</i>	4:57.231	108.643	2:12.238	1:32.150	1:12.843	180.5



SUPERBIKE

Q2: First Qualifying

Tuesday, 09 May 2023

DETAILED SECTOR ANALYSIS

Qualifying Classification

Position

38 119 Kris DUNCAN

SBK Behind 35.129

Best Time 4:57.787 Best Speed 108.440 On 3 Gp

Lap	Lap Time	Lap Speed	Sector 1	Sector 2	Sector 3	Speed Trap
1	6:02.979	87.575		1:34.702	1:14.020	173.5
2	5:03.001	106.574	2:17.339	1:33.756	1:11.906	173.1
3	4:57.787	108.440	2:14.108	1:31.752	1:11.927	179.5
4	4:57.890	108.402	2:13.594	1:31.228	1:13.068	180.0
5	4:58.436	108.204	2:14.903	1:31.550	1:11.983	178.6
6	5:14.207	102.773	2:16.713	1:38.926		176.7
<i>Ideal</i>	4:56.728	108.827	2:13.594	1:31.228	1:11.906	180.0

39 21 Phil STEWART

SBK Behind 35.420

Best Time 4:58.078 Best Speed 108.334 On 3 Gp

Lap	Lap Time	Lap Speed	Sector 1	Sector 2	Sector 3	Speed Trap
1	6:04.487	87.213		1:33.235	1:14.756	162.6
2	5:00.359	107.511	2:16.305	1:32.523	1:11.531	176.7
3	4:58.078	108.334	2:14.999	1:31.695	1:11.384	177.2
4	4:58.177	108.298	2:14.220	1:31.068	1:12.889	171.8
5	5:01.383	107.146	2:15.065	1:33.921	1:12.397	182.0
6	5:06.515	105.352	2:15.972	1:33.447		184.5
<i>Ideal</i>	4:56.672	108.847	2:14.220	1:31.068	1:11.384	184.5

40 55 Donald MacFADYEN

SBK Behind 39.936

Best Time 5:02.594 Best Speed 106.717 On 4 Gp

Lap	Lap Time	Lap Speed	Sector 1	Sector 2	Sector 3	Speed Trap
1	6:12.349	85.372		1:37.339	1:17.811	161.9
2	5:10.680	103.940	2:17.120	1:36.362	1:17.198	176.7
3	5:03.326	106.460	2:14.998	1:34.710	1:13.618	178.6
4	5:02.594	106.717	2:15.544	1:33.386	1:13.664	170.9
5	5:05.297	105.772	2:18.852	1:32.744	1:13.701	155.5
6	5:09.464	104.348	2:17.317	1:31.986		177.7
<i>Ideal</i>	5:00.602	107.424	2:14.998	1:31.986	1:13.618	178.6

Qualifying Classification

Position

41 87 Patricia FERNANDEZ WEST

SBK Behind 42.641

Best Time 5:05.299 Best Speed 105.772 On 5 Gp

Lap	Lap Time	Lap Speed	Sector 1	Sector 2	Sector 3	Speed Trap
1	5:56.805	89.091		1:36.228	1:16.905	166.7
2	5:14.056	102.822	2:22.281	1:35.904	1:15.871	165.0
3	5:09.136	104.459	2:21.282	1:33.972	1:13.882	165.4
4	5:08.253	104.758	2:21.218	1:33.314	1:13.721	163.0
5	5:05.299	105.772	2:18.074	1:33.076	1:14.149	171.3
6	5:18.209	101.480	2:22.571	1:33.308		170.0
<i>Ideal</i>	5:04.871	105.920	2:18.074	1:33.076	1:13.721	171.3

42 62 Gerald DATH

SBK Behind 43.271

Best Time 5:05.929 Best Speed 105.554 On 2 Gp

Lap	Lap Time	Lap Speed	Sector 1	Sector 2	Sector 3	Speed Trap
1	6:20.578	83.526		1:35.135	1:16.224	169.2
2	5:05.929	105.554	2:16.990	1:34.755	1:14.184	170.5
3	5:10.590	103.970	2:17.923	1:35.455		156.2
4	10:09.450	52.985		1:36.009	1:14.696	160.3
5	5:17.800	101.611	2:20.956	1:39.399	1:17.445	159.9
<i>Ideal</i>	5:05.929	105.554	2:16.990	1:34.755	1:14.184	170.5

43 19 Jean Pierre POLET

SBK Behind 44.035

Best Time 5:06.693 Best Speed 105.291 On 5 Gp

Lap	Lap Time	Lap Speed	Sector 1	Sector 2	Sector 3	Speed Trap
1	7:12.335	73.526		1:38.938	1:17.769	147.3
2	5:13.333	103.060	2:22.515	1:34.110	1:16.708	168.7
3	5:08.323	104.734	2:19.751	1:34.655	1:13.917	161.9
4	5:08.421	104.701	2:18.902	1:35.888	1:13.631	167.9
5	5:06.693	105.291	2:18.302	1:35.277	1:13.114	167.9
6	5:41.913	94.445	2:36.223	1:41.398		159.6
<i>Ideal</i>	5:05.526	105.693	2:18.302	1:34.110	1:13.114	168.7



SUPERBIKE

Q2: First Qualifying

Tuesday, 09 May 2023

DETAILED SECTOR ANALYSIS

Qualifying Classification

Position

44 69 Brad CLARKE

SBK Behind 44.230
Best Time 5:06.888 Best Speed 105.224 On 5 Gp

Lap	Lap Time	Lap Speed	Sector 1	Sector 2	Sector 3	Speed Trap
1	6:07.812	86.425		1:36.224	1:19.685	169.2
2	5:15.319	102.411	2:18.746	1:37.507		164.6
3	6:05.274	88.405		1:35.846	1:17.066	164.2
4	5:09.436	104.358	2:18.360	1:34.558	1:16.518	169.6
5	5:06.888	105.224	2:18.044	1:33.758	1:15.086	168.3
6	5:35.037	96.383	2:32.717	1:37.759	1:24.561	164.2
<i>Ideal</i>	5:06.888	105.224	2:18.044	1:33.758	1:15.086	169.6

45 64 Chris SARBORA

SBK Behind 44.323
Best Time 5:06.981 Best Speed 105.192 On 4 Gp

Lap	Lap Time	Lap Speed	Sector 1	Sector 2	Sector 3	Speed Trap
1	5:59.282	88.476		1:38.619	1:16.580	159.9
2	5:21.502	100.441	2:20.958	1:39.934		167.9
3	6:38.004	81.135		1:37.377	1:16.304	174.0
4	5:06.981	105.192	2:16.047	1:35.158	1:15.776	176.7
5	5:11.937	103.521	2:17.875	1:37.774	1:16.288	183.0
6	6:01.875	89.235	2:45.184	1:37.848		154.4
<i>Ideal</i>	5:06.981	105.192	2:16.047	1:35.158	1:15.776	183.0

46 83 Andy McALLISTER

SBK Behind 47.353
Best Time 5:10.011 Best Speed 104.164 On 4 Gp

Lap	Lap Time	Lap Speed	Sector 1	Sector 2	Sector 3	Speed Trap
1	6:58.991	75.868		1:38.159	1:17.179	171.8
2	5:15.402	102.384	2:22.017	1:37.109	1:16.276	166.7
3	5:12.437	103.355	2:19.993	1:36.346	1:16.098	177.7
4	5:10.011	104.164	2:19.523	1:35.292	1:15.196	179.1
5	5:10.072	104.144	2:18.523	1:35.979	1:15.570	179.5
6	5:48.621	92.628	2:41.865	1:38.387		171.3
<i>Ideal</i>	5:09.011	104.501	2:18.523	1:35.292	1:15.196	179.5

Qualifying Classification

Position

47 59 Dave HEWSON

SBK Behind 47.814
Best Time 5:10.472 Best Speed 104.009 On 3 Gp

Lap	Lap Time	Lap Speed	Sector 1	Sector 2	Sector 3	Speed Trap
1	7:40.835	68.979		1:40.144		134.9
2	6:24.564	83.970		1:35.385	1:17.764	174.9
3	5:10.472	104.009	2:19.273	1:34.387	1:16.812	176.7
4	5:12.248	103.418	2:21.122	1:35.040	1:16.086	175.3
5	5:15.635	102.308	2:20.450	1:37.840	1:17.345	177.2
<i>Ideal</i>	5:09.746	104.253	2:19.273	1:34.387	1:16.086	177.2

48 43 Stephen DEGNAN

SBK Behind 48.100
Best Time 5:10.758 Best Speed 103.914 On 4 Gp

Lap	Lap Time	Lap Speed	Sector 1	Sector 2	Sector 3	Speed Trap
1	6:20.292	83.588		1:37.620	1:17.066	158.4
2	5:14.164	102.787	2:20.959	1:37.315	1:15.890	162.2
3	5:10.957	103.847	2:18.930	1:36.422	1:15.605	162.6
4	5:10.758	103.914	2:17.808	1:36.709	1:16.241	167.5
5	5:16.947	101.885	2:20.151	1:37.518		163.0
<i>Ideal</i>	5:09.835	104.223	2:17.808	1:36.422	1:15.605	167.5

49 44 Liam CHAWKE

SBK Behind 48.247
Best Time 5:10.905 Best Speed 103.865 On 2 Gp

Lap	Lap Time	Lap Speed	Sector 1	Sector 2	Sector 3	Speed Trap
1	6:37.200	80.030		1:36.969	1:16.703	168.3
2	5:10.905	103.865	2:20.338	1:35.994	1:14.573	169.2
3	5:12.093	103.469	2:18.505	1:35.562		175.8
4	7:20.189	73.359		1:35.351	1:14.671	167.5
5	5:11.123	103.792	2:19.015	1:36.185	1:15.923	168.3
6	5:41.825	94.469	2:36.767	1:41.387	1:23.671	162.6
<i>Ideal</i>	5:08.429	104.698	2:18.505	1:35.351	1:14.573	175.8

Non Qualifiers

Position





SUPERBIKE

Q2: First Qualifying

Tuesday, 09 May 2023

DETAILED SECTOR ANALYSIS

Non Qualifiers

Position

25 Josh BROOKES

SBK Behind 46.943

Best Time 5:09.601 Best Speed 104.302 On 1 Gp

Lap	Lap Time	Lap Speed	Sector 1	Sector 2	Sector 3	Speed Trap
1	5:09.601	102.674	1:26.667	1:10.353	181.5	
<i>Ideal</i>	0.000	0.000	1:26.667	1:10.353	181.5	

93 Paul CRANSTON

SBK Behind 49.399

Best Time 5:12.057 Best Speed 103.481 On 2 Gp

Lap	Lap Time	Lap Speed	Sector 1	Sector 2	Sector 3	Speed Trap
1	6:57.640	76.113		1:38.195	1:16.485	164.6
2	5:12.057	103.481	2:20.432	1:36.135	1:15.490	170.0
3	5:15.640	102.306	2:19.667	1:37.328		164.2
<i>Ideal</i>	5:11.292	103.735	2:19.667	1:36.135	1:15.490	170.0

85 Olivier LUPBERGER

SBK Behind 59.382

Best Time 5:22.040 Best Speed 100.273 On 4 Gp

Lap	Lap Time	Lap Speed	Sector 1	Sector 2	Sector 3	Speed Trap
1	6:53.050	76.959		1:42.040	1:20.112	155.5
2	5:33.227	96.907	2:30.798	1:41.783		138.8
3	7:24.328	72.676		1:37.381	1:15.115	161.5
4	5:22.040	100.273	2:24.334	1:41.415	1:16.291	157.3
5	5:31.070	97.538	2:28.037	1:43.252	1:19.781	148.3
<i>Ideal</i>	5:16.830	101.922	2:24.334	1:37.381	1:15.115	161.5

94 Stephen PARSONS

SBK Behind 2:09.390

Best Time 6:32.048 Best Speed 82.367 On 1 Gp

Lap	Lap Time	Lap Speed	Sector 1	Sector 2	Sector 3	Speed Trap
1	6:32.048	81.082		1:35.309	1:12.948	168.7
<i>Ideal</i>	0.000	0.000		1:35.309	1:12.948	168.7

42 Jonathan PERRY

SBK Behind 3:31.205

Best Time 7:53.863 Best Speed 68.146 On 1 Gp

Lap	Lap Time	Lap Speed	Sector 1	Sector 2	Sector 3	Speed Trap
1	7:53.863	67.083		1:51.584		122.6
<i>Ideal</i>	0.000	0.000		1:51.584		122.6

Non Qualifiers

Position

109 Neil KERNOHAN

SBK Behind 5:47.618

Best Time 10:10.276 Best Speed 52.914 On 2 Gp

Lap	Lap Time	Lap Speed	Sector 1	Sector 2	Sector 3	Speed Trap
1	12:27.869	42.505		1:31.934		181.0
2	10:10.276	52.914	1:29.106	1:10.053	183.5	
<i>Ideal</i>	0.000	0.000	1:29.106	1:10.053	183.5	

fonaCAB and Nicholl Oils NORTH WEST 200

SUPERBIKE

Q2: First Qualifying

SECTOR ANALYSIS

Perfect Lap (sum of best sectors) = 4:22.658



SECTOR 1 FINISH - BALLYSALLY			SECTOR 2 BALLYSALLY - METROPOLE			SECTOR 3 METROPOLE - FINISH			IDEAL / BEST COMPARISON			
Pos	No	Name	Time	No	Name	Time	Pos	No	Name	Ideal Time	Best Time	Diff
1	6	Michael DUNLOP	1:58.038	6	Michael DUNLOP	1:20.772	6	Michael DUNLOP	1:03.848	4:22.658	4:22.658	0.000
2	34	Alastair SEELEY	1:58.229	34	Alastair SEELEY	1:21.031	13	Lee JOHNSTON	1:04.702	4:24.006	4:24.587	0.581
3	60	Peter HICKMAN	2:00.859	1	Glenn IRWIN	1:22.379	34	Alastair SEELEY	1:04.746	4:28.470	4:28.887	0.417
4	5	Dean HARRISON	2:00.926	5	Dean HARRISON	1:22.719	5	Dean HARRISON	1:04.965	4:29.247	4:29.922	0.675
5	13	Lee JOHNSTON	2:01.042	13	Lee JOHNSTON	1:22.726	60	Peter HICKMAN	1:05.041	4:30.287	4:30.287	0.000
6	1	Glenn IRWIN	2:01.335	74	Davey TODD	1:23.118	3	John McGUINNESS	1:05.051	4:28.610	4:30.379	1.769
7	74	Davey TODD	2:01.550	24	Conor CUMMINS	1:23.309	24	Conor CUMMINS	1:05.295	4:30.082	4:30.740	0.658
8	3	John McGUINNESS	2:01.767	60	Peter HICKMAN	1:23.347	74	Davey TODD	1:05.414	4:30.220	4:31.076	0.856
9	24	Conor CUMMINS	2:01.874	3	John McGUINNESS	1:23.469	65	Michael SWEENEY	1:06.371	4:30.478	4:32.146	1.668
10	16	Mike BROWNE	2:03.173	16	Mike BROWNE	1:24.006	16	Mike BROWNE	1:06.375	4:33.554	4:33.796	0.242
11	15	Nathan HARRISON	2:04.489	65	Michael SWEENEY	1:25.311	1	Glenn IRWIN	1:06.506	4:37.651	4:38.249	0.598
12	4	Michael RUTTER	2:05.166	7	Sam WEST	1:25.764	22	Paul JORDAN	1:06.773	4:38.267	4:38.267	0.000
13	56	Adam McLEAN	2:05.202	9	Craig NEVE	1:25.814	38	Erno KOSTAMO	1:07.229	4:39.004	4:39.017	0.013
14	9	Craig NEVE	2:06.086	56	Adam McLEAN	1:25.836	15	Nathan HARRISON	1:07.277	4:39.204	4:39.962	0.758
15	7	Sam WEST	2:06.419	15	Nathan HARRISON	1:25.885	9	Craig NEVE	1:07.689	4:41.048	4:41.512	0.464
16	14	David DATZER	2:06.573	4	Michael RUTTER	1:26.152	37	James HILLIER	1:07.756	4:39.589	4:41.588	1.999
17	65	Michael SWEENEY	2:06.585	88	Emmet O'GRADY	1:26.303	4	Michael RUTTER	1:07.886	4:41.551	4:42.236	0.685
18	37	James HILLIER	2:06.777	22	Paul JORDAN	1:26.416	56	Adam McLEAN	1:07.966	4:42.238	4:42.238	0.000
19	23	Gary McCOY	2:07.166	111	Brian McCORMACK	1:26.517	23	Gary McCOY	1:08.192	4:41.634	4:43.910	2.276
20	111	Brian McCORMACK	2:07.354	25	Josh BROOKES	1:26.667	111	Brian McCORMACK	1:08.367	4:43.887	4:43.989	0.102
21	8	Lukas MAURER	2:07.519	37	James HILLIER	1:27.018	7	Sam WEST	1:08.865	4:43.284	4:44.269	0.985
22	22	Paul JORDAN	2:08.445	91	Julian TRUMMER	1:27.459	14	David DATZER	1:09.151	4:43.988	4:44.605	0.617
23	38	Erno KOSTAMO	2:08.644	50	Michael EVANS	1:27.727	88	Emmet O'GRADY	1:09.157	4:44.787	4:44.787	0.000
24	50	Michael EVANS	2:08.996	23	Gary McCOY	1:27.926	91	Julian TRUMMER	1:09.451	4:45.987	4:45.987	0.000
25	91	Julian TRUMMER	2:09.077	8	Lukas MAURER	1:27.963	66	Ryan GIBSON	1:09.841	4:46.712	4:47.206	0.494
26	88	Emmet O'GRADY	2:09.327	38	Erno KOSTAMO	1:28.014	58	Eddy FERRE	1:09.848	4:46.889	4:48.388	1.499
27	10	James CHAWKE	2:09.766	14	David DATZER	1:28.264	50	Michael EVANS	1:09.989	4:49.437	4:49.437	0.000
28	46	Leon JEACOCK	2:10.009	10	James CHAWKE	1:28.811	109	Neil KERNOHAN	1:10.053	4:49.376	4:50.237	0.861
29	66	Ryan GIBSON	2:10.112	46	Leon JEACOCK	1:28.871	12	Raul TORRAS	1:10.335	4:49.592	4:51.061	1.469
30	58	Eddy FERRE	2:10.115	109	Neil KERNOHAN	1:29.106	25	Josh BROOKES	1:10.353	4:49.287	4:51.697	2.410
31	96	Dom HERBERTSON	2:10.298	66	Ryan GIBSON	1:29.423	46	Leon JEACOCK	1:10.557	4:52.331	4:52.449	0.118
32	39	Anthony REDMOND	2:11.297	58	Eddy FERRE	1:29.629	10	James CHAWKE	1:10.710	4:53.057		
33	32	Martin MORRIS	2:11.484	40	Nadieh SCHOOTS	1:29.635	39	Anthony REDMOND	1:10.800	4:52.706	4:54.531	1.825
34	474	Kamil HOLAN	2:12.238	39	Anthony REDMOND	1:30.609	96	Dom HERBERTSON	1:11.062	4:54.113	4:55.571	1.458
35	12	Raul TORRAS	2:12.740	96	Dom HERBERTSON	1:30.971	32	Martin MORRIS	1:11.313	4:55.791	4:56.347	0.556
36	119	Kris DUNCAN	2:13.594	12	Raul TORRAS	1:31.038	21	Phil STEWART	1:11.384	4:54.392	4:56.869	2.477
37	40	Nadieh SCHOOTS	2:13.675	21	Phil STEWART	1:31.068	8	Lukas MAURER	1:11.407	4:57.231	4:57.231	0.000
38	21	Phil STEWART	2:14.220	119	Kris DUNCAN	1:31.228	119	Kris DUNCAN	1:11.906	4:56.728	4:57.787	1.059
39	55	Donald MacFADYEN	2:14.998	32	Martin MORRIS	1:31.595	40	Nadieh SCHOOTS	1:12.481	4:56.672	4:58.078	1.406
40	64	Chris SARBORA	2:16.047	55	Donald MacFADYEN	1:31.986	474	Kamil HOLAN	1:12.843	5:00.602	5:02.594	1.992
41	62	Gerald DATH	2:16.990	474	Kamil HOLAN	1:32.150	94	Stephen PARSONS	1:12.948	5:04.871	5:05.299	0.428
42	43	Stephen DEGNAN	2:17.808	87	Patricia FERNANDEZ WEST	1:33.076	19	Jean Pierre POLET	1:13.114	5:05.929	5:05.929	0.000
43	69	Brad CLARKE	2:18.044	69	Brad CLARKE	1:33.758	55	Donald MacFADYEN	1:13.618	5:05.526	5:06.693	1.167
44	87	Patricia FERNANDEZ WEST	2:18.074	19	Jean Pierre POLET	1:34.110	87	Patricia FERNANDEZ WEST	1:13.721	5:06.888	5:06.888	0.000
45	19	Jean Pierre POLET	2:18.302	59	Dave HEWSON	1:34.387	62	Gerald DATH	1:14.184	5:06.981	5:06.981	0.000
46	44	Liam CHAWKE	2:18.505	62	Gerald DATH	1:34.755	44	Liam CHAWKE	1:14.573	5:09.011	5:10.011	1.000
47	83	Andy McALLISTER	2:18.523	64	Chris SARBORA	1:35.158	401	Amalric BLANC	1:14.723	5:09.746	5:10.472	0.726
48	59	Dave HEWSON	2:19.273	83	Andy McALLISTER	1:35.292	69	Brad CLARKE	1:15.086	5:09.835	5:10.758	0.923
49	93	Paul CRANSTON	2:19.667	94	Stephen PARSONS	1:35.309	85	Olivier LUPBERGER	1:15.115	5:08.429	5:10.905	2.476
50	85	Olivier LUPBERGER	2:24.334	44	Liam CHAWKE	1:35.351	83	Andy McALLISTER	1:15.196	5:11.292	5:12.057	0.765
				93	Paul CRANSTON	1:36.135	93	Paul CRANSTON	1:15.490	5:16.830	5:22.040	5.210
				401	Amalric BLANC	1:36.393	43	Stephen DEGNAN	1:15.605	10:10.276		
				43	Stephen DEGNAN	1:36.422	64	Chris SARBORA	1:15.776			
				85	Olivier LUPBERGER	1:37.381	59	Dave HEWSON	1:16.086			
				42	Jonathan PERRY	1:51.584						



SPEED TRAP ON APPROACH TO UNIVERSITY

Class	No/Name	Fastest	Lap 1	Lap 2	Lap 3	Lap 4	Lap 5	Lap 6	Lap 7	Lap 8	Lap 9	Lap 10	Lap 11	Lap 12
SBK	34 Alastair SEELEY	207.2	190.7	205.9	207.2	205.3	204.7							
SBK	60 Peter HICKMAN	203.4	188.6	203.4	202.8	201.6	172.6	197.5						
SBK	6 Michael DUNLOP	202.2	201.6	199.8	191.8	202.2	202.2	199.2						
SBK	5 Dean HARRISON	200.4	198.6	200.4	195.2	197.5	198.0	189.7	191.8					
SBK	13 Lee JOHNSTON	198.0	195.2	197.5	198.0	195.7	178.6							
SBK	3 John McGUINNESS	197.5	189.1	190.7	196.3	183.5	190.2	197.5	174.0					
SBK	74 Davey TODD	197.5	192.4	191.3	197.5	194.0	193.5	191.3						
SBK	1 Glenn IRWIN	197.5	195.2	193.5	195.7	185.5	197.5	189.1						
SBK	37 James HILLIER	197.5	173.1	190.2	197.5	182.5	197.5							
SBK	16 Mike BROWNE	196.9	184.5	190.2	196.9	196.9	186.5	196.3						
SBK	65 Michael SWEENEY	195.2	184.5	195.2	194.6	192.9								
SBK	22 Paul JORDAN	195.2	194.0	181.5	175.8	195.2	165.4							
SBK	7 Sam WEST	195.2	178.6	195.2	187.6	188.6	191.8							
SBK	15 Nathan HARRISON	194.6	180.5	194.0	191.8	176.3	194.6	170.9						
SBK	111 Brian McCORMACK	194.0	166.7	194.0	189.1	165.4	187.0							
SBK	24 Conor CUMMINS	192.9	187.6	191.8	192.9	192.4	192.4	191.3						
SBK	4 Michael RUTTER	192.4	180.5	192.4	191.3	189.1	192.4	184.5						
SBK	9 Craig NEVE	192.4	171.3	192.4	176.7	190.7	184.0	156.2						
SBK	56 Adam McLEAN	192.4	182.5	192.4	187.6	185.0	185.0							
SBK	23 Gary McCOY	190.7	187.0	190.7	187.0	185.5	188.1	186.0						
SBK	8 Lukas MAURER	190.2	179.5	190.2	190.2	188.6	188.6	181.0						
SBK	91 Julian TRUMMER	189.7	179.1	175.3	184.0	186.5	189.7	174.0						
SBK	46 Leon JEACOCK	189.7	174.9	183.5	187.6	189.7	187.0							
SBK	88 Emmet O'GRADY	188.6	166.2	175.3	148.3	167.5	188.1	188.6						
SBK	66 Ryan GIBSON	188.1	179.1	187.0	184.0	188.1	186.0	170.9						
SBK	32 Martin MORRIS	187.0	172.6	179.5	171.8	174.4	181.0	187.0						
SBK	50 Michael EVANS	187.0	168.7	179.1	175.8	187.0	179.1							
SBK	38 Erno KOSTAMO	186.5	131.2	180.5	186.5	183.5	176.3	144.8						
SBK	14 David DATZER	186.5	170.0	183.0	186.0	185.0	186.5	181.5						
SBK	58 Eddy FERRE	185.5	178.1	185.5	182.5	182.5	180.5							
SBK	21 Phil STEWART	184.5	162.6	176.7	177.2	171.8	182.0	184.5						
SBK	12 Raul TORRAS	184.5	161.9	183.5	184.5	181.5	182.5	180.5						
SBK	40 Nadieh SCHOOTS	184.0	156.2	173.1	179.1	184.0	184.0	184.0						
SBK	109 Neil KERNOHAN	183.5	181.0	183.5										
SBK	64 Chris SARBORA	183.0	159.9	167.9	174.0	176.7	183.0	154.4						
SBK	10 James CHAWKE	182.0	182.0	165.8	181.5	179.5	178.1	164.2						
SBK	25 Josh BROOKES	181.5	181.5											
SBK	96 Dom HERBERTSON	181.5	175.3	177.2	181.5	178.1								
SBK	474 Kamil HOLAN	180.5	157.7	164.2	177.2	173.5	179.1	180.5						
SBK	119 Kris DUNCAN	180.0	173.5	173.1	179.5	180.0	178.6	176.7						
SBK	83 Andy McALLISTER	179.5	171.8	166.7	177.7	179.1	179.5	171.3						
SBK	55 Donald MacFADYEN	178.6	161.9	176.7	178.6	170.9	155.5	177.7						
SBK	59 Dave HEWSON	177.2	134.9	174.9	176.7	175.3	177.2							
SBK	44 Liam CHAWKE	175.8	168.3	169.2	175.8	167.5	168.3	162.6						
SBK	401 Amalric BLANC	175.3	170.0	175.3										
SBK	39 Anthony REDMOND	175.3	174.4	175.3	165.4	172.6	175.3							
SBK	87 Patricia FERNANDEZ WEST	171.3	166.7	165.0	165.4	163.0	171.3	170.0						
SBK	62 Gerald DATH	170.5	169.2	170.5	156.2	160.3	159.9							
SBK	93 Paul CRANSTON	170.0	164.6	170.0	164.2									
SBK	69 Brad CLARKE	169.6	169.2	164.6	164.2	169.6	168.3	164.2						
SBK	19 Jean Pierre POLET	168.7	147.3	168.7	161.9	167.9	167.9	159.6						



SPEED TRAP ON APPROACH TO UNIVERSITY

Class	No/Name	Fastest	Lap 1	Lap 2	Lap 3	Lap 4	Lap 5	Lap 6	Lap 7	Lap 8	Lap 9	Lap 10	Lap 11	Lap 12
SBK	94 Stephen PARSONS	168.7	<u>168.7</u>											
SBK	43 Stephen DEGNAN	167.5	158.4	162.2	162.6	<u>167.5</u>	163.0							
SBK	85 Olivier LUPBERGER	161.5	155.5	138.8	<u>161.5</u>	157.3	148.3							
SBK	42 Jonathan PERRY	122.6	<u>122.6</u>											

fonaCAB and Nicholl Oils NORTH WEST 200 SUPERBIKE

Q4: Second Qualifying Thursday, 11 May 2023


Qualifying Time
5:09.544
Qualifying Speed
104.321


Pos	Class	No	Name	Machine / Sponsor	----- Best Lap -----			Total Laps	Qualifying Laps
					Time	Behind	Speed On		
Qualifying Classification									
1	SBK	34	Alastair SEELEY	BMW - Milwaukee BMW Motorrad	4:20.634		123.898	3	3
2	SBK	60	Peter HICKMAN	BMW - FHO Racing BMW Motorrad	4:22.449	1.815	123.041	4	5
3	SBK	5	Dean HARRISON	Kawasaki - DAO Racing	4:23.150	2.516	122.713	4	5
4	SBK	6	Michael DUNLOP	Honda - Hawk Racing	4:23.450	2.816	122.574	2	4
5	SBK	74	Davey TODD	Honda - Milenco by Padgett's Motorcycles	4:24.317	3.683	122.171	3	5
6	SBK	25	Josh BROOKES	BMW - FHO Racing BMW Motorrad	4:24.672	4.038	122.008	4	5
7	SBK	1	Glenn IRWIN	Ducati - BeerMonster Ducati	4:24.887	4.253	121.909	4	4
8	SBK	24	Conor CUMMINS	Honda - Milenco by Padgett's Motorcycles	4:25.532	4.898	121.612	3	5
9	SBK	16	Mike BROWNE	BMW - Burrows by RK Racing	4:28.520	7.886	120.259	2	5
10	SBK	3	John McGUINNESS	Honda - Honda Racing UK	4:28.846	8.212	120.113	3	4
11	SBK	37	James HILLIER	Yamaha - OMG Racing	4:31.056	10.422	119.134	2	3
12	SBK	4	Michael RUTTER	Honda - Bathams Racing	4:31.163	10.529	119.087	4	4
13	SBK	15	Nathan HARRISON	Honda - Honda Racing UK	4:31.491	10.857	118.943	3	4
14	SBK	65	Michael SWEENEY	BMW - MJR Racing	4:32.538	11.904	118.486	3	4
15	SBK	56	Adam McLEAN	Kawasaki - JMcC Roofing Racing	4:33.067	12.433	118.257	4	5
16	SBK	14	David DATZER	BMW - MTP Racing by Penz 13	4:34.235	13.601	117.753	3	4
17	SBK	9	Craig NEVE	Honda - Bathams Racing	4:34.652	14.018	117.574	4	4
18	SBK	7	Sam WEST	BMW - Moto-Hub.co.uk	4:34.983	14.349	117.433	2	5
19	SBK	38	Erno KOSTAMO	BMW - 38 Motorsport Syntainics	4:35.241	14.607	117.323	4	4
20	SBK	111	Brian McCORMACK	BMW - Roadhouse Macau/FHO	4:35.658	15.024	117.145	2	4
21	SBK	22	Paul JORDAN	Yamaha - PreZ Racing by Prosper2	4:37.836	17.202	116.227	4	5
22	SBK	23	Gary McCOY	Suzuki - MadBros	4:39.879	19.245	115.378	3	5
23	SBK	8	Lukas MAURER	Kawasaki - Team Renngrib by Heidger	4:40.503	19.869	115.122	4	5
24	SBK	88	Emmet O'GRADY	Honda - TAG Racing	4:41.936	21.302	114.537	2	3
25	SBK	46	Leon JEACOCK	Suzuki - Powerslide Suzuki	4:42.897	22.263	114.148	3	4
26	SBK	58	Eddy FERRE	BMW - Racing Team 38	4:43.734	23.100	113.811	2	3
27	SBK	10	James CHAWKE	Suzuki - Chawkie Racing	4:44.717	24.083	113.418	4	5
28	SBK	474	Kamil HOLAN	Kawasaki - Blue Garage Racing	4:44.740	24.106	113.409	4	5
29	SBK	20	Matthieu LAGRIVE	Yamaha - Optimark Road Racing	4:44.867	24.233	113.358	2	3
30	SBK	42	Jonathan PERRY	Kawasaki - Gordon Huxley Racing	4:46.913	26.279	112.550	2	5
31	SBK	119	Kris DUNCAN	Yamaha - plantfitter.com/KD Racing	4:48.782	28.148	111.821	3	3
32	SBK	66	Ryan GIBSON	Kawasaki - Gibson Motors	4:49.343	28.709	111.605	2	5
33	SBK	64	Chris SARBORA	BMW - Moto-Hub.co.uk	4:50.573	29.939	111.132	4	5
34	SBK	39	Anthony REDMOND	BMW - Reds Garage IOM	4:50.854	30.220	111.025	2	4
35	SBK	21	Phil STEWART	BMW - Phil Stewart Slaters	4:51.612	30.978	110.736	2	4
36	SBK	32	Martin MORRIS	BMW - Obsession Engineering	4:52.534	31.900	110.387	4	4
37	SBK	401	Amalric BLANC	BMW - Team B&M Gazzz 58	4:52.692	32.058	110.328	4	5
38	SBK	40	Nadieh SCHOOTS	Kawasaki - Rebel Racing	4:53.123	32.489	110.165	2	4
39	SBK	59	Dave HEWSON	BMW - Obsession Engineering	4:55.667	35.033	109.217	4	4
40	SBK	62	Gerald DATH	Honda - Optimark Road Racing	4:58.180	37.546	108.297	2	4
41	SBK	12	Raul TORRAS	Honda - Toll Racing Team	4:58.411	37.777	108.213	2	3
42	SBK	134	Don GILBERT	Suzuki - Gorilla Racing	4:58.812	38.178	108.068	3	5
43	SBK	55	Donald MacFADYEN	Yamaha - MacFadyen Racing	4:59.313	38.679	107.887	3	4
44	SBK	93	Paul CRANSTON	Suzuki - P & J Fuel Haulage	5:00.658	40.024	107.404	3	4
45	SBK	94	Stephen PARSONS	Kawasaki - Giraffe Racing	5:01.265	40.631	107.188	2	3
46	SBK	69	Brad CLARKE	Suzuki - Powerslide Suzuki	5:01.393	40.759	107.143	4	4
47	SBK	19	Jean Pierre POLET	BMW - JP Racing	5:02.453	41.819	106.767	4	4
48	SBK	87	Patricia FERNANDEZ WEST	Kawasaki - JMcC Roofing Racing	5:03.143	42.509	106.524	3	4
49	SBK	83	Andy McALLISTER	Kawasaki - Mac Racing	5:04.010	43.376	106.220	4	4
50	SBK	43	Stephen DEGNAN	Kawasaki	5:05.097	44.463	105.842	4	4

Non Qualifiers

SBK	44	Liam CHAWKE	Suzuki - Chawkie Racing	5:00.353	39.719	107.513	3	4	1
-----	----	-------------	-------------------------	----------	--------	---------	---	---	---

Provisional result to be confirmed by the Stewards of the Meeting subject to completion of technical inspections & the time limit for protests

Page 1 / 1

Circuit	The Triangle	Signed	Organising Club	Coleraine & District Motor Club
Length(miles)	8.9700 Lap 1 (8.8300)		Qualifying Started	14:32
Weather	Sunny	Chief Timekeeper		
Track	Dry, 35°C	Issued At: 15:23		





SUPERBIKE

Q4: Second Qualifying

Thursday, 11 May 2023

DETAILED SECTOR ANALYSIS

Qualifying Classification

Position

1 34 Alastair SEELEY

SBK Behind

Best Time **4:20.634** Best Speed **123.898** On **3** Gp

Lap	Lap Time	Lap Speed	Sector 1	Sector 2	Sector 3	Speed Trap
1	5:10.362	102.422		1:25.057	1:06.887	196.3
2	4:21.613	123.434	1:56.867	1:21.289	1:03.457	208.5
3	4:20.634	123.898	1:56.607	1:20.866	1:03.161	209.1
<i>Ideal</i>	<i>4:20.634</i>	<i>123.898</i>	<i>1:56.607</i>	<i>1:20.866</i>	<i>1:03.161</i>	<i>209.1</i>

2 60 Peter HICKMANSBK Behind **1.815**Best Time **4:22.449** Best Speed **123.041** On **4** Gp

Lap	Lap Time	Lap Speed	Sector 1	Sector 2	Sector 3	Speed Trap
1	5:20.830	99.081		1:25.222	1:05.211	207.8
2	4:27.082	120.907	1:59.619	1:23.019	1:04.444	207.2
3	4:27.272	120.821	2:00.614	1:22.260	1:04.398	206.5
4	4:22.449	123.041	1:57.747	1:21.626	1:03.076	204.7
5	4:34.498	117.640	1:59.216	1:23.764		205.9
<i>Ideal</i>	<i>4:22.449</i>	<i>123.041</i>	<i>1:57.747</i>	<i>1:21.626</i>	<i>1:03.076</i>	<i>207.8</i>

3 5 Dean HARRISONSBK Behind **2.516**Best Time **4:23.150** Best Speed **122.713** On **4** Gp

Lap	Lap Time	Lap Speed	Sector 1	Sector 2	Sector 3	Speed Trap
1	5:11.004	102.211		1:24.808	1:06.669	196.9
2	4:24.941	121.884	1:58.128	1:21.871	1:04.942	202.8
3	4:27.430	120.749	2:00.275	1:22.316	1:04.839	200.4
4	4:23.150	122.713	1:56.997	1:22.538	1:03.615	200.4
5	4:23.193	122.693	1:57.174	1:22.024	1:03.995	201.0
<i>Ideal</i>	<i>4:22.483</i>	<i>123.025</i>	<i>1:56.997</i>	<i>1:21.871</i>	<i>1:03.615</i>	<i>202.8</i>

4 6 Michael DUNLOPSBK Behind **2.816**Best Time **4:23.450** Best Speed **122.574** On **2** Gp

Lap	Lap Time	Lap Speed	Sector 1	Sector 2	Sector 3	Speed Trap
1	8:36.711	61.520		1:23.133	1:08.937	205.3
2	4:23.450	122.574	1:57.136	1:21.273	1:05.041	206.5
3	4:29.359	119.885	1:56.710	1:22.607		206.5
4	8:32.233	63.042		1:24.335		205.9
<i>Ideal</i>	<i>4:23.024</i>	<i>122.772</i>	<i>1:56.710</i>	<i>1:21.273</i>	<i>1:05.041</i>	<i>206.5</i>

Qualifying Classification

Position

5 74 Davey TODDSBK Behind **3.683**Best Time **4:24.317** Best Speed **122.171** On **3** Gp

Lap	Lap Time	Lap Speed	Sector 1	Sector 2	Sector 3	Speed Trap
1	5:08.596	103.008		1:26.515	1:08.299	198.6
2	4:25.963	121.415	1:59.377	1:22.362	1:04.224	203.4
3	4:24.317	122.171	1:57.916	1:22.606	1:03.795	197.5
4	4:26.240	121.289	1:58.329	1:23.103	1:04.808	196.9
5	4:24.916	121.895	1:57.509	1:23.333	1:04.074	198.0
<i>Ideal</i>	<i>4:23.666</i>	<i>122.473</i>	<i>1:57.509</i>	<i>1:22.362</i>	<i>1:03.795</i>	<i>203.4</i>

6 25 Josh BROOKESSBK Behind **4.038**Best Time **4:24.672** Best Speed **122.008** On **4** Gp

Lap	Lap Time	Lap Speed	Sector 1	Sector 2	Sector 3	Speed Trap
1	4:54.998	107.757		1:24.088	1:06.916	212.4
2	4:52.442	110.422	2:21.899	1:24.196	1:06.347	210.4
3	4:28.017	120.485	1:59.259	1:22.760	1:05.998	209.8
4	4:24.672	122.008	1:58.033	1:22.011	1:04.628	205.9
5	4:27.952	120.514	1:59.264	1:23.030	1:05.658	210.4
<i>Ideal</i>	<i>4:24.672</i>	<i>122.008</i>	<i>1:58.033</i>	<i>1:22.011</i>	<i>1:04.628</i>	<i>212.4</i>

7 1 Glenn IRWINSBK Behind **4.253**Best Time **4:24.887** Best Speed **121.909** On **4** Gp

Lap	Lap Time	Lap Speed	Sector 1	Sector 2	Sector 3	Speed Trap
1	4:49.847	109.672		1:22.970	1:05.134	202.8
2	4:25.636	121.565	1:59.112	1:22.327	1:04.197	199.2
3	4:28.769	120.148	1:58.376	1:25.911	1:04.482	202.2
4	4:24.887	121.909	1:57.894	1:23.142	1:03.851	202.2
<i>Ideal</i>	<i>4:24.072</i>	<i>122.285</i>	<i>1:57.894</i>	<i>1:22.327</i>	<i>1:03.851</i>	<i>202.8</i>



SUPERBIKE

Q4: Second Qualifying

Thursday, 11 May 2023

DETAILED SECTOR ANALYSIS

Qualifying Classification

Position

8 **24 Conor CUMMINS**

SBK Behind **4.898**
Best Time **4:25.532** Best Speed **121.612** On **3** Gp

Lap	Lap Time	Lap Speed	Sector 1	Sector 2	Sector 3	Speed Trap
1	5:07.592	103.345	1:24.939	1:05.424	197.5	
2	4:28.481	120.277	1:59.463	1:23.679	1:05.339	201.0
3	4:25.532	121.612	1:58.685	1:22.828	1:04.019	200.4
4	4:27.675	120.639	1:59.914	1:23.241	1:04.520	201.6
5	4:31.119	119.106	2:00.087	1:24.369	1:06.663	198.0
<i>Ideal</i>	<i>4:25.532</i>	<i>121.612</i>	<i>1:58.685</i>	<i>1:22.828</i>	<i>1:04.019</i>	<i>201.6</i>

9 **16 Mike BROWNE**

SBK Behind **7.886**
Best Time **4:28.520** Best Speed **120.259** On **2** Gp

Lap	Lap Time	Lap Speed	Sector 1	Sector 2	Sector 3	Speed Trap
1	5:12.753	101.639	1:24.513	1:05.990	188.6	
2	4:28.520	120.259	2:00.147	1:23.387	1:04.986	200.4
3	4:29.265	119.926	1:59.650	1:24.006	1:05.609	204.0
4	4:30.154	119.532	2:00.149	1:25.019	1:04.986	199.8
5	4:28.747	120.158	1:59.686	1:23.554	1:05.507	202.8
<i>Ideal</i>	<i>4:28.023</i>	<i>120.482</i>	<i>1:59.650</i>	<i>1:23.387</i>	<i>1:04.986</i>	<i>204.0</i>

10 **3 John McGUINNESS**

SBK Behind **8.212**
Best Time **4:28.846** Best Speed **120.113** On **3** Gp

Lap	Lap Time	Lap Speed	Sector 1	Sector 2	Sector 3	Speed Trap
1	5:09.536	102.696	1:25.588	1:05.976	197.5	
2	4:30.426	119.412	2:00.992	1:23.899	1:05.535	198.0
3	4:28.846	120.113	2:00.476	1:23.942	1:04.428	198.6
4	4:41.713	114.627	2:05.378	1:25.658		190.2
<i>Ideal</i>	<i>4:28.803</i>	<i>120.133</i>	<i>2:00.476</i>	<i>1:23.899</i>	<i>1:04.428</i>	<i>198.6</i>

11 **37 James HILLIER**

SBK Behind **10.422**
Best Time **4:31.056** Best Speed **119.134** On **2** Gp

Lap	Lap Time	Lap Speed	Sector 1	Sector 2	Sector 3	Speed Trap
1	4:57.196	106.960	1:25.087	1:06.721	200.4	
2	4:31.056	119.134	2:00.568	1:25.433	1:05.055	199.2
3	4:31.513	118.934	2:00.723	1:24.122		198.6
<i>Ideal</i>	<i>4:29.745</i>	<i>119.713</i>	<i>2:00.568</i>	<i>1:24.122</i>	<i>1:05.055</i>	<i>200.4</i>

Qualifying Classification

Position

12 **4 Michael RUTTER**

SBK Behind **10.529**
Best Time **4:31.163** Best Speed **119.087** On **4** Gp

Lap	Lap Time	Lap Speed	Sector 1	Sector 2	Sector 3	Speed Trap
1	5:01.098	105.574	1:25.143	1:07.135	196.3	
2	4:35.295	117.300	2:03.508	1:25.137		195.7
3	7:38.154	70.483	1:24.928	1:07.014		194.6
4	4:31.163	119.087	2:01.424	1:24.597	1:05.142	195.7
<i>Ideal</i>	<i>4:31.163</i>	<i>119.087</i>	<i>2:01.424</i>	<i>1:24.597</i>	<i>1:05.142</i>	<i>196.3</i>

13 **15 Nathan HARRISON**

SBK Behind **10.857**
Best Time **4:31.491** Best Speed **118.943** On **3** Gp

Lap	Lap Time	Lap Speed	Sector 1	Sector 2	Sector 3	Speed Trap
1	5:14.378	101.114	1:25.869	1:06.432	195.7	
2	4:33.374	118.124	2:01.410	1:25.591	1:06.373	195.2
3	4:31.491	118.943	2:01.612	1:24.358	1:05.521	196.9
4	4:38.228	116.063	2:01.125	1:26.003		195.7
<i>Ideal</i>	<i>4:31.004</i>	<i>119.157</i>	<i>2:01.125</i>	<i>1:24.358</i>	<i>1:05.521</i>	<i>196.9</i>

14 **65 Michael SWEENEY**

SBK Behind **11.904**
Best Time **4:32.538** Best Speed **118.486** On **3** Gp

Lap	Lap Time	Lap Speed	Sector 1	Sector 2	Sector 3	Speed Trap
1	5:17.171	100.224	1:26.584	1:06.877	199.8	
2	4:34.108	117.808	2:02.306	1:25.919	1:05.883	190.2
3	4:32.538	118.486	2:01.202	1:25.700	1:05.636	194.6
4	5:13.346	103.055	2:27.364	1:30.753		194.0
<i>Ideal</i>	<i>4:32.538</i>	<i>118.486</i>	<i>2:01.202</i>	<i>1:25.700</i>	<i>1:05.636</i>	<i>199.8</i>

15 **56 Adam McLEAN**

SBK Behind **12.433**
Best Time **4:33.067** Best Speed **118.257** On **4** Gp

Lap	Lap Time	Lap Speed	Sector 1	Sector 2	Sector 3	Speed Trap
1	5:12.209	101.816	1:25.563	1:06.690	194.6	
2	4:33.856	117.916	2:02.164	1:25.222	1:06.470	195.7
3	4:33.940	117.880	2:02.128	1:25.687	1:06.125	192.4
4	4:33.067	118.257	2:01.426	1:25.312	1:06.329	194.6
5	4:51.951	110.608	2:06.480	1:31.437		190.7
<i>Ideal</i>	<i>4:32.773</i>	<i>118.384</i>	<i>2:01.426</i>	<i>1:25.222</i>	<i>1:06.125</i>	<i>195.7</i>





SUPERBIKE

Q4: Second Qualifying

Thursday, 11 May 2023

DETAILED SECTOR ANALYSIS

Qualifying Classification

Position

16 **14 David DATZER**

SBK Behind **13.601**
Best Time **4:34.235** Best Speed **117.753** On **3** Gp

Lap	Lap Time	Lap Speed	Sector 1	Sector 2	Sector 3	Speed Trap
1	7:31.321	70.433		1:29.205	1:07.023	191.8
2	4:38.692	115.870	2:03.048	1:27.097	1:08.547	190.2
3	4:34.235	117.753	2:02.345	1:26.513	1:05.377	186.5
4	4:41.271	114.807	2:03.369	1:27.293		189.7
<i>Ideal</i>	<i>4:34.235</i>	<i>117.753</i>	<i>2:02.345</i>	<i>1:26.513</i>	<i>1:05.377</i>	<i>191.8</i>

17 **9 Craig NEVE**

SBK Behind **14.018**
Best Time **4:34.652** Best Speed **117.574** On **4** Gp

Lap	Lap Time	Lap Speed	Sector 1	Sector 2	Sector 3	Speed Trap
1	5:51.934	90.324		1:28.172	1:10.485	170.0
2	4:48.360	111.985	2:04.195	1:27.237	1:16.928	198.0
3	4:38.122	116.107	2:04.731	1:25.984	1:07.407	197.5
4	4:34.652	117.574	2:02.757	1:25.024	1:06.871	196.9
<i>Ideal</i>	<i>4:34.652</i>	<i>117.574</i>	<i>2:02.757</i>	<i>1:25.024</i>	<i>1:06.871</i>	<i>198.0</i>

18 **7 Sam WEST**

SBK Behind **14.349**
Best Time **4:34.983** Best Speed **117.433** On **2** Gp

Lap	Lap Time	Lap Speed	Sector 1	Sector 2	Sector 3	Speed Trap
1	5:22.788	98.479		1:25.225	1:06.633	198.6
2	4:34.983	117.433	2:02.501	1:25.223	1:07.259	196.9
3	4:36.197	116.917	2:03.350	1:25.973	1:06.874	194.6
4	4:36.610	116.742	2:03.426	1:25.523	1:07.661	193.5
5	4:52.030	110.578	2:08.543	1:31.227		189.7
<i>Ideal</i>	<i>4:34.357</i>	<i>117.701</i>	<i>2:02.501</i>	<i>1:25.223</i>	<i>1:06.633</i>	<i>198.6</i>

19 **38 Erno KOSTAMO**

SBK Behind **14.607**
Best Time **4:35.241** Best Speed **117.323** On **4** Gp

Lap	Lap Time	Lap Speed	Sector 1	Sector 2	Sector 3	Speed Trap
1	8:25.541	62.879		1:28.655		185.0
2	6:21.074	84.739		1:28.068	1:07.439	194.6
3	5:03.065	106.551	2:16.793	1:31.558	1:14.714	192.4
4	4:35.241	117.323	2:02.211	1:26.725	1:06.305	194.0
<i>Ideal</i>	<i>4:35.241</i>	<i>117.323</i>	<i>2:02.211</i>	<i>1:26.725</i>	<i>1:06.305</i>	<i>194.6</i>

Qualifying Classification

Position

20 **111 Brian McCORMACK**

SBK Behind **15.024**
Best Time **4:35.658** Best Speed **117.145** On **2** Gp

Lap	Lap Time	Lap Speed	Sector 1	Sector 2	Sector 3	Speed Trap
1	5:11.472	102.057		1:26.248	1:06.249	196.9
2	4:35.658	117.145	2:02.705	1:26.387	1:06.566	202.2
3	4:36.427	116.819	2:03.746	1:26.252	1:06.429	200.4
4	4:59.661	107.762	2:10.924	1:35.111		190.2
<i>Ideal</i>	<i>4:35.202</i>	<i>117.339</i>	<i>2:02.705</i>	<i>1:26.248</i>	<i>1:06.249</i>	<i>202.2</i>

21 **22 Paul JORDAN**

SBK Behind **17.202**
Best Time **4:37.836** Best Speed **116.227** On **4** Gp

Lap	Lap Time	Lap Speed	Sector 1	Sector 2	Sector 3	Speed Trap
1	5:48.438	91.230		1:29.397	1:09.077	170.0
2	4:42.970	114.118	2:06.117	1:28.194	1:08.659	192.9
3	4:38.471	115.962	2:04.608	1:27.337	1:06.526	194.6
4	4:37.836	116.227	2:03.700	1:26.545	1:07.591	196.9
5	6:04.981	88.476	2:44.059	1:33.215		194.6
<i>Ideal</i>	<i>4:36.771</i>	<i>116.674</i>	<i>2:03.700</i>	<i>1:26.545</i>	<i>1:06.526</i>	<i>196.9</i>

22 **23 Gary McCOY**

SBK Behind **19.245**
Best Time **4:39.879** Best Speed **115.378** On **3** Gp

Lap	Lap Time	Lap Speed	Sector 1	Sector 2	Sector 3	Speed Trap
1	5:41.681	93.034		1:29.317	1:08.908	191.3
2	4:41.882	114.559	2:05.940	1:28.251	1:07.691	192.9
3	4:39.879	115.378	2:04.482	1:28.036	1:07.361	188.6
4	4:41.844	114.574	2:05.120	1:28.001	1:08.723	188.6
5	5:53.791	91.274	2:25.522	1:32.528		190.7
<i>Ideal</i>	<i>4:39.844</i>	<i>115.393</i>	<i>2:04.482</i>	<i>1:28.001</i>	<i>1:07.361</i>	<i>192.9</i>





SUPERBIKE

Q4: Second Qualifying

Thursday, 11 May 2023

DETAILED SECTOR ANALYSIS

Qualifying Classification

Position

23 8 Lukas MAURER

SBK Behind 19.869

Best Time 4:40.503 Best Speed 115.122 On 4 Gp

Lap	Lap Time	Lap Speed	Sector 1	Sector 2	Sector 3	Speed Trap
1	6:29.427	81.628	1:29.510	1:12.754	186.5	
2	4:45.882	112.956	2:07.694	1:29.639	1:08.549	185.5
3	4:46.119	112.862	2:06.542	1:29.606	1:09.971	190.2
4	4:40.503	115.122	2:05.022	1:27.967	1:07.514	183.5
5	5:13.829	102.897	2:05.313	1:28.310		182.5
<i>Ideal</i>	4:40.503	115.122	2:05.022	1:27.967	1:07.514	190.2

24 88 Emmet O'GRADY

SBK Behind 21.302

Best Time 4:41.936 Best Speed 114.537 On 2 Gp

Lap	Lap Time	Lap Speed	Sector 1	Sector 2	Sector 3	Speed Trap
1	7:44.224	68.476	1:30.958	1:12.921	195.7	
2	4:41.936	114.537	2:06.371	1:27.507	1:08.058	193.5
3	4:47.366	112.372	2:06.405	1:28.544		192.9
<i>Ideal</i>	4:41.936	114.537	2:06.371	1:27.507	1:08.058	195.7

25 46 Leon JEACOCK

SBK Behind 22.263

Best Time 4:42.897 Best Speed 114.148 On 3 Gp

Lap	Lap Time	Lap Speed	Sector 1	Sector 2	Sector 3	Speed Trap
1	7:29.761	70.678	1:31.246	1:10.929	186.5	
2	4:46.163	112.845	2:08.149	1:28.710	1:09.304	190.2
3	4:42.897	114.148	2:06.247	1:28.618	1:08.032	188.1
4	4:43.140	114.050	2:05.976	1:27.966	1:09.198	189.7
<i>Ideal</i>	4:41.974	114.521	2:05.976	1:27.966	1:08.032	190.2

26 58 Eddy FERRE

SBK Behind 23.100

Best Time 4:43.734 Best Speed 113.811 On 2 Gp

Lap	Lap Time	Lap Speed	Sector 1	Sector 2	Sector 3	Speed Trap
1	6:29.846	81.540	1:30.029	1:08.496	188.6	
2	4:43.734	113.811	2:06.858	1:29.575	1:07.301	178.6
3	4:48.077	112.095	2:06.839	1:30.209		187.6
<i>Ideal</i>	4:43.715	113.818	2:06.839	1:29.575	1:07.301	188.6

Qualifying Classification

Position

27 10 James CHAWKE

SBK Behind 24.083

Best Time 4:44.717 Best Speed 113.418 On 4 Gp

Lap	Lap Time	Lap Speed	Sector 1	Sector 2	Sector 3	Speed Trap
1	5:57.716	88.864	1:31.348	1:12.145	165.4	
2	4:45.305	113.184	2:07.402	1:28.925	1:08.978	187.0
3	4:45.240	113.210	2:07.473	1:29.899	1:07.868	185.5
4	4:44.717	113.418	2:07.239	1:29.009	1:08.469	182.0
5	5:11.930	103.523	2:06.654	1:28.802		185.0
<i>Ideal</i>	4:43.324	113.976	2:06.654	1:28.802	1:07.868	187.0

28 474 Kamil HOLAN

SBK Behind 24.106

Best Time 4:44.740 Best Speed 113.409 On 4 Gp

Lap	Lap Time	Lap Speed	Sector 1	Sector 2	Sector 3	Speed Trap
1	5:42.452	92.825	1:31.271	1:11.939	183.5	
2	5:00.328	107.522	2:08.965	1:30.647	1:20.716	183.5
3	4:46.871	112.566	2:08.442	1:30.408	1:08.021	178.6
4	4:44.740	113.409	2:06.669	1:30.207	1:07.864	183.5
5	5:12.435	103.356	2:06.232	1:29.525		182.5
<i>Ideal</i>	4:43.621	113.856	2:06.232	1:29.525	1:07.864	183.5

29 20 Matthieu LAGRIVE

SBK Behind 24.233

Best Time 4:44.867 Best Speed 113.358 On 2 Gp

Lap	Lap Time	Lap Speed	Sector 1	Sector 2	Sector 3	Speed Trap
1	7:21.308	72.031	1:30.662	1:09.884	171.3	
2	4:44.867	113.358	2:07.875	1:29.018	1:07.974	186.5
3	4:50.161	111.290	2:06.006	1:29.154		186.5
<i>Ideal</i>	4:42.998	114.107	2:06.006	1:29.018	1:07.974	186.5

30 42 Jonathan PERRY

SBK Behind 26.279

Best Time 4:46.913 Best Speed 112.550 On 2 Gp

Lap	Lap Time	Lap Speed	Sector 1	Sector 2	Sector 3	Speed Trap
1	5:52.640	90.143	1:30.966	1:12.611	168.7	
2	4:46.913	112.550	2:07.828	1:29.415	1:09.670	186.0
3	4:47.797	112.204	2:08.556	1:30.651	1:08.590	186.0
4	4:47.602	112.280	2:07.882	1:30.060	1:09.660	185.0
5	5:14.177	102.783	2:07.069	1:28.500		187.0
<i>Ideal</i>	4:44.159	113.641	2:07.069	1:28.500	1:08.590	187.0



SUPERBIKE

Q4: Second Qualifying

Thursday, 11 May 2023

DETAILED SECTOR ANALYSIS

Qualifying Classification

Position

31 119 Kris DUNCAN

SBK Behind 28.148

Best Time 4:48.782 Best Speed 111.821 On 3 Gp

Lap	Lap Time	Lap Speed	Sector 1	Sector 2	Sector 3	Speed Trap
1	6:00.262	88.236	1:33.266	1:13.037	182.5	
2	4:53.218	110.130	2:11.582	1:31.322	1:10.314	188.6
3	4:48.782	111.821	2:08.878	1:30.709	1:09.195	186.5
<i>Ideal</i>	4:48.782	111.821	2:08.878	1:30.709	1:09.195	188.6

32 66 Ryan GIBSON

SBK Behind 28.709

Best Time 4:49.343 Best Speed 111.605 On 2 Gp

Lap	Lap Time	Lap Speed	Sector 1	Sector 2	Sector 3	Speed Trap
1	6:27.402	82.054	1:31.549	1:11.001	184.0	
2	4:49.343	111.605	2:09.056	1:31.028	1:09.259	180.0
3	4:50.834	111.032	2:08.474	1:31.546	1:10.814	191.3
4	4:50.220	111.267	2:08.802	1:30.386	1:11.032	188.6
5	5:49.447	92.409	2:08.390	1:32.147	188.6	
<i>Ideal</i>	4:48.035	112.111	2:08.390	1:30.386	1:09.259	191.3

33 64 Chris SARBORA

SBK Behind 29.939

Best Time 4:50.573 Best Speed 111.132 On 4 Gp

Lap	Lap Time	Lap Speed	Sector 1	Sector 2	Sector 3	Speed Trap
1	5:41.219	93.160	1:30.993	1:11.289	175.8	
2	4:54.958	109.480	2:11.335	1:31.913	1:11.710	182.0
3	5:37.516	95.675	2:52.398	1:32.350	1:12.768	187.6
4	4:50.573	111.132	2:09.607	1:30.584	1:10.382	189.1
5	5:46.353	93.234	2:08.681	1:33.510	190.7	
<i>Ideal</i>	4:49.647	111.487	2:08.681	1:30.584	1:10.382	190.7

34 39 Anthony REDMOND

SBK Behind 30.220

Best Time 4:50.854 Best Speed 111.025 On 2 Gp

Lap	Lap Time	Lap Speed	Sector 1	Sector 2	Sector 3	Speed Trap
1	8:10.332	64.830	1:32.339	1:10.230	183.0	
2	4:50.854	111.025	2:09.221	1:31.429	1:10.204	184.0
3	4:52.143	110.535	2:10.220	1:31.662	1:10.261	182.0
4	4:51.988	110.594	2:09.331	1:31.708	183.0	
<i>Ideal</i>	4:50.854	111.025	2:09.221	1:31.429	1:10.204	184.0

Qualifying Classification

Position

35 21 Phil STEWART

SBK Behind 30.978

Best Time 4:51.612 Best Speed 110.736 On 2 Gp

Lap	Lap Time	Lap Speed	Sector 1	Sector 2	Sector 3	Speed Trap
1	5:57.996	88.794	1:31.809	1:11.135	167.5	
2	4:51.612	110.736	2:10.304	1:30.997	1:10.311	187.0
3	4:53.677	109.958	2:12.163	1:32.081	1:09.433	184.0
4	5:02.980	106.581	2:13.321	1:34.226	183.5	
<i>Ideal</i>	4:50.734	111.071	2:10.304	1:30.997	1:09.433	187.0

36 32 Martin MORRIS

SBK Behind 31.900

Best Time 4:52.534 Best Speed 110.387 On 4 Gp

Lap	Lap Time	Lap Speed	Sector 1	Sector 2	Sector 3	Speed Trap
1	6:52.757	77.014	1:32.099	1:12.716	187.0	
2	4:54.980	109.472	2:10.301	1:32.738	1:11.941	187.0
3	5:22.357	100.175	2:39.004	1:32.387	1:10.966	188.6
4	4:52.534	110.387	2:10.522	1:31.384	1:10.628	186.0
<i>Ideal</i>	4:52.313	110.471	2:10.301	1:31.384	1:10.628	188.6

37 401 Amalric BLANC

SBK Behind 32.058

Best Time 4:52.692 Best Speed 110.328 On 4 Gp

Lap	Lap Time	Lap Speed	Sector 1	Sector 2	Sector 3	Speed Trap
1	6:06.832	86.655	1:35.493	1:21.621	170.0	
2	4:56.921	108.756	2:12.849	1:33.572	1:10.500	178.6
3	4:59.019	107.993	2:14.726	1:32.590	1:11.703	169.2
4	4:52.692	110.328	2:10.160	1:31.897	1:10.635	179.5
5	5:53.256	91.412	2:09.922	1:31.948	180.0	
<i>Ideal</i>	4:52.319	110.468	2:09.922	1:31.897	1:10.500	180.0

38 40 Nadieh SCHOOTS

SBK Behind 32.489

Best Time 4:53.123 Best Speed 110.165 On 2 Gp

Lap	Lap Time	Lap Speed	Sector 1	Sector 2	Sector 3	Speed Trap
1	6:53.473	76.880	1:32.432	1:11.900	174.4	
2	4:53.123	110.165	2:11.359	1:30.331	1:11.433	181.0
3	4:54.883	109.508	2:11.928	1:31.129	1:11.826	186.5
4	5:05.279	105.779	2:13.714	1:34.392	186.5	
<i>Ideal</i>	4:53.123	110.165	2:11.359	1:30.331	1:11.433	186.5





SUPERBIKE

Q4: Second Qualifying

Thursday, 11 May 2023

DETAILED SECTOR ANALYSIS

Qualifying Classification

Position

39 59 Dave HEWSON

SBK Behind 35.033

Best Time 4:55.667 Best Speed 109.217 On 4 Gp

Lap	Lap Time	Lap Speed	Sector 1	Sector 2	Sector 3	Speed Trap
1	7:04.195	74.937		1:32.364	1:12.409	184.5
2	4:56.558	108.889	2:12.442	1:32.615	1:11.501	183.0
3	4:56.227	109.011	2:13.155	1:31.640	1:11.432	181.0
4	4:55.667	109.217	2:12.624	1:32.459	1:10.584	174.4
<i>Ideal</i>	4:54.666	109.588	2:12.442	1:31.640	1:10.584	184.5

40 62 Gerald DATH

SBK Behind 37.546

Best Time 4:58.180 Best Speed 108.297 On 2 Gp

Lap	Lap Time	Lap Speed	Sector 1	Sector 2	Sector 3	Speed Trap
1	5:33.492	95.319		1:32.236	1:12.425	184.0
2	4:58.180	108.297	2:12.481	1:33.710	1:11.989	176.7
3	5:06.514	105.352	2:11.802	1:39.832	1:14.880	177.7
4	5:22.491	100.133	2:21.520	1:44.307		167.9
<i>Ideal</i>	4:56.027	109.085	2:11.802	1:32.236	1:11.989	184.0

41 12 Raul TORRAS

SBK Behind 37.777

Best Time 4:58.411 Best Speed 108.213 On 2 Gp

Lap	Lap Time	Lap Speed	Sector 1	Sector 2	Sector 3	Speed Trap
1	7:36.485	69.636		1:37.545	1:14.268	171.3
2	4:58.411	108.213	2:12.282	1:34.708	1:11.421	188.6
3	5:02.732	106.669	2:13.289	1:34.549		178.6
<i>Ideal</i>	4:58.252	108.271	2:12.282	1:34.549	1:11.421	188.6

42 134 Don GILBERT

SBK Behind 38.178

Best Time 4:58.812 Best Speed 108.068 On 3 Gp

Lap	Lap Time	Lap Speed	Sector 1	Sector 2	Sector 3	Speed Trap
1	6:01.440	87.948		1:34.693	1:13.812	165.0
2	5:01.064	107.260	2:14.813	1:33.035	1:13.216	165.8
3	4:58.812	108.068	2:13.415	1:32.842	1:12.555	172.6
4	4:59.240	107.913	2:09.989	1:33.004	1:16.247	177.7
5	5:52.145	91.701	2:10.203	1:33.701		182.0
<i>Ideal</i>	4:55.386	109.321	2:09.989	1:32.842	1:12.555	182.0

Qualifying Classification

Position

43 55 Donald MacFADYEN

SBK Behind 38.679

Best Time 4:59.313 Best Speed 107.887 On 3 Gp

Lap	Lap Time	Lap Speed	Sector 1	Sector 2	Sector 3	Speed Trap
1	6:02.865	87.603		1:32.456	1:13.411	178.6
2	5:00.403	107.496	2:15.282	1:32.553	1:12.568	169.2
3	4:59.313	107.887	2:14.155	1:32.599	1:12.559	171.8
4	5:18.031	101.537	2:32.947	1:32.302	1:12.782	181.0
<i>Ideal</i>	4:59.016	107.994	2:14.155	1:32.302	1:12.559	181.0

44 93 Paul CRANSTON

SBK Behind 40.024

Best Time 5:00.658 Best Speed 107.404 On 3 Gp

Lap	Lap Time	Lap Speed	Sector 1	Sector 2	Sector 3	Speed Trap
1	7:43.681	68.556		1:37.002	1:12.777	175.8
2	5:02.427	106.776	2:14.099	1:35.683	1:12.645	180.5
3	5:00.658	107.404	2:13.335	1:35.462	1:11.861	177.2
4	5:13.903	102.873	2:13.530	1:37.093		177.2
<i>Ideal</i>	5:00.658	107.404	2:13.335	1:35.462	1:11.861	180.5

45 94 Stephen PARSONS

SBK Behind 40.631

Best Time 5:01.265 Best Speed 107.188 On 2 Gp

Lap	Lap Time	Lap Speed	Sector 1	Sector 2	Sector 3	Speed Trap
1	6:09.215	86.096		1:33.522	1:13.468	184.0
2	5:01.265	107.188	2:13.879	1:33.970	1:13.416	189.7
3	5:04.046	106.208	2:13.781	1:34.088		192.4
<i>Ideal</i>	5:00.719	107.383	2:13.781	1:33.522	1:13.416	192.4

46 69 Brad CLARKE

SBK Behind 40.759

Best Time 5:01.393 Best Speed 107.143 On 4 Gp

Lap	Lap Time	Lap Speed	Sector 1	Sector 2	Sector 3	Speed Trap
1	5:55.104	89.517		1:36.582	1:15.447	174.4
2	5:07.058	105.166	2:16.076	1:35.970	1:15.012	173.5
3	5:12.955	103.184	2:17.160	1:35.879	1:19.916	172.2
4	5:01.393	107.143	2:12.757	1:35.035	1:13.601	177.2
<i>Ideal</i>	5:01.393	107.143	2:12.757	1:35.035	1:13.601	177.2



SUPERBIKE

Q4: Second Qualifying

Thursday, 11 May 2023

DETAILED SECTOR ANALYSIS

Qualifying Classification

Position

47 19 Jean Pierre POLET

SBK Behind 41.819

Best Time 5:02.453 Best Speed 106.767 On 4 Gp

Lap	Lap Time	Lap Speed	Sector 1	Sector 2	Sector 3	Speed Trap
1	7:09.722	73.973		1:34.014	1:39.620	175.8
2	5:04.454	106.065	2:14.507	1:34.314	1:15.633	181.5
3	5:03.628	106.354	2:17.997	1:34.603	1:11.028	177.2
4	5:02.453	106.767	2:13.341	1:35.691		182.5
<i>Ideal</i>	4:58.383	108.223	2:13.341	1:34.014	1:11.028	182.5

Non Qualifiers

Position

44 Liam CHAWKE

SBK Behind 39.719

Best Time 5:00.353 Best Speed 107.513 On 3 Gp

Lap	Lap Time	Lap Speed	Sector 1	Sector 2	Sector 3	Speed Trap
1	6:10.435	85.813		1:33.931		176.3
2	8:41.694	61.898		1:33.404	1:11.915	186.5
3	5:00.353	107.513	2:14.600	1:32.990	1:12.763	187.6
4	6:02.246	89.144	2:14.389	1:33.506		185.0
<i>Ideal</i>	4:59.294	107.894	2:14.389	1:32.990	1:11.915	187.6

48 87 Patricia FERNANDEZ WEST

SBK Behind 42.509

Best Time 5:03.143 Best Speed 106.524 On 3 Gp

Lap	Lap Time	Lap Speed	Sector 1	Sector 2	Sector 3	Speed Trap
1	6:00.008	88.298		1:35.172	1:14.015	162.2
2	5:06.289	105.430	2:17.612	1:35.085	1:13.592	163.8
3	5:03.143	106.524	2:15.447	1:34.244	1:13.452	183.5
4	5:14.086	102.813	2:17.973	1:34.299		174.9
<i>Ideal</i>	5:03.143	106.524	2:15.447	1:34.244	1:13.452	183.5

49 83 Andy McALLISTER

SBK Behind 43.376

Best Time 5:04.010 Best Speed 106.220 On 4 Gp

Lap	Lap Time	Lap Speed	Sector 1	Sector 2	Sector 3	Speed Trap
1	8:17.712	63.868		1:37.435	1:14.177	170.0
2	5:06.882	105.226	2:16.157	1:36.554	1:14.171	182.5
3	5:06.466	105.369	2:16.716	1:36.848	1:12.902	181.0
4	5:04.010	106.220	2:15.457	1:35.688	1:12.865	187.6
<i>Ideal</i>	5:04.010	106.220	2:15.457	1:35.688	1:12.865	187.6

50 43 Stephen DEGNAN

SBK Behind 44.463

Best Time 5:05.097 Best Speed 105.842 On 4 Gp

Lap	Lap Time	Lap Speed	Sector 1	Sector 2	Sector 3	Speed Trap
1	6:41.376	79.198		1:38.398	1:13.336	170.0
2	5:05.932	105.553	2:15.855	1:36.010	1:14.067	170.5
3	5:06.032	105.518	2:16.021	1:36.644	1:13.367	168.7
4	5:05.097	105.842	2:14.998	1:36.988	1:13.111	171.3
<i>Ideal</i>	5:04.119	106.182	2:14.998	1:36.010	1:13.111	171.3

fonaCAB and Nicholl Oils NORTH WEST 200

SUPERBIKE

Q4: Second Qualifying

SECTOR ANALYSIS

Perfect Lap (sum of best sectors) = 4:20.549



SECTOR 1 FINISH - BALLYSALLY			SECTOR 2 BALLYSALLY - METROPOLE			SECTOR 3 METROPOLE - FINISH			IDEAL / BEST COMPARISON					
Pos	No	Name	Time	No	Name	Time	Pos	No	Name	Time	Best Time	Diff		
1	34	Alastair SEELEY	1:56.607	34	Alastair SEELEY	1:20.866	60	Peter HICKMAN	1:03.076	1	34	Alastair SEELEY	4:20.634	0.000
2	6	Michael DUNLOP	1:56.710	6	Michael DUNLOP	1:21.273	34	Alastair SEELEY	1:03.161	2	60	Peter HICKMAN	4:22.449	0.000
3	5	Dean HARRISON	1:56.997	60	Peter HICKMAN	1:21.626	5	Dean HARRISON	1:03.615	3	5	Dean HARRISON	4:22.483	0.667
4	74	Davey TODD	1:57.509	5	Dean HARRISON	1:21.871	74	Davey TODD	1:03.795	4	6	Michael DUNLOP	4:23.024	0.426
5	60	Peter HICKMAN	1:57.747	25	Josh BROOKES	1:22.011	1	Glenn IRWIN	1:03.851	5	74	Davey TODD	4:23.666	0.651
6	1	Glenn IRWIN	1:57.894	1	Glenn IRWIN	1:22.327	24	Conor CUMMINS	1:04.019	6	25	Josh BROOKES	4:24.672	0.000
7	25	Josh BROOKES	1:58.033	74	Davey TODD	1:22.362	3	John McGUINNESS	1:04.428	7	1	Glenn IRWIN	4:24.072	0.815
8	24	Conor CUMMINS	1:58.685	24	Conor CUMMINS	1:22.828	25	Josh BROOKES	1:04.628	8	24	Conor CUMMINS	4:25.532	0.000
9	16	Mike BROWNE	1:59.650	16	Mike BROWNE	1:23.387	16	Mike BROWNE	1:04.986	9	16	Mike BROWNE	4:28.023	0.497
10	3	John McGUINNESS	2:00.476	3	John McGUINNESS	1:23.899	6	Michael DUNLOP	1:05.041	10	3	John McGUINNESS	4:28.803	0.043
11	37	James HILLIER	2:00.568	37	James HILLIER	1:24.122	37	James HILLIER	1:05.055	11	37	James HILLIER	4:29.745	1.311
12	15	Nathan HARRISON	2:01.125	15	Nathan HARRISON	1:24.358	4	Michael RUTTER	1:05.142	12	4	Michael RUTTER	4:31.163	0.000
13	65	Michael SWEENEY	2:01.202	4	Michael RUTTER	1:24.597	14	David DATZER	1:05.377	13	15	Nathan HARRISON	4:31.004	0.487
14	4	Michael RUTTER	2:01.424	9	Craig NEVE	1:25.024	15	Nathan HARRISON	1:05.521	14	65	Michael SWEENEY	4:32.538	0.000
15	56	Adam McLEAN	2:01.426	56	Adam McLEAN	1:25.222	65	Michael SWEENEY	1:05.636	15	56	Adam McLEAN	4:32.773	0.294
16	38	Erno KOSTAMO	2:02.211	7	Sam WEST	1:25.223	56	Adam McLEAN	1:06.125	16	14	David DATZER	4:34.235	0.000
17	14	David DATZER	2:02.345	65	Michael SWEENEY	1:25.700	111	Brian McCORMACK	1:06.249	17	9	Craig NEVE	4:34.652	0.000
18	7	Sam WEST	2:02.501	111	Brian McCORMACK	1:26.248	38	Erno KOSTAMO	1:06.305	18	7	Sam WEST	4:34.357	0.626
19	111	Brian McCORMACK	2:02.705	14	David DATZER	1:26.513	22	Paul JORDAN	1:06.526	19	38	Erno KOSTAMO	4:35.241	0.000
20	9	Craig NEVE	2:02.757	22	Paul JORDAN	1:26.545	7	Sam WEST	1:06.633	20	111	Brian McCORMACK	4:35.202	0.456
21	22	Paul JORDAN	2:03.700	38	Erno KOSTAMO	1:26.725	9	Craig NEVE	1:06.871	21	22	Paul JORDAN	4:36.771	1.065
22	23	Gary McCOY	2:04.482	88	Emmet O'GRADY	1:27.507	58	Eddy FERRE	1:07.301	22	23	Gary McCOY	4:39.844	0.035
23	8	Lukas MAURER	2:05.022	46	Leon JEACOCK	1:27.966	23	Gary McCOY	1:07.361	23	8	Lukas MAURER	4:40.503	0.000
24	46	Leon JEACOCK	2:05.976	8	Lukas MAURER	1:27.967	8	Lukas MAURER	1:07.514	24	88	Emmet O'GRADY	4:41.936	0.000
25	20	Matthieu LAGRIVE	2:06.006	23	Gary McCOY	1:28.001	474	Kamil HOLAN	1:07.864	25	46	Leon JEACOCK	4:41.974	0.923
26	474	Kamil HOLAN	2:06.232	42	Jonathan PERRY	1:28.500	10	James CHAWKE	1:07.868	26	58	Eddy FERRE	4:43.715	0.019
27	88	Emmet O'GRADY	2:06.371	10	James CHAWKE	1:28.802	20	Matthieu LAGRIVE	1:07.974	27	10	James CHAWKE	4:43.324	1.393
28	10	James CHAWKE	2:06.654	20	Matthieu LAGRIVE	1:29.018	46	Leon JEACOCK	1:08.032	28	474	Kamil HOLAN	4:43.621	1.119
29	58	Eddy FERRE	2:06.839	474	Kamil HOLAN	1:29.525	88	Emmet O'GRADY	1:08.058	29	20	Matthieu LAGRIVE	4:42.998	1.869
30	42	Jonathan PERRY	2:07.069	58	Eddy FERRE	1:29.575	42	Jonathan PERRY	1:08.590	30	42	Jonathan PERRY	4:44.159	2.754
31	66	Ryan GIBSON	2:08.390	40	Nadieh SCHOOTS	1:30.331	119	Kris DUNCAN	1:09.195	31	119	Kris DUNCAN	4:48.782	0.000
32	64	Chris SARBORA	2:08.681	66	Ryan GIBSON	1:30.386	66	Ryan GIBSON	1:09.259	32	66	Ryan GIBSON	4:48.035	1.308
33	119	Kris DUNCAN	2:08.878	64	Chris SARBORA	1:30.584	21	Phil STEWART	1:09.433	33	64	Chris SARBORA	4:49.647	0.926
34	39	Anthony REDMOND	2:09.221	119	Kris DUNCAN	1:30.709	39	Anthony REDMOND	1:10.204	34	39	Anthony REDMOND	4:50.854	0.000
35	401	Amalric BLANC	2:09.922	21	Phil STEWART	1:30.997	64	Chris SARBORA	1:10.382	35	21	Phil STEWART	4:50.734	0.878
36	134	Don GILBERT	2:09.989	32	Martin MORRIS	1:31.384	401	Amalric BLANC	1:10.500	36	32	Martin MORRIS	4:52.313	0.221
37	32	Martin MORRIS	2:10.301	39	Anthony REDMOND	1:31.429	59	Dave HEWSON	1:10.584	37	401	Amalric BLANC	4:52.319	0.373
38	21	Phil STEWART	2:10.304	59	Dave HEWSON	1:31.640	32	Martin MORRIS	1:10.628	38	40	Nadieh SCHOOTS	4:53.123	0.000
39	40	Nadieh SCHOOTS	2:11.359	401	Amalric BLANC	1:31.897	19	Jean Pierre POLET	1:11.028	39	59	Dave HEWSON	4:54.666	1.001
40	62	Gerald DATH	2:11.802	62	Gerald DATH	1:32.236	12	Raul TORRAS	1:11.421	40	62	Gerald DATH	4:56.027	2.153
41	12	Raul TORRAS	2:12.282	55	Donald MacFADYEN	1:32.302	40	Nadieh SCHOOTS	1:11.433	41	12	Raul TORRAS	4:58.252	0.159
42	59	Dave HEWSON	2:12.442	134	Don GILBERT	1:32.842	93	Paul CRANSTON	1:11.861	42	134	Don GILBERT	4:55.386	3.426
43	69	Brad CLARKE	2:12.757	44	Liam CHAWKE	1:32.990	44	Liam CHAWKE	1:11.915	43	55	Donald MacFADYEN	4:59.016	0.297
44	93	Paul CRANSTON	2:13.335	94	Stephen PARSONS	1:33.522	62	Gerald DATH	1:11.989	44	44	Liam CHAWKE	4:59.294	1.059
45	19	Jean Pierre POLET	2:13.341	19	Jean Pierre POLET	1:34.014	134	Don GILBERT	1:12.555	45	93	Paul CRANSTON	5:00.658	0.000
46	94	Stephen PARSONS	2:13.781	87	Patricia FERNANDEZ WEST	1:34.244	55	Donald MacFADYEN	1:12.559	46	94	Stephen PARSONS	5:00.719	0.546
47	55	Donald MacFADYEN	2:14.155	12	Raul TORRAS	1:34.549	83	Andy McALLISTER	1:12.865	47	69	Brad CLARKE	5:01.393	0.000
48	44	Liam CHAWKE	2:14.389	69	Brad CLARKE	1:35.035	43	Stephen DEGNAN	1:13.111	48	19	Jean Pierre POLET	4:58.383	4.070
49	43	Stephen DEGNAN	2:14.998	93	Paul CRANSTON	1:35.462	94	Stephen PARSONS	1:13.416	49	87	Patricia FERNANDEZ WEST	5:03.143	0.000
50	87	Patricia FERNANDEZ WEST	2:15.447	83	Andy McALLISTER	1:35.688	87	Patricia FERNANDEZ WEST	1:13.452	50	83	Andy McALLISTER	5:04.010	0.000
51	83	Andy McALLISTER	2:15.457	43	Stephen DEGNAN	1:36.010	69	Brad CLARKE	1:13.601	51	43	Stephen DEGNAN	5:04.119	0.978



SPEED TRAP ON APPROACH TO UNIVERSITY

Class	No/Name	Fastest	Lap 1	Lap 2	Lap 3	Lap 4	Lap 5	Lap 6	Lap 7	Lap 8	Lap 9	Lap 10	Lap 11	Lap 12
SBK	25 Josh BROOKES	212.4	212.4	210.4	209.8	205.9	210.4							
SBK	34 Alastair SEELEY	209.1	196.3	208.5	209.1									
SBK	60 Peter HICKMAN	207.8	207.8	207.2	206.5	204.7	205.9							
SBK	6 Michael DUNLOP	206.5	205.3	206.5	206.5	205.9								
SBK	16 Mike BROWNE	204.0	188.6	200.4	204.0	199.8	202.8							
SBK	74 Davey TODD	203.4	198.6	203.4	197.5	196.9	198.0							
SBK	1 Glenn IRWIN	202.8	202.8	199.2	202.2	202.2								
SBK	5 Dean HARRISON	202.8	196.9	202.8	200.4	200.4	201.0							
SBK	111 Brian McCORMACK	202.2	196.9	202.2	200.4	190.2								
SBK	24 Conor CUMMINS	201.6	197.5	201.0	200.4	201.6	198.0							
SBK	37 James HILLIER	200.4	200.4	199.2	198.6									
SBK	65 Michael SWEENEY	199.8	199.8	190.2	194.6	194.0								
SBK	3 John McGUINNESS	198.6	197.5	198.0	198.6	190.2								
SBK	7 Sam WEST	198.6	198.6	196.9	194.6	193.5	189.7							
SBK	9 Craig NEVE	198.0	170.0	198.0	197.5	196.9								
SBK	22 Paul JORDAN	196.9	170.0	192.9	194.6	196.9	194.6							
SBK	15 Nathan HARRISON	196.9	195.7	195.2	196.9	195.7								
SBK	4 Michael RUTTER	196.3	196.3	195.7	194.6	195.7								
SBK	56 Adam McLEAN	195.7	194.6	195.7	192.4	194.6	190.7							
SBK	88 Emmet O'GRADY	195.7	195.7	193.5	192.9									
SBK	38 Erno KOSTAMO	194.6	185.0	194.6	192.4	194.0								
SBK	23 Gary McCOY	192.9	191.3	192.9	188.6	188.6	190.7							
SBK	94 Stephen PARSONS	192.4	184.0	189.7	192.4									
SBK	14 David DATZER	191.8	191.8	190.2	186.5	189.7								
SBK	66 Ryan GIBSON	191.3	184.0	180.0	191.3	188.6	188.6							
SBK	64 Chris SARBORA	190.7	175.8	182.0	187.6	189.1	190.7							
SBK	8 Lukas MAURER	190.2	186.5	185.5	190.2	183.5	182.5							
SBK	46 Leon JEACOCK	190.2	186.5	190.2	188.1	189.7								
SBK	12 Raul TORRAS	188.6	171.3	188.6	178.6									
SBK	119 Kris DUNCAN	188.6	182.5	188.6	186.5									
SBK	58 Eddy FERRE	188.6	188.6	178.6	187.6									
SBK	32 Martin MORRIS	188.6	187.0	187.0	188.6	186.0								
SBK	83 Andy McALLISTER	187.6	170.0	182.5	181.0	187.6								
SBK	44 Liam CHAWKE	187.6	176.3	186.5	187.6	185.0								
SBK	10 James CHAWKE	187.0	165.4	187.0	185.5	182.0	185.0							
SBK	42 Jonathan PERRY	187.0	168.7	186.0	186.0	185.0	187.0							
SBK	21 Phil STEWART	187.0	167.5	187.0	184.0	183.5								
SBK	40 Nadieh SCHOOTS	186.5	174.4	181.0	186.5	186.5								
SBK	20 Matthieu LAGRIVE	186.5	171.3	186.5	186.5									
SBK	59 Dave HEWSON	184.5	184.5	183.0	181.0	174.4								
SBK	39 Anthony REDMOND	184.0	183.0	184.0	182.0	183.0								
SBK	62 Gerald DATH	184.0	184.0	176.7	177.7	167.9								
SBK	474 Kamil HOLAN	183.5	183.5	183.5	178.6	183.5	182.5							
SBK	87 Patricia FERNANDEZ WEST	183.5	162.2	163.8	183.5	174.9								
SBK	19 Jean Pierre POLET	182.5	175.8	181.5	177.2	182.5								
SBK	134 Don GILBERT	182.0	165.0	165.8	172.6	177.7	182.0							
SBK	55 Donald MacFADYEN	181.0	178.6	169.2	171.8	181.0								
SBK	93 Paul CRANSTON	180.5	175.8	180.5	177.2	177.2								
SBK	401 Amalric BLANC	180.0	170.0	178.6	169.2	179.5	180.0							
SBK	69 Brad CLARKE	177.2	174.4	173.5	172.2	177.2								
SBK	43 Stephen DEGNAN	171.3	170.0	170.5	168.7	171.3								

fonaCAB and Nicholl Oils NORTH WEST 200


SUPERBIKE Combined Qualifying



Pos	Class	No	Name	-----Best Time / Qual Laps-----			Overall Best Time / Speed /	
				Session A	Session B		Total Qual Laps	
Qualifying Classification								
1	SBK	34	Alastair SEELEY	4:24.587	5	4:20.634	2	4:20.634 123.898 7
2	SBK	60	Peter HICKMAN	4:29.922	3	4:22.449	4	4:22.449 123.041 7
3	SBK	6	Michael DUNLOP	4:22.658	4	4:23.450	2	4:22.658 122.943 6
4	SBK	5	Dean HARRISON	4:30.379	6	4:23.150	4	4:23.150 122.713 10
5	SBK	74	Davey TODD	4:30.740	6	4:24.317	5	4:24.317 122.171 11
6	SBK	25	Josh BROOKES	5:09.601	1	4:24.672	5	4:24.672 122.008 6
7	SBK	1	Glenn IRWIN	4:31.076	5	4:24.887	4	4:24.887 121.909 9
8	SBK	24	Conor CUMMINS	4:32.146	4	4:25.532	5	4:25.532 121.612 9
9	SBK	16	Mike BROWNE	4:33.796	4	4:28.520	4	4:28.520 120.259 8
10	SBK	3	John McGUINNESS	4:30.287	5	4:28.846	4	4:28.846 120.113 9
11	SBK	13	Lee JOHNSTON	4:28.887	2	-----		4:28.887 120.095 2
12	SBK	37	James HILLIER	4:42.236	4	4:31.056	3	4:31.056 119.134 7
13	SBK	4	Michael RUTTER	4:39.962	3	4:31.163	3	4:31.163 119.087 6
14	SBK	15	Nathan HARRISON	4:38.249	5	4:31.491	3	4:31.491 118.943 8
15	SBK	65	Michael SWEENEY	4:38.267	3	4:32.538	2	4:32.538 118.486 5
16	SBK	56	Adam McLEAN	4:39.017	4	4:33.067	4	4:33.067 118.257 8
17	SBK	14	David DATZER	4:44.605	5	4:34.235	3	4:34.235 117.753 8
18	SBK	9	Craig NEVE	4:41.588	3	4:34.652	3	4:34.652 117.574 6
19	SBK	7	Sam WEST	4:41.512	3	4:34.983	4	4:34.983 117.433 7
20	SBK	38	Erno KOSTAMO	4:43.989	3	4:35.241	2	4:35.241 117.323 5
21	SBK	111	Brian McCORMACK	4:42.238	3	4:35.658	3	4:35.658 117.145 6
22	SBK	22	Paul JORDAN	4:43.910	2	4:37.836	3	4:37.836 116.227 5
23	SBK	23	Gary McCOY	4:44.269	5	4:39.879	3	4:39.879 115.378 8
24	SBK	8	Lukas MAURER	4:48.388	4	4:40.503	3	4:40.503 115.122 7
25	SBK	88	Emmet O'GRADY	4:44.787	4	4:41.936	2	4:41.936 114.537 6
26	SBK	46	Leon JEACOCK	4:49.437	4	4:42.897	3	4:42.897 114.148 7
27	SBK	58	Eddy FERRE	4:51.061	3	4:43.734	2	4:43.734 113.811 5
28	SBK	10	James CHAWKE	4:51.697	3	4:44.717	3	4:44.717 113.418 6
29	SBK	474	Kamil HOLAN	4:57.231	5	4:44.740	3	4:44.740 113.409 8
30	SBK	20	Matthieu LAGRIVE	-----		4:44.867	2	4:44.867 113.358 2
31	SBK	91	Julian TRUMMER	4:45.987	4	-----		4:45.987 112.914 4
32	SBK	42	Jonathan PERRY	7:53.863	0	4:46.913	3	4:46.913 112.550 3
33	SBK	50	Michael EVANS	4:47.206	4	-----		4:47.206 112.435 4
34	SBK	119	Kris DUNCAN	4:57.787	5	4:48.782	2	4:48.782 111.821 7
35	SBK	66	Ryan GIBSON	4:50.237	3	4:49.343	3	4:49.343 111.605 6
36	SBK	64	Chris SARBORA	5:06.981	2	4:50.573	2	4:50.573 111.132 4
37	SBK	39	Anthony REDMOND	4:54.531	4	4:50.854	3	4:50.854 111.025 7
38	SBK	21	Phil STEWART	4:58.078	5	4:51.612	3	4:51.612 110.736 8
39	SBK	96	Dom HERBERTSON	4:52.449	2	-----		4:52.449 110.419 2
40	SBK	32	Martin MORRIS	4:56.869	5	4:52.534	2	4:52.534 110.387 7
41	SBK	401	Amalric BLANC	4:53.057	2	4:52.692	3	4:52.692 110.328 5
42	SBK	40	Nadieh SCHOOTS	4:56.347	5	4:53.123	3	4:53.123 110.165 8
43	SBK	12	Raul TORRAS	4:55.571	3	4:58.411	2	4:55.571 109.253 5
44	SBK	59	Dave HEWSON	5:10.472	2	4:55.667	3	4:55.667 109.217 5
45	SBK	62	Gerald DATH	5:05.929	2	4:58.180	2	4:58.180 108.297 4
46	SBK	134	Don GILBERT	-----		4:58.812	3	4:58.812 108.068 3
47	SBK	55	Donald MacFADYEN	5:02.594	5	4:59.313	2	4:59.313 107.887 7
48	SBK	44	Liam CHAWKE	5:10.905	3	5:00.353	1	5:00.353 107.513 4
49	SBK	93	Paul CRANSTON	5:12.057	1	5:00.658	2	5:00.658 107.404 3
50	SBK	94	Stephen PARSONS	6:32.048	0	5:01.265	2	5:01.265 107.188 2
51	SBK	69	Brad CLARKE	5:06.888	2	5:01.393	2	5:01.393 107.143 4
52	SBK	19	Jean Pierre POLET	5:06.693	4	5:02.453	3	5:02.453 106.767 7
53	SBK	87	Patricia FERNANDEZ	5:05.299	4	5:03.143	2	5:03.143 106.524 6
54	SBK	83	Andy McALLISTER	5:10.011	3	5:04.010	3	5:04.010 106.220 6
55	SBK	43	Stephen DEGNAN	5:10.758	3	5:05.097	3	5:05.097 105.842 6

Provisional result to be confirmed by the Stewards of the Meeting subject to completion of technical inspections & the time limit for protests

Page 1 / 2

Circuit	The Triangle	Signed	 Chief Timekeeper	Organising Club	Coleraine & District Motor Club
Length(miles)	8.9700 Lap 1 (8.8300)	Issued At:			
Weather					
Track					






Non Qualifiers

SBK	85	Olivier LUPBERGER	5:22.040	0	-----	0
SBK	109	Neil KERNOHAN	10:10.276	0	-----	0

Provisional result to be confirmed by the Stewards of the Meeting subject to completion of technical inspections & the time limit for protests

Circuit	The Triangle	Signed		Organising Club	Coleraine & District Motor Club
Length(miles)	8.9700 Lap 1 (8.8300)	Chief Timekeeper			
Weather		Issued At:			
Track					





**ANCHOR BAR &
MERROW HOTEL SUPERBIKE**



RACE NUMBER:

3 (SAT) & 6 (SAT)

GROUP: A

[]

[]

[]

[]

[]

[]

[]

**58
FERRE**

**46
JEACOCK**

ROW 8

**88
O'GRADY**

**8
MAURER**

**23
McCOY**

ROW 7

**22
JORDAN**

**111
McCORMACK**

**38
KOSTAMO**

ROW 6

**7
WEST**

**9
NEVE**

**14
DATZER**

ROW 5

**56
McLEAN**

**65
SWEENEY**

**4
RUTTER**

ROW 4

**37
HILLIER**

**3
McGUINNESS**

**16
BROWNE**

ROW 3

**24
CUMMINS**

**1
IRWIN**

**74
TODD**

ROW 2

**5
HARRISON**

**6
DUNLOP**

**34
SEELEY**

ROW 1

POLE



ANCHOR BAR & MERROW HOTEL SUPERBIKE



RACE NUMBER:

3 (SAT) & 6 (SAT)

GROUP: B

[]

[]

[]

43 DEGNAN

83
McALLISTER

87
FERNANDEZ

ROW 17

19
POLET

69
CLARKE

94
PARSONS

ROW 16

93
CRANSTON

44
L CHAWKE

55
MacFADYEN

ROW 15

134
GILBERT

62
DATH

59
HEWSON

ROW 14

12
TORRAS

40
SCHOOTS

401
BLANC

ROW 13

32
MORRIS

21
STEWART

39
REDMOND

ROW 12

64
SARBORA

66
GIBSON

119
DUNCAN

ROW 11

50
EVANS

42
PERRY

91
TRUMMER

ROW 10

20
LAGRIVE

474
HOLAN

10
J CHAWKE

ROW 9