



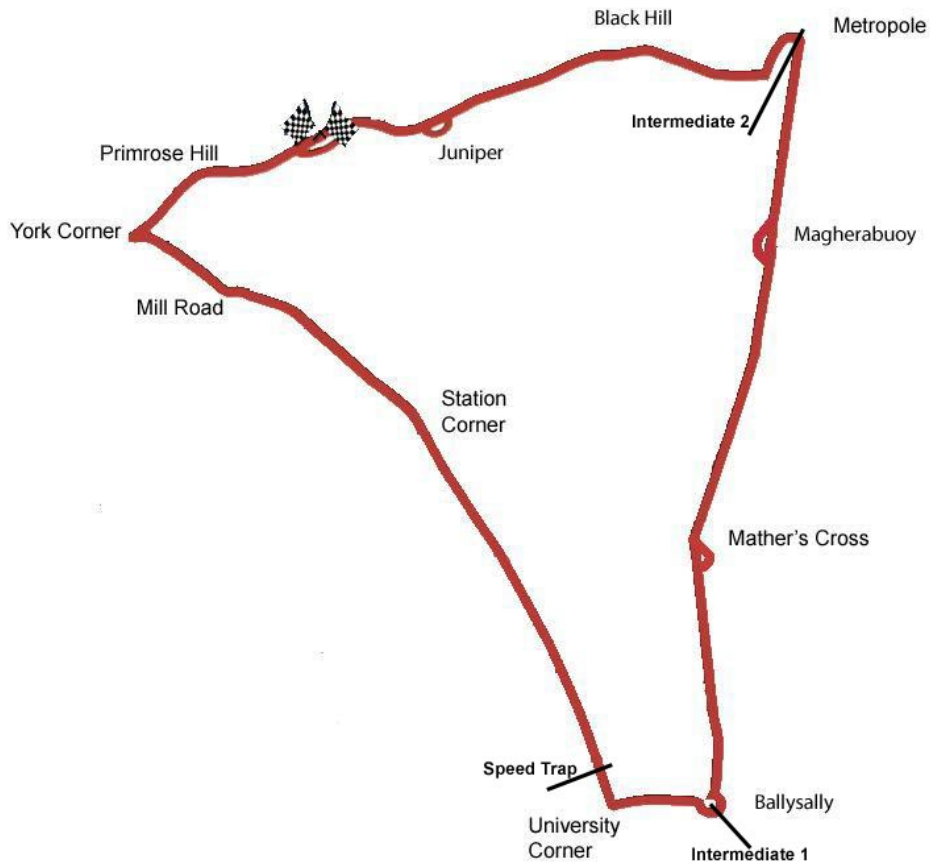
Tuesday 9th – Saturday 13th May 2023

promoted by
Coleraine & District Motor Club

www.northwest200.org



The Triangle Circuit 8.970 miles



MOST WINS at NORTH WEST 200

Alastair Seeley	27	2008 - 22	(Supersport – 13, Superstock – 10, Superbike – 4)
Robert Dunlop	15	1986 - 06	(125 – 5, 250 – 4, 350 – 1, Superbike – 5)
Michael Rutter	14	1997 - 17	(Supertwin – 1, Supersport – 2, Prod'n/S'tock – 2, Superbike – 9)
Joey Dunlop	13	1979 - 88	(250 – 1, 500 – 1, Production 750 – 2, Superbike – 9)
Phillip McCallen	11	1991 - 97	(250 – 2, 400 – 1, Supersport – 4, Superbike – 4)
Bruce Anstey (NZ)	10	2002 - 14	(Supersport – 5, Production/Superstock – 4, Superbike – 1)
Tony Rutter	9	1973 - 82	(250 – 2, 350 – 5, 500 – 1, Superbike – 1)
Ian Lougher	8	1991 - 05	(125 – 5, 250 – 1, Supersport – 1, Superstock – 1)
Steve Plater	8	2006 - 09	(Supersport – 3, Superbike – 5)
Steven Cull	6	1980 - 88	(250 – 3, 350 – 1, Superbike – 2)
John McGuinness	6	2000 - 12	(250 – 1, 400 – 1, Supersport – 1, Superbike – 3)
Glenn Irwin	6	2017 - 22	(Superbike – 6)
Arthur Wheeler	5	1951 - 62	(250 – 5)
Tommy Robb	5	1959 - 65	(125 – 1, 250 – 4)
John Williams	5	1974 - 77	(350 – 1, 500 – 2, Superbike – 2)
Mick Grant	5	1975 - 82	(500 – 2, Superbike – 3)
Woolsey Coulter	5	1989 - 98	(250 – 5)
Ian Simpson	5	1995 - 98	(Supersport – 1, Production – 1, Superbike – 3)
Ryan Farquhar	5	2003 - 15	(Supertwin – 2, Supersport – 3)
Michael Dunlop	5	2008 - 16	(250 – 1, Supersport – 1, Superstock – 1, Superbike – 2)
Lee Johnston	5	2014 - 22	(Supertwin – 2, Supersport – 2, Superstock – 1)
Ernie Nott	4	1929 - 32	(500 – 4)
Jimmie Guthrie	4	1934 - 37	(500 – 4)
Bob McIntyre	4	1953 - 61	(350 – 2, 500 – 2)
Eddie Laycock	4	1986 - 90	(250 – 4)
David Jefferies	4	1999 - 02	(Supersport – 1, Superbike – 3)
William Dunlop	4	2009 - 14	(125 – 1, 250 – 1, Supersport – 1, Superbike – 1)

The Triangle Circuit 8.970 miles

LAP & RACE RECORDS & BEST SECTORS ANALYSIS (RACE & QUALIFYING)

at the start of the meeting

SUPERTWIN	Name	Machine	Laps	m	s	mph	Session & Year
Lap Record	Jeremy McWilliams	Paton	4	50.038		111.337	Supertwin-2 2022
Best Qualifying Lap	Richard Cooper	Kawasaki	4	51.951		110.608	Thu Qualifying 2022
Best Sector 1	Jeremy McWilliams	Paton	2	09.536		113.014	Supertwin-2 2022
Best Sector 2	Pierre-Yves Bian	Paton	1	31.561		121.178	Supertwin-1 2022
Best Sector 3	Lee Johnston	Aprilia	1	06.707		98.302	Supertwin-2 2022
Ideal Lap (sum of best sectors)			4	47.804		112.201	
Difference (Best Lap – Ideal Lap)					2.234		
Race Record	Joe Loughlin	Paton	4	19	19.849	110.932	Supertwin-2 2022

SUPERSPORT	Name	Machine	Laps	m	s	mph	Session & Year
Lap Record	Davey Todd	Honda	4	33.577		118.036	Supersport-2 2022
Best Qualifying Lap	Alastair Seeley	Yamaha	4	35.624		117.160	Thu Qualifying 2014
Best Sector 1	Davey Todd	Honda	2	02.249		119.751	Supersport-2 2022
Best Sector 2	Alastair Seeley	Yamaha	1	25.133		130.328	Supersport-1 2018
Best Sector 3	Alastair Seeley	Yamaha	1	03.897		102.625	Supersport-2 2018
Ideal Lap (sum of best sectors)			4	31.279		119.036	
Difference (Best Lap – Ideal Lap)					2.298		
Race Record	Lee Johnston	Yamaha	6	27	31.644	117.003	Supersport-2 2022

SUPERSTOCK	Name	Machine	Laps	m	s	mph	Session & Year
Lap Record	Davey Todd	Honda	4	20.640		123.895	Superstock-2 2022
Best Qualifying Lap	Alastair Seeley	BMW	4	22.104		123.203	Thu Qualifying 2017
Best Sector 1	Davey Todd	Honda	1	56.456		125.708	Superstock-2 2022
Best Sector 2	Alastair Seeley	BMW	1	20.774		137.361	Superstock-2 2018
Best Sector 3	Peter Hickman	BMW	1	02.373		105.132	Superstock-1 2019
Ideal Lap (sum of best sectors)			4	19.603		124.390	
Difference (Best Lap – Ideal Lap)					1.037		
Race Record	Alastair Seeley	BMW	6	26	22.328	122.129	Superstock-1 2017

SUPERBIKE	Name	Machine	Laps	m	s	mph	Session & Year
Lap Record	Peter Hickman	BMW	4	18.753		124.799	Superbike-1 2022
Best Qualifying Lap	Glenn Irwin	Honda	4	20.205		124.102	Thu Qualifying 2022
Best Sector 1	Peter Hickman	BMW	1	55.572		126.669	Superbike-1 2022
Best Sector 2	Alastair Seeley	BMW	1	19.340		139.844	Superbike-2 2017
Best Sector 3	Glenn Irwin	Honda	1	01.941		105.865	Superbike-2 2022
Ideal Lap (sum of best sectors)			4	16.853		125.722	
Difference (Best Lap – Ideal Lap)					1.900		
Race Record	Glenn Irwin	Honda	6	25	59.274	123.935	Superbike-1 2022

Sector	Description	Distance
Sector 1	Finish to Ballysally Roundabout	4.0665 miles
Sector 2	Ballysally Roundabout to Metropole	3.0820 miles
Sector 3	Metropole to Finish	1.8215 miles

FASTEST SPEED TRAP SPEEDS

Class	Name	Machine	mph	Session & Year
Superbike	Bruce Anstey	Honda	209.8	2016 Superbike-1
Superbike	Martin Jessopp	Ducati	208	2012 Tue Qualifying
Superbike	Ian Hutchinson	BMW	207.8	2022 Superbike-2
Superbike	James Hillier	Yamaha	207.2	2022 Superbike-2
Superbike	Michael Rutter	BMW	205.9	2016 Superbike-1
Superstock	Michael Dunlop	BMW	205.9	2016 Superstock-1
Supersport	William Dunlop	Yamaha	184.5	2016 Supersport-1
Supersport	Ian Hutchinson	Yamaha	184.5	2016 Supersport-2
Supertwin	Michael Rutter	Kawasaki	165.8	2019 Supertwin-1

fonaCAB and Nicholl Oils NORTH WEST 200 SUPERSTOCK

Q4: First Qualifying
Tuesday, 09 May 2023



					Qualifying Time	5:11.871	Qualifying Speed	103.543		
Pos	Class	No	Name	Machine / Sponsor	Time	Best Lap Behind	Speed	On	Total Laps	Qualifying Laps
Qualifying Classification										
1	STK	34	Alastair SEELEY	BMW - SYNETIC BMW Motorrad	4:21.769		123.361	6	7	6
2	STK	6	Michael DUNLOP	Honda - MD Racing	4:23.729	1.960	122.444	4	4	3
3	STK	60	Peter HICKMAN	BMW - FHO Racing BMW Motorrad	4:24.853	3.084	121.924	4	6	5
4	STK	74	Davey TODD	Honda - Milenco by Padgett's Motorcycles	4:26.409	4.640	121.212	4	4	2
5	STK	13	Lee JOHNSTON	Honda - Ashcourt Racing	4:26.502	4.733	121.170	3	4	2
6	STK	5	Dean HARRISON	Kawasaki - DAO Racing	4:27.280	5.511	120.817	6	7	6
7	STK	25	Josh BROOKES	BMW - FHO Racing BMW Motorrad	4:28.516	6.747	120.261	6	6	5
8	STK	24	Conor CUMMINS	Honda - Milenco by Padgett's Motorcycles	4:29.173	7.404	119.967	5	7	5
9	STK	3	John McGUINNESS	Honda - Honda Racing UK	4:30.499	8.730	119.379	5	6	5
10	STK	37	James HILLIER	Yamaha - OMG Racing	4:32.236	10.467	118.618	7	7	6
11	STK	15	Nathan HARRISON	Honda - Honda Racing UK	4:33.772	12.003	117.952	6	7	6
12	STK	7	Sam WEST	BMW - Moto-Hub.co.uk	4:34.942	13.173	117.450	6	7	6
13	STK	65	Michael SWEENEY	BMW - MJR Racing	4:34.951	13.182	117.446	3	4	3
14	STK	56	Adam McLEAN	Kawasaki - JMcC Roofing Racing	4:35.598	13.829	117.171	6	6	5
15	STK	22	Paul JORDAN	Yamaha - PreZ Racing by Prosper2	4:38.742	16.973	115.849	2	3	2
16	STK	14	David DATZER	BMW - MTP Racing by Penz 13	4:39.482	17.713	115.542	6	6	5
17	STK	38	Erno KOSTAMO	BMW - 38 Motorsport Syntainics	4:39.871	18.102	115.382	3	6	5
18	STK	9	Craig NEVE	Honda - Bathams Racing	4:40.013	18.244	115.323	2	5	2
19	STK	11	Stefano BONETTI	Honda - Consonni	4:40.510	18.741	115.119	5	6	4
20	STK	50	Michael EVANS	Suzuki - Michael Evans Racing	4:40.743	18.974	115.023	5	6	5
21	STK	91	Julian TRUMMER	Honda - WH Racing with Dynobike	4:40.912	19.143	114.954	2	3	2
22	STK	8	Lukas MAURER	Kawasaki - Team Renngrib by Heidger	4:42.348	20.579	114.370	3	3	2
23	STK	16	Mike BROWNE	BMW - Burrows by RK Racing	4:42.710	20.941	114.223	2	4	3
24	STK	20	Matthieu LAGRIVE	Yamaha - Optimark Road Racing	4:45.091	23.322	113.269	5	6	4
25	STK	88	Emmet O'GRADY	Honda - TAG Racing	4:45.508	23.739	113.104	5	5	4
26	STK	474	Kamil HOLAN	Kawasaki - Blue Garage Racing	4:48.640	26.871	111.876	6	7	6
27	STK	10	James CHAWKE	Suzuki - Chawkie Racing	4:49.121	27.352	111.690	5	5	4
28	STK	66	Ryan GIBSON	Kawasaki - Gibson Motors	4:49.174	27.405	111.670	3	5	4
29	STK	58	Eddy FERRE	BMW - Racing Team 38	4:49.236	27.467	111.646	3	4	2
30	STK	40	Nadieh SCHOOTS	Kawasaki - Rebel Racing	4:50.132	28.363	111.301	5	5	3
31	STK	119	Kris DUNCAN	Yamaha - planfitter.com/KD Racing	4:50.738	28.969	111.069	6	6	4
32	STK	39	Anthony REDMOND	BMW - Reds Garage IOM	4:51.363	29.594	110.831	4	4	3
33	STK	46	Leon JEACOCK	Suzuki - Powerslide Suzuki	4:51.624	29.855	110.732	4	4	2
34	STK	12	Raul TORRAS	Honda - Toll Racing Team	4:53.144	31.375	110.157	3	3	2
35	STK	32	Martin MORRIS	BMW - Obsession Engineering	4:54.337	32.568	109.711	4	5	4
36	STK	42	Jonathan PERRY	Kawasaki - Gordon Huxley Racing	4:55.891	34.122	109.135	6	6	4
37	STK	59	Dave HEWSON	BMW - Obsession Engineering	5:00.799	39.030	107.354	5	5	4
38	STK	87	Patricia FERNANDEZ WEST	Kawasaki - JMcC Roofing Racing	5:01.714	39.945	107.029	6	6	4
39	STK	85	Olivier LUPBERGER	Kawasaki - Team Renngrib by Heidger	5:02.295	40.526	106.823	4	5	2
40	STK	19	Jean Pierre POLET	BMW - JP Racing	5:03.004	41.235	106.573	6	6	3
41	STK	55	Donald MacFADYEN	Yamaha - MacFadyen Racing	5:03.482	41.713	106.405	6	6	4
42	STK	43	Stephen DEGNAN	Kawasaki	5:04.295	42.526	106.121	4	6	4
43	STK	64	Chris SARBORA	BMW - Moto-Hub.co.uk	5:04.670	42.901	105.990	6	6	2
44	STK	83	Andy McALLISTER	Kawasaki - Mac Racing	5:05.502	43.733	105.701	5	5	3
45	STK	44	Liam CHAWKE	Suzuki - Chawkie Racing	5:07.227	45.458	105.108	5	5	2
46	STK	62	Gerald DATH	Honda - Optimark Road Racing	5:11.223	49.454	103.758	2	6	2


Non Qualifiers

STK	96	Dom HERBERTSON	Honda - Wilson Craig Racing	4:47.686	25.917	112.247	2	3	1
STK	111	Brian McCORMACK	BMW - Roadhouse Macau/FHO	5:06.526	44.757	105.348	2	2	1
STK	26	Andrea MAJOLA	Yamaha - Andrea Majola Racing	5:09.285	47.516	104.409	2	5	1
STK	134	Don GILBERT	Suzuki - Gorilla Racing	5:09.553	47.784	104.318	2	2	1
STK	69	Brad CLARKE	Suzuki - Powerslide Suzuki	5:10.233	48.464	104.090	6	6	1
STK	21	Phil STEWART	Yamaha - Phil Stewart Slaters	7:27.349	3:05.580	72.185	1	2	0
STK	4	Michael RUTTER	BMW - Bathams Racing	8:29.243	4:07.474	63.412	3	3	0

No 26 +10 seconds penalty for straight through Juniper Chicane on fastest lap

Provisional result to be confirmed by the Stewards of the Meeting subject to completion of technical inspections & the time limit for protests

Page 1 / 1

Circuit	The Triangle	Signed	Organising Club	Coleraine & District Motor Club
Length(miles)	8.9700 Lap 1 (8.8300)		Qualifying Started	14:25
Weather	Sunny	Chief Timekeeper		
Track	Dry, 29°C	Issued At: 15:07		





SUPERSTOCK

Q4: First Qualifying

Tuesday, 09 May 2023

DETAILED SECTOR ANALYSIS

Qualifying Classification

Position

1 34 Alastair SEELEY

STK Behind 1.960
Best Time 4:21.769 Best Speed 123.361 On 6 Gp

Lap	Lap Time	Lap Speed	Sector 1	Sector 2	Sector 3	Speed Trap
1	8:24.000	63.071		1:27.357	1:21.135	204.7
2	4:33.525	118.059	2:01.142	1:26.348	1:06.035	203.4
3	4:26.565	121.141	1:58.919	1:23.136	1:04.510	204.7
4	4:27.469	120.732	1:59.117	1:22.571	1:05.781	195.7
5	4:25.175	121.776	1:58.569	1:21.993	1:04.613	202.2
6	4:21.769	123.361	1:56.850	1:21.272	1:03.647	204.7
7	4:24.618	122.033	1:57.881	1:21.550	1:05.187	204.7
<i>Ideal</i>	4:21.769	123.361	1:56.850	1:21.272	1:03.647	204.7

2 6 Michael DUNLOP

STK Behind 1.960
Best Time 4:23.729 Best Speed 122.444 On 4 Gp

Lap	Lap Time	Lap Speed	Sector 1	Sector 2	Sector 3	Speed Trap
1	20:51.017	25.410		1:24.590	1:07.556	204.0
2	4:27.346	120.787	2:01.121	1:21.873	1:04.352	202.2
3	4:26.769	121.049	1:59.693	1:22.377	1:04.699	202.2
4	4:23.729	122.444	1:58.481	1:20.959	1:04.289	201.0
<i>Ideal</i>	4:23.729	122.444	1:58.481	1:20.959	1:04.289	204.0

3 60 Peter HICKMAN

STK Behind 3.084
Best Time 4:24.853 Best Speed 121.924 On 4 Gp

Lap	Lap Time	Lap Speed	Sector 1	Sector 2	Sector 3	Speed Trap
1	9:53.548	53.556		1:27.676	1:07.058	195.7
2	4:28.889	120.094	2:00.320	1:24.375	1:04.194	198.6
3	4:29.259	119.929	2:00.904	1:23.177	1:05.178	197.5
4	4:24.853	121.924	1:58.105	1:23.233	1:03.515	198.6
5	4:30.929	119.190	2:00.922	1:24.908	1:05.099	183.5
6	5:08.935	104.527	1:58.468	1:36.614	1:33.853	199.2
<i>Ideal</i>	4:24.797	121.950	1:58.105	1:23.177	1:03.515	199.2

Qualifying Classification

Position

4 74 Davey TODD

STK Behind 4.640
Best Time 4:26.409 Best Speed 121.212 On 4 Gp

Lap	Lap Time	Lap Speed	Sector 1	Sector 2	Sector 3	Speed Trap
1	6:07.256	86.555		1:36.427		191.3
2	20:05.632	26.784		1:24.168	1:13.129	198.0
3	4:26.987	120.950	1:59.584	1:23.214	1:04.189	197.5
4	4:26.409	121.212	1:58.822	1:22.605	1:04.982	199.2
<i>Ideal</i>	4:25.616	121.574	1:58.822	1:22.605	1:04.189	199.2

5 13 Lee JOHNSTON

STK Behind 4.733
Best Time 4:26.502 Best Speed 121.170 On 3 Gp

Lap	Lap Time	Lap Speed	Sector 1	Sector 2	Sector 3	Speed Trap
1	11:24.984	46.407		1:26.504	1:07.967	192.4
2	4:41.521	114.705	2:00.960	1:32.390	1:08.171	191.8
3	4:26.502	121.170	1:59.324	1:22.720	1:04.458	200.4
4	5:32.762	97.042	2:07.422	2:10.373		202.8
<i>Ideal</i>	4:26.502	121.170	1:59.324	1:22.720	1:04.458	202.8

6 5 Dean HARRISON

STK Behind 5.511
Best Time 4:27.280 Best Speed 120.817 On 6 Gp

Lap	Lap Time	Lap Speed	Sector 1	Sector 2	Sector 3	Speed Trap
1	5:58.782	88.600		1:37.273	1:20.325	177.7
2	4:46.747	112.615	2:14.787	1:26.068	1:05.892	193.5
3	4:31.945	118.745	2:01.791	1:24.084	1:06.070	194.6
4	4:30.115	119.549	2:01.407	1:23.984	1:04.724	194.6
5	4:27.818	120.574	1:59.477	1:24.038	1:04.303	193.5
6	4:27.280	120.817	1:58.935	1:23.452	1:04.893	193.5
7	4:35.076	117.393	1:58.433	1:26.069		192.9
<i>Ideal</i>	4:26.188	121.313	1:58.433	1:23.452	1:04.303	194.6





SUPERSTOCK

Q4: First Qualifying

Tuesday, 09 May 2023

DETAILED SECTOR ANALYSIS

Qualifying Classification

Position

7 25 Josh BROOKES

STK Behind 6.747

Best Time 4:28.516 Best Speed 120.261 On 6 Gp

Lap	Lap Time	Lap Speed	Sector 1	Sector 2	Sector 3	Speed Trap
1	9:23.536	56.408		1:30.498	1:10.321	198.0
2	4:39.537	115.520	2:04.856	1:26.147	1:08.534	201.6
3	4:34.791	117.515	2:02.029	1:25.402	1:07.360	200.4
4	4:32.428	118.534	2:01.492	1:24.583	1:06.353	199.8
5	4:30.878	119.212	2:00.633	1:23.972	1:06.273	197.5
6	4:28.516	120.261	1:59.307	1:23.689	1:05.520	198.6
<i>Ideal</i>	<i>4:28.516</i>	<i>120.261</i>	<i>1:59.307</i>	<i>1:23.689</i>	<i>1:05.520</i>	<i>201.6</i>

8 24 Conor CUMMINS

STK Behind 7.404

Best Time 4:29.173 Best Speed 119.967 On 5 Gp

Lap	Lap Time	Lap Speed	Sector 1	Sector 2	Sector 3	Speed Trap
1	5:52.348	90.218		1:33.692	1:19.456	182.0
2	4:47.482	112.327	2:12.973	1:27.201	1:07.308	193.5
3	4:39.108	115.697	2:02.370	1:25.569	1:11.169	194.6
4	4:31.797	118.809	2:01.155	1:25.081	1:05.561	200.4
5	4:29.173	119.967	2:00.650	1:23.782	1:04.741	197.5
6	4:40.384	115.171	2:03.813	1:26.206		191.8
7	7:24.164	72.703		2:14.667		198.6
<i>Ideal</i>	<i>4:29.173</i>	<i>119.967</i>	<i>2:00.650</i>	<i>1:23.782</i>	<i>1:04.741</i>	<i>200.4</i>

9 3 John McGUINNESS

STK Behind 8.730

Best Time 4:30.499 Best Speed 119.379 On 5 Gp

Lap	Lap Time	Lap Speed	Sector 1	Sector 2	Sector 3	Speed Trap
1	5:53.339	89.965		1:33.778	1:21.453	168.3
2	4:51.071	110.942	2:15.710	1:27.238	1:08.123	181.5
3	4:35.776	117.095	2:04.073	1:25.293	1:06.410	190.2
4	4:36.133	116.944	2:02.518	1:27.535	1:06.080	196.3
5	4:30.499	119.379	2:01.604	1:23.937	1:04.958	196.3
6	4:41.758	114.609	2:03.203	1:25.617		191.3
<i>Ideal</i>	<i>4:30.499</i>	<i>119.379</i>	<i>2:01.604</i>	<i>1:23.937</i>	<i>1:04.958</i>	<i>196.3</i>

Qualifying Classification

Position

10 37 James HILLIER

STK Behind 10.467

Best Time 4:32.236 Best Speed 118.618 On 7 Gp

Lap	Lap Time	Lap Speed	Sector 1	Sector 2	Sector 3	Speed Trap
1	5:53.803	89.847		1:33.903	1:20.212	174.4
2	4:47.221	112.429	2:12.307	1:27.353	1:07.561	198.0
3	4:35.610	117.166	2:03.075	1:25.511	1:07.024	198.0
4	4:34.855	117.487	2:03.092	1:25.873	1:05.890	190.7
5	4:58.933	108.024	2:20.782	1:27.698	1:10.453	198.0
6	4:32.344	118.571	2:01.818	1:24.980	1:05.546	195.7
7	4:32.236	118.618	2:00.942	1:25.323	1:05.971	194.6
<i>Ideal</i>	<i>4:31.468</i>	<i>118.953</i>	<i>2:00.942</i>	<i>1:24.980</i>	<i>1:05.546</i>	<i>198.0</i>

11 15 Nathan HARRISON

STK Behind 12.003

Best Time 4:33.772 Best Speed 117.952 On 6 Gp

Lap	Lap Time	Lap Speed	Sector 1	Sector 2	Sector 3	Speed Trap
1	5:56.839	89.082		1:36.108	1:19.081	166.7
2	4:48.056	112.103	2:13.449	1:26.913	1:07.694	178.1
3	4:38.189	116.079	2:05.053	1:26.130	1:07.006	196.9
4	4:34.008	117.851	2:02.545	1:25.901	1:05.562	194.0
5	4:33.993	117.857	2:02.067	1:25.795	1:06.131	195.2
6	4:33.772	117.952	2:02.231	1:25.206	1:06.335	191.3
7	4:49.696	111.469	2:06.439	1:29.169		190.7
<i>Ideal</i>	<i>4:32.835</i>	<i>118.357</i>	<i>2:02.067</i>	<i>1:25.206</i>	<i>1:05.562</i>	<i>196.9</i>

12 7 Sam WEST

STK Behind 13.173

Best Time 4:34.942 Best Speed 117.450 On 6 Gp

Lap	Lap Time	Lap Speed	Sector 1	Sector 2	Sector 3	Speed Trap
1	5:58.417	88.690		1:35.816	1:20.341	169.2
2	4:51.485	110.784	2:14.797	1:27.334	1:09.354	192.4
3	4:45.997	112.910	2:08.667	1:26.427	1:10.903	194.0
4	4:39.523	115.525	2:05.256	1:26.597	1:07.670	194.0
5	4:36.194	116.918	2:03.957	1:25.252	1:06.985	192.9
6	4:34.942	117.450	2:03.158	1:24.977	1:06.807	195.7
7	4:38.006	116.156	2:03.578	1:25.471	1:08.957	192.4
<i>Ideal</i>	<i>4:34.942</i>	<i>117.450</i>	<i>2:03.158</i>	<i>1:24.977</i>	<i>1:06.807</i>	<i>195.7</i>



SUPERSTOCK

Q4: First Qualifying

Tuesday, 09 May 2023

DETAILED SECTOR ANALYSIS

Qualifying Classification

Position

13 **65 Michael SWEENEY**

STK Behind **13.182**

Best Time **4:34.951** Best Speed **117.446** On **3** Gp

Lap	Lap Time	Lap Speed	Sector 1	Sector 2	Sector 3	Speed Trap
1	20:16.030	26.141		1:28.092	1:07.857	180.0
2	4:35.733	117.113	2:03.661	1:25.292	1:06.780	186.0
3	4:34.951	117.446	2:03.669	1:24.877	1:06.405	194.0
4	5:11.206	103.764	2:11.932	1:45.219		197.5
<i>Ideal</i>	<i>4:34.943</i>	<i>117.450</i>	<i>2:03.661</i>	<i>1:24.877</i>	<i>1:06.405</i>	<i>197.5</i>

14 **56 Adam McLEAN**

STK Behind **13.829**

Best Time **4:35.598** Best Speed **117.171** On **6** Gp

Lap	Lap Time	Lap Speed	Sector 1	Sector 2	Sector 3	Speed Trap
1	10:29.109	50.529		1:28.102	1:09.025	186.0
2	4:41.584	114.680	2:06.630	1:26.733	1:08.221	187.6
3	4:39.834	115.397	2:05.358	1:27.037	1:07.439	186.0
4	4:50.523	111.151	2:17.398	1:25.854	1:07.271	188.6
5	4:40.058	115.305	2:03.284	1:29.367	1:07.407	187.6
6	4:35.598	117.171	2:03.374	1:25.461	1:06.763	192.4
<i>Ideal</i>	<i>4:35.508</i>	<i>117.209</i>	<i>2:03.284</i>	<i>1:25.461</i>	<i>1:06.763</i>	<i>192.4</i>

15 **22 Paul JORDAN**

STK Behind **16.973**

Best Time **4:38.742** Best Speed **115.849** On **2** Gp

Lap	Lap Time	Lap Speed	Sector 1	Sector 2	Sector 3	Speed Trap
1	13:16.927	39.888		1:26.963	1:07.618	193.5
2	4:38.742	115.849	2:05.969	1:25.363	1:07.410	196.3
3	5:10.301	104.067	2:05.412	1:47.022		196.3
<i>Ideal</i>	<i>4:38.185</i>	<i>116.081</i>	<i>2:05.412</i>	<i>1:25.363</i>	<i>1:07.410</i>	<i>196.3</i>

Qualifying Classification

Position

16 **14 David DATZER**

STK Behind **17.713**

Best Time **4:39.482** Best Speed **115.542** On **6** Gp

Lap	Lap Time	Lap Speed	Sector 1	Sector 2	Sector 3	Speed Trap
1	9:19.514	56.814		1:31.879	1:39.478	190.7
2	4:47.604	112.279	2:08.274	1:30.327	1:09.003	191.8
3	4:47.408	112.356	2:08.923	1:30.163	1:08.322	189.7
4	4:41.462	114.730	2:05.235	1:28.859	1:07.368	189.7
5	4:40.377	115.173	2:04.423	1:28.937	1:07.017	187.0
6	4:39.482	115.542	2:04.361	1:28.758	1:06.363	188.6
<i>Ideal</i>	<i>4:39.482</i>	<i>115.542</i>	<i>2:04.361</i>	<i>1:28.758</i>	<i>1:06.363</i>	<i>191.8</i>

17 **38 Erno KOSTAMO**

STK Behind **18.102**

Best Time **4:39.871** Best Speed **115.382** On **3** Gp

Lap	Lap Time	Lap Speed	Sector 1	Sector 2	Sector 3	Speed Trap
1	8:19.973	63.579		1:35.188	1:11.957	150.3
2	4:46.728	112.622	2:09.611	1:28.247	1:08.870	191.8
3	4:39.871	115.382	2:06.031	1:26.978	1:06.862	191.8
4	5:07.907	104.876	2:08.230	1:27.166	1:32.511	192.4
5	4:57.062	108.705	2:12.299	1:34.325	1:10.438	191.3
6	4:42.598	114.268	2:03.808	1:29.401	1:09.389	194.6
<i>Ideal</i>	<i>4:37.648</i>	<i>116.306</i>	<i>2:03.808</i>	<i>1:26.978</i>	<i>1:06.862</i>	<i>194.6</i>

18 **9 Craig NEVE**

STK Behind **18.244**

Best Time **4:40.013** Best Speed **115.323** On **2** Gp

Lap	Lap Time	Lap Speed	Sector 1	Sector 2	Sector 3	Speed Trap
1	9:03.037	58.537		1:29.758	1:10.296	198.0
2	4:40.013	115.323	2:05.852	1:25.916	1:08.245	196.9
3	4:40.444	115.146	2:05.959	1:25.328	1:09.157	194.0
4	5:26.480	98.910	2:04.989	1:26.755		195.7
5	7:07.414	75.552			1:07.436	196.3
<i>Ideal</i>	<i>4:37.753</i>	<i>116.262</i>	<i>2:04.989</i>	<i>1:25.328</i>	<i>1:07.436</i>	<i>198.0</i>





SUPERSTOCK

Q4: First Qualifying

Tuesday, 09 May 2023

DETAILED SECTOR ANALYSIS

Qualifying Classification

Position

19 11 Stefano BONETTI

STK Behind 18.741

Best Time 4:40.510 Best Speed 115.119 On 5 Gp

Lap	Lap Time	Lap Speed	Sector 1	Sector 2	Sector 3	Speed Trap
1	9:07.840	58.024		1:33.976		162.6
2	5:49.443	92.410		1:30.298	1:09.156	195.2
3	4:45.718	113.021	2:08.745	1:29.246	1:07.727	187.6
4	4:40.802	114.999	2:06.786	1:27.136	1:06.880	185.0
5	4:40.510	115.119	2:05.990	1:27.222	1:07.298	190.7
6	4:45.868	112.961	2:07.619	1:29.010	1:09.239	186.0
<i>Ideal</i>	4:40.006	115.326	2:05.990	1:27.136	1:06.880	195.2

20 50 Michael EVANS

STK Behind 18.974

Best Time 4:40.743 Best Speed 115.023 On 5 Gp

Lap	Lap Time	Lap Speed	Sector 1	Sector 2	Sector 3	Speed Trap
1	11:15.459	47.061		1:29.602	1:09.886	191.3
2	4:56.509	108.907	2:09.568	1:27.507	1:19.434	189.7
3	4:43.236	114.011	2:07.549	1:26.915	1:08.772	188.6
4	4:42.020	114.503	2:05.539	1:28.513	1:07.968	188.6
5	4:40.743	115.023	2:05.905	1:27.168	1:07.670	188.6
6	4:46.183	112.837	2:08.575	1:27.686	1:09.922	189.7
<i>Ideal</i>	4:40.124	115.278	2:05.539	1:26.915	1:07.670	191.3

21 91 Julian TRUMMER

STK Behind 19.143

Best Time 4:40.912 Best Speed 114.954 On 2 Gp

Lap	Lap Time	Lap Speed	Sector 1	Sector 2	Sector 3	Speed Trap
1	20:59.734	25.234		1:27.729	1:08.605	194.0
2	4:40.912	114.954	2:06.163	1:27.205	1:07.544	194.6
3	4:43.172	114.037	2:06.593	1:28.132	1:08.447	194.6
<i>Ideal</i>	4:40.912	114.954	2:06.163	1:27.205	1:07.544	194.6

22 8 Lukas MAURER

STK Behind 20.579

Best Time 4:42.348 Best Speed 114.370 On 3 Gp

Lap	Lap Time	Lap Speed	Sector 1	Sector 2	Sector 3	Speed Trap
1	8:29.948	62.336		1:31.057	1:16.483	192.9
2	4:46.792	112.597	2:09.686	1:28.394	1:08.712	191.3
3	4:42.348	114.370	2:06.821	1:27.198	1:08.329	190.7
<i>Ideal</i>	4:42.348	114.370	2:06.821	1:27.198	1:08.329	192.9

Qualifying Classification

Position

23 16 Mike BROWNE

STK Behind 20.941

Best Time 4:42.710 Best Speed 114.223 On 2 Gp

Lap	Lap Time	Lap Speed	Sector 1	Sector 2	Sector 3	Speed Trap
1	11:39.501	45.444		1:28.783	1:10.084	186.5
2	4:42.710	114.223	2:06.067	1:26.716	1:09.927	199.8
3	4:43.927	113.733	2:04.473	1:28.377	1:11.077	199.2
4	4:57.003	108.726	2:09.383	1:29.141		198.0
<i>Ideal</i>	4:41.116	114.871	2:04.473	1:26.716	1:09.927	199.8

24 20 Matthieu LAGRIVE

STK Behind 23.322

Best Time 4:45.091 Best Speed 113.269 On 5 Gp

Lap	Lap Time	Lap Speed	Sector 1	Sector 2	Sector 3	Speed Trap
1	5:59.118	88.517		1:34.342	1:19.942	170.0
2	4:55.692	109.208	2:15.336	1:28.546	1:11.810	174.9
3	4:55.341	109.338	2:11.521	1:30.881		176.3
4	9:24.911	57.163		1:30.894	1:09.426	181.5
5	4:45.091	113.269	2:06.776	1:29.059	1:09.256	184.0
6	4:46.845	112.576	2:08.961	1:29.577	1:08.307	182.5
<i>Ideal</i>	4:43.629	113.853	2:06.776	1:28.546	1:08.307	184.0

25 88 Emmet O'GRADY

STK Behind 23.739

Best Time 4:45.508 Best Speed 113.104 On 5 Gp

Lap	Lap Time	Lap Speed	Sector 1	Sector 2	Sector 3	Speed Trap
1	12:57.383	40.891		1:34.863	1:12.981	169.6
2	4:48.774	111.824	2:09.454	1:28.926	1:10.394	189.7
3	4:50.064	111.327	2:10.728	1:29.483	1:09.853	191.8
4	5:10.980	103.839	2:14.724	1:40.244	1:16.012	184.0
5	4:45.508	113.104	2:07.166	1:27.322	1:11.020	192.9
<i>Ideal</i>	4:44.341	113.568	2:07.166	1:27.322	1:09.853	192.9



SUPERSTOCK

Q4: First Qualifying

Tuesday, 09 May 2023

DETAILED SECTOR ANALYSIS

Qualifying Classification

Position

26 474 Kamil HOLAN

STK Behind 26.871

Best Time 4:48.640 Best Speed 111.876 On 6 Gp

Lap	Lap Time	Lap Speed	Sector 1	Sector 2	Sector 3	Speed Trap
1	6:05.440	86.986		1:35.487	1:22.107	168.7
2	5:03.722	106.321	2:15.751	1:33.241	1:14.730	184.0
3	4:54.136	109.786	2:10.776	1:32.143	1:11.217	184.0
4	4:53.685	109.955	2:10.134	1:32.567	1:10.984	183.5
5	4:49.234	111.647	2:09.604	1:30.263	1:09.367	184.0
6	4:48.640	111.876	2:08.403	1:30.729	1:09.508	183.5
7	4:53.078	110.182	2:10.694	1:32.422	1:09.962	183.0
<i>Ideal</i>	4:48.033	112.112	2:08.403	1:30.263	1:09.367	184.0

27 10 James CHAWKE

STK Behind 27.352

Best Time 4:49.121 Best Speed 111.690 On 5 Gp

Lap	Lap Time	Lap Speed	Sector 1	Sector 2	Sector 3	Speed Trap
1	12:19.082	43.010		1:32.016	1:11.820	183.0
2	4:58.082	108.333	2:08.981	1:29.275	1:19.826	184.0
3	4:50.001	111.351	2:09.927	1:30.182	1:09.892	180.0
4	4:51.817	110.658	2:09.971	1:29.398	1:12.448	185.5
5	4:49.121	111.690	2:08.648	1:30.662	1:09.811	185.0
<i>Ideal</i>	4:47.734	112.229	2:08.648	1:29.275	1:09.811	185.5

28 66 Ryan GIBSON

STK Behind 27.405

Best Time 4:49.174 Best Speed 111.670 On 3 Gp

Lap	Lap Time	Lap Speed	Sector 1	Sector 2	Sector 3	Speed Trap
1	8:15.837	64.110		1:31.846	1:15.098	186.5
2	4:50.509	111.157	2:10.586	1:29.530	1:10.393	188.6
3	4:49.174	111.670	2:08.563	1:30.155	1:10.456	191.8
4	4:50.462	111.175	2:09.364	1:30.699	1:10.399	191.3
5	4:59.677	107.756	2:10.551	1:32.863		191.3
<i>Ideal</i>	4:48.486	111.936	2:08.563	1:29.530	1:10.393	191.8

Qualifying Classification

Position

29 58 Eddy FERRE

STK Behind 27.467

Best Time 4:49.236 Best Speed 111.646 On 3 Gp

Lap	Lap Time	Lap Speed	Sector 1	Sector 2	Sector 3	Speed Trap
1	7:02.053	75.318		1:33.625	1:13.830	185.5
2	4:50.703	111.082	2:10.003	1:29.934	1:10.766	186.0
3	4:49.236	111.646	2:06.952	1:32.324	1:09.960	190.2
4	5:20.607	100.721	2:08.825	1:54.721		187.6
<i>Ideal</i>	4:46.846	112.576	2:06.952	1:29.934	1:09.960	190.2

30 40 Nadieh SCHOOTS

STK Behind 28.363

Best Time 4:50.132 Best Speed 111.301 On 5 Gp

Lap	Lap Time	Lap Speed	Sector 1	Sector 2	Sector 3	Speed Trap
1	6:26.656	82.213		1:38.410		159.6
2	11:11.833	48.066		1:29.851	1:13.165	174.9
3	5:01.574	107.078	2:15.009	1:34.099	1:12.466	173.5
4	4:53.646	109.969	2:12.645	1:30.268	1:10.733	185.0
5	4:50.132	111.301	2:10.283	1:29.713	1:10.136	185.5
<i>Ideal</i>	4:50.132	111.301	2:10.283	1:29.713	1:10.136	185.5

31 119 Kris DUNCAN

STK Behind 28.969

Best Time 4:50.738 Best Speed 111.069 On 6 Gp

Lap	Lap Time	Lap Speed	Sector 1	Sector 2	Sector 3	Speed Trap
1	6:06.515	86.730		1:37.918	1:18.649	168.3
2	5:05.035	105.863	2:19.476	1:30.400	1:15.159	180.5
3	5:36.833	95.869	2:51.569	1:31.249	1:14.015	184.0
4	5:00.207	107.566	2:13.817	1:32.450	1:13.940	186.5
5	4:52.698	110.325	2:11.294	1:31.377	1:10.027	188.1
6	4:50.738	111.069	2:10.090	1:30.502	1:10.146	188.6
<i>Ideal</i>	4:50.517	111.154	2:10.090	1:30.400	1:10.027	188.6



SUPERSTOCK

Q4: First Qualifying

Tuesday, 09 May 2023

DETAILED SECTOR ANALYSIS

Qualifying Classification

Position

32 39 Anthony REDMOND

STK Behind 29.594

Best Time 4:51.363 Best Speed 110.831 On 4 Gp

Lap	Lap Time	Lap Speed	Sector 1	Sector 2	Sector 3	Speed Trap
1	20:22.035	26.012	1:30.531	1:10.743		185.5
2	5:01.167	107.223	2:11.034	1:31.372	1:18.761	182.5
3	4:52.374	110.448	2:11.270	1:31.203	1:09.901	181.5
4	4:51.363	110.831	2:10.477	1:30.381	1:10.505	178.1
<i>Ideal</i>	4:50.759	111.061	2:10.477	1:30.381	1:09.901	185.5

33 46 Leon JEACOCK

STK Behind 29.855

Best Time 4:51.624 Best Speed 110.732 On 4 Gp

Lap	Lap Time	Lap Speed	Sector 1	Sector 2	Sector 3	Speed Trap
1	17:45.795	29.826	1:34.474	1:16.187		181.0
2	5:20.409	100.784	2:33.404	1:34.856	1:12.149	188.1
3	4:55.033	109.452	2:11.079	1:31.971	1:11.983	167.1
4	4:51.624	110.732	2:09.599	1:31.547	1:10.478	182.0
<i>Ideal</i>	4:51.624	110.732	2:09.599	1:31.547	1:10.478	188.1

34 12 Raul TORRAS

STK Behind 31.375

Best Time 4:53.144 Best Speed 110.157 On 3 Gp

Lap	Lap Time	Lap Speed	Sector 1	Sector 2	Sector 3	Speed Trap
1	7:10.170	73.896	1:36.462	1:15.210		174.4
2	4:59.919	107.669	2:16.480	1:32.301	1:11.138	190.7
3	4:53.144	110.157	2:11.681	1:30.667	1:10.796	188.1
<i>Ideal</i>	4:53.144	110.157	2:11.681	1:30.667	1:10.796	190.7

35 32 Martin MORRIS

STK Behind 32.568

Best Time 4:54.337 Best Speed 109.711 On 4 Gp

Lap	Lap Time	Lap Speed	Sector 1	Sector 2	Sector 3	Speed Trap
1	11:26.951	46.274	1:32.254	1:14.347		185.0
2	5:01.096	107.248	2:18.262	1:30.897	1:11.937	165.8
3	4:55.708	109.202	2:14.270	1:30.979	1:10.459	191.3
4	4:54.337	109.711	2:10.438	1:32.299	1:11.600	189.7
5	5:05.114	105.836	2:10.743	1:41.190		185.5
<i>Ideal</i>	4:51.794	110.667	2:10.438	1:30.897	1:10.459	191.3

Qualifying Classification

Position

36 42 Jonathan PERRY

STK Behind 34.122

Best Time 4:55.891 Best Speed 109.135 On 6 Gp

Lap	Lap Time	Lap Speed	Sector 1	Sector 2	Sector 3	Speed Trap
1	7:06.496	74.533	1:41.935	1:23.184		156.6
2	5:19.790	100.979	2:27.313	1:36.139	1:16.338	171.8
3	5:09.990	104.171	2:20.131	1:35.565	1:14.294	175.3
4	5:04.817	105.939	2:16.964	1:32.793	1:15.060	180.0
5	4:59.735	107.735	2:14.131	1:32.668	1:12.936	182.0
6	4:55.891	109.135	2:12.319	1:31.917	1:11.655	184.5
<i>Ideal</i>	4:55.891	109.135	2:12.319	1:31.917	1:11.655	184.5

37 59 Dave HEWSON

STK Behind 39.030

Best Time 5:00.799 Best Speed 107.354 On 5 Gp

Lap	Lap Time	Lap Speed	Sector 1	Sector 2	Sector 3	Speed Trap
1	13:09.129	40.282	1:36.675	1:15.349		179.1
2	5:07.661	104.960	2:17.524	1:34.821	1:15.316	173.5
3	5:04.276	106.127	2:16.256	1:34.242	1:13.778	181.5
4	5:03.666	106.341	2:15.903	1:33.706	1:14.057	179.5
5	5:00.799	107.354	2:14.984	1:32.860	1:12.955	181.5
<i>Ideal</i>	5:00.799	107.354	2:14.984	1:32.860	1:12.955	181.5

38 87 Patricia FERNANDEZ WEST

STK Behind 39.945

Best Time 5:01.714 Best Speed 107.029 On 6 Gp

Lap	Lap Time	Lap Speed	Sector 1	Sector 2	Sector 3	Speed Trap
1	6:15.021	84.763	1:38.816	1:23.052		178.1
2	5:17.883	101.585	2:26.671	1:34.877	1:16.335	179.1
3	5:07.790	104.916	2:19.684	1:34.310	1:13.796	176.3
4	5:05.113	105.836	2:16.546	1:34.942	1:13.625	178.1
5	5:03.608	106.361	2:15.297	1:33.665	1:14.646	177.7
6	5:01.714	107.029	2:15.718	1:33.498	1:12.498	179.5
<i>Ideal</i>	5:01.293	107.178	2:15.297	1:33.498	1:12.498	179.5





SUPERSTOCK

Q4: First Qualifying

Tuesday, 09 May 2023

DETAILED SECTOR ANALYSIS

Qualifying Classification

Position

39 85 Olivier LUPBERGER

STK Behind 40.526

Best Time 5:02.295 Best Speed 106.823 On 4 Gp

Lap	Lap Time	Lap Speed	Sector 1	Sector 2	Sector 3	Speed Trap
1	9:40.627	54.748		1:37.997	1:16.573	173.5
2	5:15.845	102.240	2:17.723	1:37.352		174.4
3	7:17.979	73.730		1:34.613	1:13.213	175.3
4	5:02.295	106.823	2:14.351	1:35.336	1:12.608	182.0
5	5:05.119	105.834	2:14.875	1:35.758	1:14.486	174.9
<i>Ideal</i>	<i>5:01.572</i>	<i>107.079</i>	<i>2:14.351</i>	<i>1:34.613</i>	<i>1:12.608</i>	<i>182.0</i>

40 19 Jean Pierre POLET

STK Behind 41.235

Best Time 5:03.004 Best Speed 106.573 On 6 Gp

Lap	Lap Time	Lap Speed	Sector 1	Sector 2	Sector 3	Speed Trap
1	7:13.046	73.406		1:37.347	1:15.511	168.3
2	5:13.653	102.955	2:20.993	1:36.835	1:15.825	177.2
3	5:24.413	99.540	2:19.842	1:35.795	1:28.776	176.3
4	5:05.796	105.600	2:16.366	1:34.623	1:14.807	163.8
5	5:05.499	105.702	2:16.456	1:35.206	1:13.837	174.4
6	5:03.004	106.573	2:14.778	1:35.372	1:12.854	180.0
<i>Ideal</i>	<i>5:02.255</i>	<i>106.837</i>	<i>2:14.778</i>	<i>1:34.623</i>	<i>1:12.854</i>	<i>180.0</i>

41 55 Donald MacFADYEN

STK Behind 41.713

Best Time 5:03.482 Best Speed 106.405 On 6 Gp

Lap	Lap Time	Lap Speed	Sector 1	Sector 2	Sector 3	Speed Trap
1	6:25.122	82.540		1:39.860	1:24.971	156.6
2	5:16.357	102.075	2:24.790	1:35.080	1:16.487	178.1
3	5:06.555	105.338	2:15.529	1:36.000	1:15.026	185.5
4	5:05.550	105.685	2:15.011	1:35.843	1:14.696	180.0
5	5:05.848	105.582	2:14.728	1:34.866	1:16.254	181.5
6	5:03.482	106.405	2:14.849	1:32.359	1:16.274	178.6
<i>Ideal</i>	<i>5:01.783</i>	<i>107.004</i>	<i>2:14.728</i>	<i>1:32.359</i>	<i>1:14.696</i>	<i>185.5</i>

Qualifying Classification

Position

42 43 Stephen DEGNAN

STK Behind 42.526

Best Time 5:04.295 Best Speed 106.121 On 4 Gp

Lap	Lap Time	Lap Speed	Sector 1	Sector 2	Sector 3	Speed Trap
1	6:33.585	80.765		1:43.233	1:24.300	154.8
2	5:19.967	100.923	2:26.797	1:37.377	1:15.793	165.8
3	5:07.534	105.003	2:18.703	1:35.069	1:13.762	169.2
4	5:04.295	106.121	2:14.403	1:35.588	1:14.304	173.5
5	5:06.677	105.296	2:15.173	1:36.266	1:15.238	180.5
6	5:07.623	104.973	2:16.685	1:36.929	1:14.009	174.9
<i>Ideal</i>	<i>5:03.234</i>	<i>106.492</i>	<i>2:14.403</i>	<i>1:35.069</i>	<i>1:13.762</i>	<i>180.5</i>

43 64 Chris SARBORA

STK Behind 42.901

Best Time 5:04.670 Best Speed 105.990 On 6 Gp

Lap	Lap Time	Lap Speed	Sector 1	Sector 2	Sector 3	Speed Trap
1	6:11.308	85.611		1:40.813	1:21.614	165.4
2	5:15.249	102.433	2:21.677	1:37.275	1:16.297	184.0
3	5:12.559	103.315	2:19.123	1:37.337	1:16.099	174.0
4	5:12.098	103.468	2:17.790	1:38.983	1:15.325	169.6
5	5:07.567	104.992	2:15.579	1:35.878	1:16.110	186.0
6	5:04.670	105.990	2:16.740	1:32.978	1:14.952	188.1
<i>Ideal</i>	<i>5:03.509</i>	<i>106.396</i>	<i>2:15.579</i>	<i>1:32.978</i>	<i>1:14.952</i>	<i>188.1</i>

44 83 Andy McALLISTER

STK Behind 43.733

Best Time 5:05.502 Best Speed 105.701 On 5 Gp

Lap	Lap Time	Lap Speed	Sector 1	Sector 2	Sector 3	Speed Trap
1	8:03.461	65.751		1:38.415	1:17.766	182.5
2	5:11.791	103.569	2:20.029	1:35.922	1:15.840	186.0
3	5:12.355	103.382	2:18.163	1:37.537	1:16.655	185.5
4	5:09.480	104.343	2:17.759	1:37.031	1:14.690	184.0
5	5:05.502	105.701	2:15.905	1:35.254	1:14.343	182.5
<i>Ideal</i>	<i>5:05.502</i>	<i>105.701</i>	<i>2:15.905</i>	<i>1:35.254</i>	<i>1:14.343</i>	<i>186.0</i>





SUPERSTOCK

Q4: First Qualifying

Tuesday, 09 May 2023

DETAILED SECTOR ANALYSIS

Qualifying Classification

Position

45 44 Liam CHAWKE

STK Behind **45.458**

Best Time **5:07.227** Best Speed **105.108** On **5** Gp

Lap	Lap Time	Lap Speed	Sector 1	Sector 2	Sector 3	Speed Trap
1	9:11.425	57.647	1:38.311	1:15.811		176.7
2	5:10.053	104.150	2:18.487	1:35.898	1:15.668	171.8
3	5:14.301	102.742	2:19.360	1:36.300		169.2
4	7:38.239	70.470	1:37.203	1:16.706		169.2
5	5:07.227	105.108	2:17.108	1:35.587	1:14.532	174.9
<i>Ideal</i>	<i>5:07.227</i>	<i>105.108</i>	<i>2:17.108</i>	<i>1:35.587</i>	<i>1:14.532</i>	<i>176.7</i>

46 62 Gerald DATH

STK Behind **49.454**

Best Time **5:11.223** Best Speed **103.758** On **2** Gp

Lap	Lap Time	Lap Speed	Sector 1	Sector 2	Sector 3	Speed Trap
1	5:59.976	88.306	1:36.149	1:19.719		170.5
2	5:11.223	103.758	2:17.823	1:36.048	1:17.352	176.7
3	5:15.143	102.468	2:22.223	1:37.025	1:15.895	169.6
4	5:12.205	103.432	2:19.111	1:37.501	1:15.593	172.6
5	5:11.559	103.647	2:17.296	1:37.752	1:16.511	174.9
6	5:12.548	103.319	2:17.354	1:37.669	1:17.525	169.6
<i>Ideal</i>	<i>5:08.937</i>	<i>104.526</i>	<i>2:17.296</i>	<i>1:36.048</i>	<i>1:15.593</i>	<i>176.7</i>

Non Qualifiers

Position

96 Dom HERBERTSON

STK Behind **25.917**

Best Time **4:47.686** Best Speed **112.247** On **2** Gp

Lap	Lap Time	Lap Speed	Sector 1	Sector 2	Sector 3	Speed Trap
1	9:02.187	58.629	1:32.252	1:11.304		178.1
2	4:47.686	112.247	2:08.863	1:29.466	1:09.357	184.0
3	5:12.022	103.493	2:09.691	1:29.881		181.0
<i>Ideal</i>	<i>4:47.686</i>	<i>112.247</i>	<i>2:08.863</i>	<i>1:29.466</i>	<i>1:09.357</i>	<i>184.0</i>

Non Qualifiers

Position

111 Brian McCORMACK

STK Behind **44.757**

Best Time **5:06.526** Best Speed **105.348** On **2** Gp

Lap	Lap Time	Lap Speed	Sector 1	Sector 2	Sector 3	Speed Trap
1	9:31.413	55.631		1:29.477	1:11.133	194.0
2	5:06.526	105.348	2:08.271	1:39.700		191.3
<i>Ideal</i>	<i>4:48.881</i>	<i>111.783</i>	<i>2:08.271</i>	<i>1:29.477</i>	<i>1:11.133</i>	<i>194.0</i>

26 Andrea MAJOLA

STK Behind **47.516**

Best Time **5:09.285** Best Speed **104.409** On **2** Gp

Lap	Lap Time	Lap Speed	Sector 1	Sector 2	Sector 3	Speed Trap
1	6:05.740	86.914		1:36.083	1:25.847	168.7
2	5:09.285	104.409	2:21.488	1:33.154	1:14.643	168.7
3	5:17.543	101.693	2:20.191	1:36.505		174.4
4	12:18.168	43.746		1:34.303	1:12.312	180.0
5	5:14.935	102.535	2:14.603	1:32.010	1:28.322	179.5
<i>Ideal</i>	<i>4:58.925</i>	<i>108.027</i>	<i>2:14.603</i>	<i>1:32.010</i>	<i>1:12.312</i>	<i>180.0</i>

134 Don GILBERT

STK Behind **47.784**

Best Time **5:09.553** Best Speed **104.318** On **2** Gp

Lap	Lap Time	Lap Speed	Sector 1	Sector 2	Sector 3	Speed Trap
1	28:57.014	18.300		1:37.549	1:16.423	156.9
2	5:09.553	104.318	2:18.388	1:36.315	1:14.850	158.1
<i>Ideal</i>	<i>5:09.553</i>	<i>104.318</i>	<i>2:18.388</i>	<i>1:36.315</i>	<i>1:14.850</i>	<i>158.1</i>

69 Brad CLARKE

STK Behind **48.464**

Best Time **5:10.233** Best Speed **104.090** On **6** Gp

Lap	Lap Time	Lap Speed	Sector 1	Sector 2	Sector 3	Speed Trap
1	6:08.757	86.203		1:39.664	1:19.755	164.2
2	5:15.529	102.342	2:21.069	1:37.138	1:17.322	173.5
3	5:13.294	103.073	2:19.546	1:36.989	1:16.759	173.5
4	5:18.363	101.431	2:17.498	1:39.047	1:21.818	174.4
5	5:26.618	98.868	2:34.643	1:36.786	1:15.189	172.6
6	5:10.233	104.090	2:17.128	1:36.813	1:16.292	171.8
<i>Ideal</i>	<i>5:09.103</i>	<i>104.470</i>	<i>2:17.128</i>	<i>1:36.786</i>	<i>1:15.189</i>	<i>174.4</i>





SUPERSTOCK

Q4: First Qualifying

Tuesday, 09 May 2023

DETAILED SECTOR ANALYSIS

Non Qualifiers

Position

21 Phil STEWART

STK Behind **3:05.580**

Best Time **7:27.349** Best Speed **72.185** On **1** Gp

Lap	Lap Time	Lap Speed	Sector 1	Sector 2	Sector 3	Speed Trap
1	7:27.349	71.059		1:35.354		184.5
2	14:10.463	37.970		1:40.759	1:11.128	166.2
<i>Ideal</i>	<i>0.000</i>	<i>0.000</i>		<i>1:35.354</i>	<i>1:11.128</i>	<i>184.5</i>

4 Michael RUTTER

STK Behind **4:07.474**

Best Time **8:29.243** Best Speed **63.412** On **3** Gp

Lap	Lap Time	Lap Speed	Sector 1	Sector 2	Sector 3	Speed Trap
1	8:55.336	59.380		1:31.333		191.8
2	10:38.501	50.575		1:30.638		191.3
3	8:29.243	63.412		1:32.107		166.2
<i>Ideal</i>	<i>0.000</i>	<i>0.000</i>		<i>1:30.638</i>		<i>191.8</i>



fonaCAB and Nicholl Oils NORTH WEST 200

SUPERSTOCK

Q4: First Qualifying

SECTOR ANALYSIS

Perfect Lap (sum of best sectors) = 4:21.324



SECTOR 1 FINISH - BALLYSALLY			SECTOR 2 BALLYSALLY - METROPOLE			SECTOR 3 METROPOLE - FINISH			IDEAL / BEST COMPARISON					
Pos	No	Name	Time	No	Name	Time	Pos	No	Name	Ideal Time	Best Time	Diff		
1	34	Alastair SEELEY	1:56.850	6	Michael DUNLOP	1:20.959	60	Peter HICKMAN	1:03.515	1	34 Alastair SEELEY	4:21.769	4:21.769	0.000
2	60	Peter HICKMAN	1:58.105	34	Alastair SEELEY	1:21.272	34	Alastair SEELEY	1:03.647	2	6 Michael DUNLOP	4:23.729	4:23.729	0.000
3	5	Dean HARRISON	1:58.433	74	Davey TODD	1:22.605	74	Davey TODD	1:04.189	3	60 Peter HICKMAN	4:24.797	4:24.853	0.056
4	6	Michael DUNLOP	1:58.481	13	Lee JOHNSTON	1:22.720	6	Michael DUNLOP	1:04.289	4	74 Davey TODD	4:25.616	4:26.409	0.793
5	74	Davey TODD	1:58.822	60	Peter HICKMAN	1:23.177	5	Dean HARRISON	1:04.303	5	13 Lee JOHNSTON	4:26.502	4:26.502	0.000
6	25	Josh BROOKES	1:59.307	5	Dean HARRISON	1:23.452	13	Lee JOHNSTON	1:04.458	6	5 Dean HARRISON	4:26.188	4:27.280	1.092
7	13	Lee JOHNSTON	1:59.324	25	Josh BROOKES	1:23.689	24	Conor CUMMINS	1:04.741	7	25 Josh BROOKES	4:28.516	4:28.516	0.000
8	24	Conor CUMMINS	2:00.650	24	Conor CUMMINS	1:23.782	3	John McGUINNESS	1:04.958	8	24 Conor CUMMINS	4:29.173	4:29.173	0.000
9	37	James HILLIER	2:00.942	3	John McGUINNESS	1:23.937	25	Josh BROOKES	1:05.520	9	3 John McGUINNESS	4:30.499	4:30.499	0.000
10	3	John McGUINNESS	2:01.604	65	Michael SWEENEY	1:24.877	37	James HILLIER	1:05.546	10	37 James HILLIER	4:31.468	4:32.236	0.768
11	15	Nathan HARRISON	2:02.067	7	Sam WEST	1:24.977	15	Nathan HARRISON	1:05.562	11	15 Nathan HARRISON	4:32.835	4:33.772	0.937
12	7	Sam WEST	2:03.158	37	James HILLIER	1:24.980	14	David DATZER	1:06.363	12	7 Sam WEST	4:34.942	4:34.942	0.000
13	56	Adam McLEAN	2:03.284	15	Nathan HARRISON	1:25.206	65	Michael SWEENEY	1:06.405	13	65 Michael SWEENEY	4:34.943	4:34.951	0.008
14	65	Michael SWEENEY	2:03.661	9	Craig NEVE	1:25.328	56	Adam McLEAN	1:06.763	14	56 Adam McLEAN	4:35.508	4:35.598	0.090
15	38	Erno KOSTAMO	2:03.808	22	Paul JORDAN	1:25.363	7	Sam WEST	1:06.807	15	22 Paul JORDAN	4:38.185	4:38.742	0.557
16	14	David DATZER	2:04.361	56	Adam McLEAN	1:25.461	38	Erno KOSTAMO	1:06.862	16	14 David DATZER	4:39.482	4:39.482	0.000
17	16	Mike BROWNE	2:04.473	16	Mike BROWNE	1:26.716	11	Stefano BONETTI	1:06.880	17	38 Erno KOSTAMO	4:37.648	4:39.871	2.223
18	9	Craig NEVE	2:04.989	50	Michael EVANS	1:26.915	22	Paul JORDAN	1:07.410	18	9 Craig NEVE	4:37.753	4:40.013	2.260
19	22	Paul JORDAN	2:05.412	38	Erno KOSTAMO	1:26.978	9	Craig NEVE	1:07.436	19	11 Stefano BONETTI	4:40.006	4:40.510	0.504
20	50	Michael EVANS	2:05.539	11	Stefano BONETTI	1:27.136	91	Julian TRUMMER	1:07.544	20	50 Michael EVANS	4:40.124	4:40.743	0.619
21	11	Stefano BONETTI	2:05.990	8	Lukas MAURER	1:27.198	50	Michael EVANS	1:07.670	21	91 Julian TRUMMER	4:40.912	4:40.912	0.000
22	91	Julian TRUMMER	2:06.163	91	Julian TRUMMER	1:27.205	20	Matthieu LAGRIVE	1:08.307	22	8 Lukas MAURER	4:42.348	4:42.348	0.000
23	20	Matthieu LAGRIVE	2:06.776	88	Emmet O'GRADY	1:27.322	8	Lukas MAURER	1:08.329	23	16 Mike BROWNE	4:41.116	4:42.710	1.594
24	8	Lukas MAURER	2:06.821	20	Matthieu LAGRIVE	1:28.546	96	Dom HERBERTSON	1:09.357	24	20 Matthieu LAGRIVE	4:43.629	4:45.091	1.462
25	58	Eddy FERRE	2:06.952	14	David DATZER	1:28.758	474	Kamil HOLAN	1:09.367	25	88 Emmet O'GRADY	4:44.341	4:45.508	1.167
26	88	Emmet O'GRADY	2:07.166	10	James CHAWKE	1:29.275	10	James CHAWKE	1:09.811	26	96 Dom HERBERTSON	4:47.686	4:47.686	0.000
27	111	Brian McCORMACK	2:08.271	96	Dom HERBERTSON	1:29.466	88	Emmet O'GRADY	1:09.853	27	474 Kamil HOLAN	4:48.033	4:48.640	0.607
28	474	Kamil HOLAN	2:08.403	111	Brian McCORMACK	1:29.477	39	Anthony REDMOND	1:09.901	28	10 James CHAWKE	4:47.734	4:49.121	1.387
29	66	Ryan GIBSON	2:08.563	66	Ryan GIBSON	1:29.530	16	Mike BROWNE	1:09.927	29	66 Ryan GIBSON	4:48.486	4:49.174	0.688
30	10	James CHAWKE	2:08.648	40	Nadieh SCHOOTS	1:29.713	58	Eddy FERRE	1:09.960	30	58 Eddy FERRE	4:46.846	4:49.236	2.390
31	96	Dom HERBERTSON	2:08.863	58	Eddy FERRE	1:29.934	119	Kris DUNCAN	1:10.027	31	40 Nadieh SCHOOTS	4:50.132	4:50.132	0.000
32	46	Leon JEACOCK	2:09.599	474	Kamil HOLAN	1:30.263	40	Nadieh SCHOOTS	1:10.136	32	119 Kris DUNCAN	4:50.517	4:50.738	0.221
33	119	Kris DUNCAN	2:10.090	39	Anthony REDMOND	1:30.381	66	Ryan GIBSON	1:10.393	33	39 Anthony REDMOND	4:50.759	4:51.363	0.604
34	40	Nadieh SCHOOTS	2:10.283	119	Kris DUNCAN	1:30.400	32	Martin MORRIS	1:10.459	34	46 Leon JEACOCK	4:51.624	4:51.624	0.000
35	32	Martin MORRIS	2:10.438	4	Michael RUTTER	1:30.638	46	Leon JEACOCK	1:10.478	35	12 Raul TORRAS	4:53.144	4:53.144	0.000
36	39	Anthony REDMOND	2:10.477	12	Raul TORRAS	1:30.667	12	Raul TORRAS	1:10.796	36	32 Martin MORRIS	4:51.794	4:54.337	2.543
37	12	Raul TORRAS	2:11.681	32	Martin MORRIS	1:30.897	21	Phil STEWART	1:11.128	37	42 Jonathan PERRY	4:55.891	4:55.891	0.000
38	42	Jonathan PERRY	2:12.319	46	Leon JEACOCK	1:31.547	111	Brian McCORMACK	1:11.133	38	59 Dave HEWSON	5:00.799	5:00.799	0.000
39	85	Olivier LUPBERGER	2:14.351	42	Jonathan PERRY	1:31.917	42	Jonathan PERRY	1:11.655	39	87 Patricia FERNANDEZ WEST	5:01.293	5:01.714	0.421
40	43	Stephen DEGNAN	2:14.403	26	Andrea MAJOLA	1:32.010	26	Andrea MAJOLA	1:12.312	40	85 Olivier LUPBERGER	5:01.572	5:02.295	0.723
41	26	Andrea MAJOLA	2:14.603	55	Donald MacFADYEN	1:32.359	87	Patricia FERNANDEZ WEST	1:12.498	41	19 Jean Pierre POLET	5:02.255	5:03.004	0.749
42	55	Donald MacFADYEN	2:14.728	59	Dave HEWSON	1:32.860	85	Olivier LUPBERGER	1:12.608	42	55 Donald MacFADYEN	5:01.783	5:03.482	1.699
43	19	Jean Pierre POLET	2:14.778	64	Chris SARBORA	1:32.978	19	Jean Pierre POLET	1:12.854	43	43 Stephen DEGNAN	5:03.234	5:04.295	1.061
44	59	Dave HEWSON	2:14.984	87	Patricia FERNANDEZ WEST	1:33.498	59	Dave HEWSON	1:12.955	44	64 Chris SARBORA	5:03.509	5:04.670	1.161
45	87	Patricia FERNANDEZ WEST	2:15.297	85	Olivier LUPBERGER	1:34.613	43	Stephen DEGNAN	1:13.762	45	83 Andy McALLISTER	5:05.502	5:05.502	0.000
46	64	Chris SARBORA	2:15.579	19	Jean Pierre POLET	1:34.623	83	Andy McALLISTER	1:14.343	46	111 Brian McCORMACK	4:48.881	5:06.526	17.645
47	83	Andy McALLISTER	2:15.905	43	Stephen DEGNAN	1:35.069	44	Liam CHAWKE	1:14.532	47	44 Liam CHAWKE	5:07.227	5:07.227	0.000
48	44	Liam CHAWKE	2:17.108	83	Andy McALLISTER	1:35.254	55	Donald MacFADYEN	1:14.696	48	26 Andrea MAJOLA	4:58.925	5:09.285	10.360
49	69	Brad CLARKE	2:17.128	21	Phil STEWART	1:35.354	134	Don GILBERT	1:14.850	49	134 Don GILBERT	5:09.553	5:09.553	0.000
50	62	Gerald DATH	2:17.296	44	Liam CHAWKE	1:35.587	64	Chris SARBORA	1:14.952	50	69 Brad CLARKE	5:09.103	5:10.233	1.130
51	134	Don GILBERT	2:18.388	62	Gerald DATH	1:36.048	69	Brad CLARKE	1:15.189	51	62 Gerald DATH	5:08.937	5:11.223	2.286
				134	Don GILBERT	1:36.315	62	Gerald DATH	1:15.593	52	4 Michael RUTTER		8:29.243	
				69	Brad CLARKE	1:36.786				53	21 Phil STEWART		14:10.463	



SPEED TRAP ON APPROACH TO UNIVERSITY

Class	No/Name	Fastest	Lap 1	Lap 2	Lap 3	Lap 4	Lap 5	Lap 6	Lap 7	Lap 8	Lap 9	Lap 10	Lap 11	Lap 12
STK	34 Alastair SEELEY	204.7	204.7	203.4	204.7	195.7	202.2	204.7	204.7					
STK	6 Michael DUNLOP	204.0	204.0	202.2	202.2	201.0								
STK	13 Lee JOHNSTON	202.8	192.4	191.8	200.4	202.8								
STK	25 Josh BROOKES	201.6	198.0	201.6	200.4	199.8	197.5	198.6						
STK	24 Conor CUMMINS	200.4	182.0	193.5	194.6	200.4	197.5	191.8	198.6					
STK	16 Mike BROWNE	199.8	186.5	199.8	199.2	198.0								
STK	60 Peter HICKMAN	199.2	195.7	198.6	197.5	198.6	183.5	199.2						
STK	74 Davey TODD	199.2	191.3	198.0	197.5	199.2								
STK	9 Craig NEVE	198.0	198.0	196.9	194.0	195.7	196.3							
STK	37 James HILLIER	198.0	174.4	198.0	198.0	190.7	198.0	195.7	194.6					
STK	65 Michael SWEENEY	197.5	180.0	186.0	194.0	197.5								
STK	15 Nathan HARRISON	196.9	166.7	178.1	196.9	194.0	195.2	191.3	190.7					
STK	22 Paul JORDAN	196.3	193.5	196.3	196.3									
STK	3 John McGUINNESS	196.3	168.3	181.5	190.2	196.3	196.3	191.3						
STK	7 Sam WEST	195.7	169.2	192.4	194.0	194.0	192.9	195.7	192.4					
STK	11 Stefano BONETTI	195.2	162.6	195.2	187.6	185.0	190.7	186.0						
STK	38 Erno KOSTAMO	194.6	150.3	191.8	191.8	192.4	191.3	194.6						
STK	5 Dean HARRISON	194.6	177.7	193.5	194.6	194.6	193.5	193.5	192.9					
STK	91 Julian TRUMMER	194.6	194.0	194.6	194.6									
STK	111 Brian McCORMACK	194.0	194.0	191.3										
STK	88 Emmet O'GRADY	192.9	169.6	189.7	191.8	184.0	192.9							
STK	8 Lukas MAURER	192.9	192.9	191.3	190.7									
STK	56 Adam McLEAN	192.4	186.0	187.6	186.0	188.6	187.6	192.4						
STK	14 David DATZER	191.8	190.7	191.8	189.7	189.7	187.0	188.6						
STK	4 Michael RUTTER	191.8	191.8	191.3	166.2									
STK	66 Ryan GIBSON	191.8	186.5	188.6	191.8	191.3	191.3							
STK	50 Michael EVANS	191.3	191.3	189.7	188.6	188.6	188.6	189.7						
STK	32 Martin MORRIS	191.3	185.0	165.8	191.3	189.7	185.5							
STK	12 Raul TORRAS	190.7	174.4	190.7	188.1									
STK	58 Eddy FERRE	190.2	185.5	186.0	190.2	187.6								
STK	119 Kris DUNCAN	188.6	168.3	180.5	184.0	186.5	188.1	188.6						
STK	46 Leon JEACOCK	188.1	181.0	188.1	167.1	182.0								
STK	64 Chris SARBORA	188.1	165.4	184.0	174.0	169.6	186.0	188.1						
STK	83 Andy McALLISTER	186.0	182.5	186.0	185.5	184.0	182.5							
STK	55 Donald MacFADYEN	185.5	156.6	178.1	185.5	180.0	181.5	178.6						
STK	39 Anthony REDMOND	185.5	185.5	182.5	181.5	178.1								
STK	10 James CHAWKE	185.5	183.0	184.0	180.0	185.5	185.0							
STK	40 Nadieh SCHOOTS	185.5	159.6	174.9	173.5	185.0	185.5							
STK	21 Phil STEWART	184.5	184.5	166.2										
STK	42 Jonathan PERRY	184.5	156.6	171.8	175.3	180.0	182.0	184.5						
STK	96 Dom HERBERTSON	184.0	178.1	184.0	181.0									
STK	20 Matthieu LAGRIVE	184.0	170.0	174.9	176.3	181.5	184.0	182.5						
STK	474 Kamil HOLAN	184.0	168.7	184.0	184.0	183.5	184.0	183.5	183.0					
STK	85 Olivier LUPBERGER	182.0	173.5	174.4	175.3	182.0	174.9							
STK	59 Dave HEWSON	181.5	179.1	173.5	181.5	179.5	181.5							
STK	43 Stephen DEGNAN	180.5	154.8	165.8	169.2	173.5	180.5	174.9						
STK	19 Jean Pierre POLET	180.0	168.3	177.2	176.3	163.8	174.4	180.0						
STK	26 Andrea MAJOLA	180.0	168.7	168.7	174.4	180.0	179.5							
STK	87 Patricia FERNANDEZ WEST	179.5	178.1	179.1	176.3	178.1	177.7	179.5						
STK	62 Gerald DATH	176.7	170.5	176.7	169.6	172.6	174.9	169.6						
STK	44 Liam CHAWKE	176.7	176.7	171.8	169.2	169.2	174.9							



SPEED TRAP ON APPROACH TO UNIVERSITY

Class	No/Name	Fastest	Lap 1	Lap 2	Lap 3	Lap 4	Lap 5	Lap 6	Lap 7	Lap 8	Lap 9	Lap 10	Lap 11	Lap 12
STK	69 Brad CLARKE	174.4	164.2	173.5	173.5	174.4	172.6	171.8						
STK	134 Don GILBERT	158.1	156.9	158.1										

fonaCAB and Nicholl Oils NORTH WEST 200 SUPERSTOCK

Q2: Second Qualifying
Thursday, 11 May 2023




					Qualifying Time	5:23.985	Qualifying Speed	99.671		
Pos	Class	No	Name	Machine / Sponsor	Time	Best Lap Behind	Speed	On	Total Laps	Qualifying Laps
Qualifying Classification										
1	STK	60	Peter HICKMAN	BMW - FHO Racing BMW Motorrad	4:34.880	3.452	117.477	8	8	5
2	STK	5	Dean HARRISON	Kawasaki - DAO Racing	4:35.159	3.731	117.358	11	11	8
3	STK	34	Alastair SEELEY	BMW - SYNETIC BMW Motorrad	4:35.682	4.254	117.135	5	5	3
4	STK	24	Conor CUMMINS	Honda - Milenco by Padgett's Motorcycles	4:37.137	5.709	116.520	6	6	4
5	STK	37	James HILLIER	Yamaha - OMG Racing	4:38.036	6.608	116.143	8	8	6
6	STK	74	Davey TODD	Honda - Milenco by Padgett's Motorcycles	4:38.176	6.748	116.085	4	4	2
7	STK	25	Josh BROOKES	BMW - FHO Racing BMW Motorrad	4:38.739	7.311	115.850	5	5	3
8	STK	4	Michael RUTTER	BMW - Bathams Racing	4:38.759	7.331	115.842	8	10	7
9	STK	16	Mike BROWNE	BMW - Burrows by RK Racing	4:43.368	11.940	113.958	4	4	2
10	STK	15	Nathan HARRISON	Honda - Honda Racing UK	4:44.827	13.399	113.374	6	6	3
11	STK	3	John McGUINNESS	Honda - Honda Racing UK	4:47.367	15.939	112.372	3	4	2
12	STK	9	Craig NEVE	Honda - Bathams Racing	4:54.604	23.176	109.612	4	7	4
13	STK	11	Stefano BONETTI	Honda - Consonni	4:54.826	23.398	109.529	4	4	2
14	STK	56	Adam McLEAN	Kawasaki - JMcC Roofing Racing	4:55.133	23.705	109.415	4	5	3
15	STK	42	Jonathan PERRY	Kawasaki - Gordon Huxley Racing	4:55.495	24.067	109.281	6	7	4
16	STK	66	Ryan GIBSON	Kawasaki - Gibson Motors	4:57.204	25.776	108.653	5	6	4
17	STK	111	Brian McCORMACK	BMW - Roadhouse Macau/FHO	4:57.851	26.423	108.417	4	5	2
18	STK	20	Matthieu LAGRIVE	Yamaha - Optimark Road Racing	4:58.636	27.208	108.132	4	6	3
19	STK	8	Lukas MAURER	Kawasaki - Team Renngrib by Heidger	4:58.742	27.314	108.093	8	8	4
20	STK	32	Martin MORRIS	BMW - Obsession Engineering	4:59.067	27.639	107.976	4	5	3
21	STK	26	Andrea MAJOLA	Yamaha - Andrea Majola Racing	5:00.268	28.840	107.544	8	8	5
22	STK	401	Amalric BLANC	BMW - Team B&M Gazzz 58	5:02.283	30.855	106.827	10	10	5
23	STK	65	Michael SWEENEY	BMW - MJR Racing	5:03.589	32.161	106.367	2	4	2
24	STK	58	Eddy FERRE	BMW - Racing Team 38	5:04.186	32.758	106.159	6	8	3
25	STK	10	James CHAWKE	Suzuki - Chawkie Racing	5:04.496	33.068	106.051	3	4	2
26	STK	12	Raul TORRAS	Honda - Toll Racing Team	5:04.635	33.207	106.002	6	7	4
27	STK	21	Phil STEWART	Yamaha - Phil Stewart Slaters	5:07.516	36.088	105.009	4	5	3
28	STK	59	Dave HEWSON	BMW - Obsession Engineering	5:08.460	37.032	104.688	4	5	4
29	STK	39	Anthony REDMOND	BMW - Reds Garage IOM	5:09.458	38.030	104.350	3	4	3
30	STK	85	Olivier LUPBERGER	Kawasaki - Team Renngrib by Heidger	5:10.787	39.359	103.904	3	4	2
31	STK	19	Jean Pierre POLET	BMW - JP Racing	5:10.901	39.473	103.866	5	6	2
32	STK	93	Paul CRANSTON	Suzuki - P & J Fuel Haulage	5:12.865	41.437	103.214	5	6	4
33	STK	69	Brad CLARKE	Suzuki - Powerslide Suzuki	5:14.548	43.120	102.662	7	8	3
34	STK	134	Don GILBERT	Suzuki - Gorilla Racing	5:16.301	44.873	102.093	6	8	2
35	STK	44	Liam CHAWKE	Suzuki - Chawkie Racing	5:16.834	45.406	101.921	5	5	2

Non Qualifiers

STK	6	Michael DUNLOP	Honda - MD Racing	4:31.428		118.971	3	3	1
STK	38	Erno KOSTAMO	BMW - 38 Motorsport Syntainics	4:51.716	20.288	110.697	3	3	1
STK	474	Kamil HOLAN	Kawasaki - Blue Garage Racing	5:00.723	29.295	107.381	3	3	1
STK	88	Emmet O'GRADY	Honda - TAG Racing	5:03.493	32.065	106.401	2	3	1
STK	46	Leon JEACOCK	Suzuki - Powerslide Suzuki	5:07.790	36.362	104.916	4	4	1
STK	62	Gerald DATH	Honda - Optimark Road Racing	5:13.780	42.352	102.913	7	7	1
STK	87	Patricia FERNANDEZ WEST	Kawasaki - JMcC Roofing Racing	5:13.840	42.412	102.893	6	6	1
STK	22	Paul JORDAN	Yamaha - PreZ Racing by Prosper2	5:16.619	45.191	101.990	5	5	1
STK	55	Donald MacFADYEN	Yamaha - MacFadyen Racing	5:19.022	47.594	101.222	5	5	1
STK	13	Lee JOHNSTON	Honda - Ashcourt Racing	5:19.444	48.016	101.088	2	2	1
STK	119	Kris DUNCAN	Yamaha - plantfitter.com/KD Racing	5:21.469	50.041	100.451	3	3	1
STK	40	Nadieh SCHOOTS	Kawasaki - Rebel Racing	5:22.057	50.629	100.268	2	2	1
STK	94	Stephen PARSONS	Kawasaki - Giraffe Racing	5:24.334	52.906	99.564	3	3	0
STK	43	Stephen DEGNAN	Kawasaki	5:25.037	53.609	99.349	7	7	0
STK	7	Sam WEST	BMW - Moto-Hub.co.uk	6:23.294	1:51.866	84.249	1	1	0
STK	64	Chris SARBORA	BMW - Moto-Hub.co.uk	7:56.377	3:24.949	67.787	1	2	0
STK	83	Andy McALLISTER	Kawasaki - Mac Racing	8:05.645	3:34.217	66.493	1	3	0
STK	14	David DATZER	BMW - MTP Racing by Penz 13	8:59.575	4:28.147	59.847	1	1	0

Provisional result to be confirmed by the Stewards of the Meeting subject to completion of technical inspections & the time limit for protests

Page 1 / 1

Circuit	The Triangle	Signed	Organising Club	Coleraine & District Motor Club
Length(miles)	8.9700 Lap 1 (8.8300)		Qualifying Started	11:11
Weather	Sunny	Chief Timekeeper		
Track	Dry, 26°C	Issued At: 12:24		



fonaCAB and Nicholl Oils NORTH WEST 200


SUPERSTOCK Combined Qualifying



Pos	Class	No	Name	-----Best Time / Qual Laps-----			Overall Best Time / Speed /	
				Session A	Session B		Total Qual Laps	
Qualifying Classification								
1	STK	34	Alastair SEELEY	4:21.769	6	4:35.682	3	4:21.769 123.361 9
2	STK	6	Michael DUNLOP	4:23.729	3	4:31.428	1	4:23.729 122.444 4
3	STK	60	Peter HICKMAN	4:24.853	5	4:34.880	5	4:24.853 121.924 10
4	STK	74	Davey TODD	4:26.409	2	4:38.176	2	4:26.409 121.212 4
5	STK	13	Lee JOHNSTON	4:26.502	2	5:19.444	1	4:26.502 121.170 3
6	STK	5	Dean HARRISON	4:27.280	6	4:35.159	8	4:27.280 120.817 14
7	STK	25	Josh BROOKES	4:28.516	5	4:38.739	3	4:28.516 120.261 8
8	STK	24	Conor CUMMINS	4:29.173	5	4:37.137	4	4:29.173 119.967 9
9	STK	3	John McGUINNESS	4:30.499	5	4:47.367	2	4:30.499 119.379 7
10	STK	37	James HILLIER	4:32.236	6	4:38.036	6	4:32.236 118.618 12
11	STK	15	Nathan HARRISON	4:33.772	6	4:44.827	3	4:33.772 117.952 9
12	STK	7	Sam WEST	4:34.942	6	6:23.294	0	4:34.942 117.450 6
13	STK	65	Michael SWEENEY	4:34.951	3	5:03.589	2	4:34.951 117.446 5
14	STK	56	Adam McLEAN	4:35.598	5	4:55.133	3	4:35.598 117.171 8
15	STK	22	Paul JORDAN	4:38.742	2	5:16.619	1	4:38.742 115.849 3
16	STK	4	Michael RUTTER	8:29.243	0	4:38.759	7	4:38.759 115.842 7
17	STK	14	David DATZER	4:39.482	5	8:59.575	0	4:39.482 115.542 5
18	STK	38	Erno KOSTAMO	4:39.871	5	4:51.716	1	4:39.871 115.382 6
19	STK	9	Craig NEVE	4:40.013	2	4:54.604	4	4:40.013 115.323 6
20	STK	11	Stefano BONETTI	4:40.510	4	4:54.826	2	4:40.510 115.119 6
21	STK	50	Michael EVANS	4:40.743	5	-----		4:40.743 115.023 5
22	STK	91	Julian TRUMMER	4:40.912	2	-----		4:40.912 114.954 2
23	STK	8	Lukas MAURER	4:42.348	2	4:58.742	4	4:42.348 114.370 6
24	STK	16	Mike BROWNE	4:42.710	3	4:43.368	2	4:42.710 114.223 5
25	STK	20	Matthieu LAGRIVE	4:45.091	4	4:58.636	3	4:45.091 113.269 7
26	STK	88	Emmet O'GRADY	4:45.508	4	5:03.493	1	4:45.508 113.104 5
27	STK	474	Kamil HOLAN	4:48.640	6	5:00.723	1	4:48.640 111.876 7
28	STK	10	James CHAWKE	4:49.121	4	5:04.496	2	4:49.121 111.690 6
29	STK	66	Ryan GIBSON	4:49.174	4	4:57.204	4	4:49.174 111.670 8
30	STK	58	Eddy FERRE	4:49.236	2	5:04.186	3	4:49.236 111.646 5
31	STK	40	Nadieh SCHOOTS	4:50.132	3	5:22.057	1	4:50.132 111.301 4
32	STK	119	Kris DUNCAN	4:50.738	4	5:21.469	1	4:50.738 111.069 5
33	STK	39	Anthony REDMOND	4:51.363	3	5:09.458	3	4:51.363 110.831 6
34	STK	46	Leon JEACOCK	4:51.624	2	5:07.790	1	4:51.624 110.732 3
35	STK	12	Raul TORRAS	4:53.144	2	5:04.635	4	4:53.144 110.157 6
36	STK	32	Martin MORRIS	4:54.337	4	4:59.067	3	4:54.337 109.711 7
37	STK	42	Jonathan PERRY	4:55.891	4	4:55.495	4	4:55.495 109.281 8
38	STK	111	Brian McCORMACK	5:06.526	1	4:57.851	2	4:57.851 108.417 3
39	STK	26	Andrea MAJOLA	5:09.285	1	5:00.268	5	5:00.268 107.544 6
40	STK	59	Dave HEWSON	5:00.799	4	5:08.460	4	5:00.799 107.354 8
41	STK	87	Patricia FERNANDEZ	5:01.714	4	5:13.840	1	5:01.714 107.029 5
42	STK	401	Amalric BLANC	-----		5:02.283	5	5:02.283 106.827 5
43	STK	85	Olivier LUPBERGER	5:02.295	2	5:10.787	2	5:02.295 106.823 4
44	STK	19	Jean Pierre POLET	5:03.004	3	5:10.901	2	5:03.004 106.573 5
45	STK	55	Donald MacFADYEN	5:03.482	4	5:19.022	1	5:03.482 106.405 5
46	STK	43	Stephen DEGNAN	5:04.295	4	5:25.037	0	5:04.295 106.121 4
47	STK	64	Chris SARBORA	5:04.670	2	7:56.377	0	5:04.670 105.990 2
48	STK	83	Andy McALLISTER	5:05.502	3	8:05.645	0	5:05.502 105.701 3
49	STK	44	Liam CHAWKE	5:07.227	2	5:16.834	2	5:07.227 105.108 4
50	STK	21	Phil STEWART	7:27.349	0	5:07.516	3	5:07.516 105.009 3
51	STK	134	Don GILBERT	5:09.553	1	5:16.301	2	5:09.553 104.318 3
52	STK	69	Brad CLARKE	5:10.233	1	5:14.548	3	5:10.233 104.090 4
53	STK	62	Gerald DATH	5:11.223	2	5:13.780	1	5:11.223 103.758 3
54	STK	93	Paul CRANSTON	-----		5:12.865	4	5:12.865 103.214 4

Provisional result to be confirmed by the Stewards of the Meeting subject to completion of technical inspections & the time limit for protests

Page 1 / 2

Circuit	The Triangle	Signed		Organising Club	Coleraine & District Motor Club
Length(miles)	8.9700 Lap 1 (8.8300)		Chief Timekeeper		
Weather		Issued At:			
Track					






Non Qualifiers

STK	96	Dom HERBERTSON	4:47.686	1	-----			1
STK	94	Stephen PARSONS	-----		5:24.334	0		0

Provisional result to be confirmed by the Stewards of the Meeting subject to completion of technical inspections & the time limit for protests

Circuit	The Triangle	Signed	 Chief Timekeeper	Organising Club	Coleraine & District Motor Club
Length(miles)	8.9700 Lap 1 (8.8300)	Issued At:			
Weather					
Track					

