



EQUIPMENT

NW200

Wednesday 8th – Saturday 11th May 2024

promoted by
Coleraine & District Motor Club
www.northwest200.org



EQUIPMENT
SUPERBIKE



Causeway
Coast & Glens
Borough Council



TOURISM
NORTHERN
IRELAND



The Triangle Circuit 8.970 miles



MOST WINS at NORTH WEST 200 at the start of the meeting

Alastair Seeley	29	2008 - 23	(Supersport – 13, Superstock – 12, Superbike – 4)
Robert Dunlop	15	1986 - 06	(125 – 5, 250 – 4, 350 – 1, Superbike – 5)
Michael Rutter	14	1997 - 17	(Supertwin – 1, Supersport – 2, Prod'n/S'tock – 2, Superbike – 9)
Joey Dunlop	13	1979 - 88	(250 – 1, 500 – 1, Production 750 – 2, Superbike – 9)
Phillip McCallen	11	1991 - 97	(250 – 2, 400 – 1, Supersport – 4, Superbike – 4)
Bruce Anstey (NZ)	10	2002 - 14	(Supersport – 5, Production/Superstock – 4, Superbike – 1)
Tony Rutter	9	1973 - 82	(250 – 2, 350 – 5, 500 – 1, Superbike – 1)
Ian Lougher	8	1991 - 05	(125 – 5, 250 – 1, Supersport – 1, Superstock – 1)
Steve Plater	8	2006 - 09	(Supersport – 3, Superbike – 5)
Glenn Irwin	8	2017 - 23	(Superbike – 8)
Steven Cull	6	1980 - 88	(250 – 3, 350 – 1, Superbike – 2)
John McGuinness	6	2000 - 12	(250 – 1, 400 – 1, Supersport – 1, Superbike – 3)
Arthur Wheeler	5	1951 - 62	(250 – 5)
Tommy Robb	5	1959 - 65	(125 – 1, 250 – 4)
John Williams	5	1974 - 77	(350 – 1, 500 – 2, Superbike – 2)
Mick Grant	5	1975 - 82	(500 – 2, Superbike – 3)
Woolsey Coulter	5	1989 - 98	(250 – 5)
Ian Simpson	5	1995 - 98	(Supersport – 1, Production – 1, Superbike – 3)
Ryan Farquhar	5	2003 - 15	(Supertwin – 2, Supersport – 3)
Michael Dunlop	5	2008 - 16	(250 – 1, Supersport – 1, Superstock – 1, Superbike – 2)
Lee Johnston	5	2014 - 22	(Supertwin – 2, Supersport – 2, Superstock – 1)
Ernie Nott	4	1929 - 32	(500 – 4)
Jimmie Guthrie	4	1934 - 37	(500 – 4)
Bob McIntyre	4	1953 - 61	(350 – 2, 500 – 2)
Eddie Laycock	4	1986 - 90	(250 – 4)
David Jefferies	4	1999 - 02	(Supersport – 1, Superbike – 3)
William Dunlop	4	2009 - 14	(125 – 1, 250 – 1, Supersport – 1, Superbike – 1)
Richard Cooper	4	2022 - 23	(Supertwin – 4)

The Triangle Circuit 8.970 miles

LAP & RACE RECORDS & BEST SECTORS ANALYSIS (RACE & QUALIFYING)

at the start of the meeting

SUPERTWIN	Name	Machine	Laps	m	s	mph	Session & Year
Lap Record	Richard Cooper	Kawasaki	4	47.065		112.490	Supertwin-2 2022
Best Qualifying Lap	Richard Cooper	Kawasaki	4	49.037		111.723	Tue Qualifying 2023
Best Sector 1	Richard Cooper	Kawasaki	2	08.368		114.042	Supertwin-2 2022
Best Sector 2	Richard Cooper	Kawasaki	1	29.495		123.976	Supertwin-2 2023
Best Sector 3	Lee Johnston	Aprilia	1	06.707		98.302	Supertwin-2 2022
Ideal Lap (sum of best sectors)			4	44.570		113.476	
Difference (Best Lap – Ideal Lap)						2.495	
Race Record	Richard Cooper	Kawasaki	4	19	08.608	112.017	Supertwin-2 2022

SUPERSPORT	Name	Machine	Laps	m	s	mph	Session & Year
Lap Record	Peter Hickman	Triumph	4	33.029		118.273	Supersport-2 2023
Best Qualifying Lap	Alastair Seeley	Yamaha	4	35.624		117.160	Thu Qualifying 2014
Best Sector 1	Richard Cooper	Yamaha	2	01.979		120.016	Supersport-1 2023
Best Sector 2	Richard Cooper	Yamaha	1	25.063		130.435	Supersport-2 2023
Best Sector 3	Peter Hickman	Triumph	1	03.777		102.818	Supersport-2 2023
Ideal Lap (sum of best sectors)			4	30.819		119.238	
Difference (Best Lap – Ideal Lap)						2.210	
Race Record	Lee Johnston	Yamaha	6	27	31.644	117.003	Supersport-2 2022

SUPERSTOCK	Name	Machine	Laps	m	s	mph	Session & Year
Lap Record	Alastair Seeley	BMW	4	19.407		124.484	Superstock-2 2023
Best Qualifying Lap	Alastair Seeley	BMW	4	21.769		123.361	Tue Qualifying 2023
Best Sector 1	Alastair Seeley	BMW	1	55.789		126.432	Superstock-1 2023
Best Sector 2	Alastair Seeley	BMW	1	19.530		139.510	Superstock-2 2023
Best Sector 3	Peter Hickman	BMW	1	02.373		105.132	Superstock-1 2019
Ideal Lap (sum of best sectors)			4	17.692		125.312	
Difference (Best Lap – Ideal Lap)						1.715	
Race Record	Alastair Seeley	BMW	5	21	39.554	123.855	Superstock-1 2023

SUPERBIKE	Name	Machine	Laps	m	s	mph	Session & Year
Lap Record	Peter Hickman	BMW	4	18.753		124.799	Superbike-1 2022
Best Qualifying Lap	Glenn Irwin	Honda	4	20.205		124.102	Thu Qualifying 2022
Best Sector 1	Peter Hickman	BMW	1	55.572		126.669	Superbike-1 2022
Best Sector 2	Alastair Seeley	BMW	1	18.990		140.463	Superbike-2 2023
Best Sector 3	Glenn Irwin	Honda	1	01.941		105.865	Superbike-2 2022
Ideal Lap (sum of best sectors)			4	16.503		125.893	
Difference (Best Lap – Ideal Lap)						2.250	
Race Record	Glenn Irwin	Honda	6	25	59.274	123.935	Superbike-1 2022

Sector	Description	Distance
Sector 1	Finish to Ballysally Roundabout	4.0665 miles
Sector 2	Ballysally Roundabout to Metropole	3.0820 miles
Sector 3	Metropole to Finish	1.8215 miles

FASTEST SPEED TRAP SPEEDS

Class	Name	Machine	mph	Session & Year
Superbike	Josh Brookes	BMW	212.4	2023 Thu Qualifying
Superbike	Bruce Anstey	Honda	209.8	2016 Superbike-1
Superbike	Alastair Seeley	BMW	209.1	2023 Thu Qualifying
Superbike	Martin Jessopp	Ducati	208	2012 Tue Qualifying
Superbike	Ian Hutchinson	BMW	207.8	2022 Superbike-2
Superbike	Peter Hickman	BMW	207.8	2023 Thu Qualifying
Superstock	Michael Dunlop	Honda	206.5	2023 Superstock-1
Supersport	Richard Cooper	Yamaha	187.0	2023 Supersport-1
Supertwin	Richard Cooper	Kawasaki	170.5	2023 Tue Qualifying

BRIGGS EQUIPMENT NORTH WEST 2000

SUPERBIKE

Q1: First Qualifying

Wednesday, 08 May 2024



NW2000


				Qualifying Time	5:09.941	Qualifying Speed	104.187			
Pos	Class	No	Name	Machine / Sponsor	Time	Best Lap Behind	Speed	On	Total Laps	Qualifying Laps
Qualifying Classification										
1	SBK	1	Glenn IRWIN	Ducati - Hager PBM Ducati	4:18.553		124.895	11	11	9
2	SBK	74	Davey TODD	BMW - Milwaukee BMW	4:19.910	1.357	124.243	9	12	11
3	SBK	6	Michael DUNLOP	Honda - MasteMac Honda by Hawk Racing	4:22.814	4.261	122.870	7	9	5
4	SBK	60	Peter HICKMAN	BMW - PHR Performance	4:25.023	6.470	121.846	8	9	7
5	SBK	5	Dean HARRISON	Honda - Honda Racing UK	4:25.219	6.666	121.756	10	12	10
6	SBK	8	Ian HUTCHINSON	Honda - Milenco by Padgett's Motorcycles	4:29.182	10.629	119.963	9	9	8
7	SBK	2	John McGUINNESS	Honda - Honda Racing UK	4:29.706	11.153	119.730	7	9	8
8	SBK	37	James HILLIER	Honda - WTF Racing	4:32.014	13.461	118.714	7	9	8
9	SBK	38	Erno KOSTAMO	BMW - 38 Motorsport ny Penz13	4:32.482	13.929	118.511	8	9	7
10	SBK	24	Conor CUMMINS	Honda - Milenco by Padgett's Motorcycles	4:32.924	14.371	118.319	8	8	6
11	SBK	22	Paul JORDAN	Honda - Jackson Racing by Prosper2 BMW	4:33.970	15.417	117.867	4	10	9
12	SBK	96	Dom HERBERTSON	- Burrows by RK Racing	4:34.977	16.424	117.435	3	7	5
13	SBK	156	Adam McLEAN	Kawasaki - JMcC Roofing Racing	4:35.503	16.950	117.211	6	7	6
14	SBK	65	Michael SWEENEY	BMW - MJR Racing	4:35.728	17.175	117.115	4	5	4
15	SBK	23	David JOHNSON	Kawasaki - Platinum Club Racing Kawasaki	4:36.802	18.249	116.661	8	8	5
16	SBK	7	Sam WEST	BMW - Moto-Hub.co.uk	4:37.136	18.583	116.520	11	12	9
17	SBK	9	Craig NEVE	Honda - Bathams Racing	4:37.433	18.880	116.396	9	10	7
18	SBK	4	Michael RUTTER	BMW - Bathams Racing	4:38.617	20.064	115.901	2	5	3
19	SBK	20	Michael EVANS	Suzuki - Michael Evans Racing	4:38.941	20.388	115.766	6	8	4
20	SBK	18	Lukas MAURER	Yamaha - Maurer Racing	4:38.990	20.437	115.746	8	10	8
21	SBK	15	Nathan HARRISON	Honda - Honda Racing UK	4:40.794	22.241	115.002	10	10	8
22	SBK	66	Ryan GIBSON	BMW - Gibson Motors/A G Wilson	4:42.972	24.419	114.117	9	10	7
23	SBK	111	Brian McCORMACK	BMW - Roadhouse Macau by FHO	4:44.543	25.990	113.487	2	7	5
24	SBK	16	Mike BROWNE	Aprilia - IN Competition	4:44.620	26.067	113.457	4	5	2
25	SBK	91	Julian TRUMMER	Honda - Jackson Racing by Prosper2	4:44.766	26.213	113.398	8	9	5
26	SBK	231	Marcus SIMPSON	Honda - LMR by Jon Cuff Electrical	4:45.119	26.566	113.258	7	8	6
27	SBK	48	Eddy FERRE	BMW - Optimark Road Racing	4:45.202	26.649	113.225	5	7	5
28	SBK	78	Emmet O'GRADY	Honda - TAG Racing	4:46.055	27.502	112.887	5	8	5
29	SBK	36	Jonathan GOETSCHY	BMW - Optimark Road Racing	4:46.658	28.105	112.650	7	8	6
30	SBK	45	James CHAWKE	Suzuki - Chawkie Racing SC	4:47.062	28.509	112.491	7	10	8
31	SBK	46	Anthony REDMOND	BMW - Reds Garage Ltd IOM	4:48.570	30.017	111.904	3	6	5
32	SBK	10	Marty LENNON	Yamaha - ML Designs	4:49.283	30.730	111.628	7	9	6
33	SBK	32	Luca GOTTARDI	BMW - Penz13 Racing Team by Cerin	4:49.706	31.153	111.465	2	8	5
34	SBK	21	Phil STEWART	Honda - Phil Stewart Racing	4:49.823	31.270	111.420	7	8	6
35	SBK	119	Kris DUNCAN	Yamaha - KD/TCC Racing/NSB Contracts	4:49.903	31.350	111.389	10	10	6
36	SBK	56	Ryan WHITEHALL	Yamaha - WR Racing	4:50.057	31.504	111.330	5	7	3
37	SBK	25	Amalric BLANC	Honda - Team B&M / HML	4:50.520	31.967	111.152	5	6	5
38	SBK	174	Laurent HOFFMANN	BMW - Hoffmann by MRP	4:53.679	35.126	109.957	4	5	4
39	SBK	58	Paul WILLIAMS	Yamaha - Lee Williams Motorsports Honda	4:55.027	36.474	109.454	7	8	6
40	SBK	39	Martin MORRIS	BMW - Road's Warrior	4:55.774	37.221	109.178	6	6	4
41	SBK	19	Jean Pierre POLET	Suzuki - Chawkie Racing SC	4:57.336	38.783	108.604	3	7	3
42	SBK	44	Liam CHAWKE	BMW - SDM Racing	5:02.218	43.665	106.850	8	9	7
43	SBK	88	Sean McTAGGART	Yamaha - Kernohan Racing	5:02.725	44.172	106.671	3	4	2
44	SBK	109	Neil KERNOHAN		5:03.475	44.922	106.407	2	3	2

Non Qualifiers

SBK	43	Sam JOHNSON	Suzuki	5:00.054	41.501	107.621	2	2	1
SBK	93	Paul CRANSTON	Suzuki - P & J Fuel Haulage	5:09.650	51.097	104.285	4	5	1
SBK	55	Donald MacFADYEN	Yamaha - MacFadyen Racing	5:10.548	51.995	103.984	4	8	0
SBK	69	Brad CLARKE	Suzuki - Powerslide Racing Suzuki	5:11.107	52.554	103.797	7	9	0
SBK	54	Paul CASSIDY	Yamaha	5:11.580	53.027	103.640	5	7	0
SBK	85	Olivier LUPBERGER	Yamaha - Team by Heidger Motorsport	5:13.529	54.976	102.995	3	3	0
SBK	143	Stephen DEGNAN	Kawasaki	5:19.160	1:00.607	101.178	6	9	0
SBK	90	Craig KENNELLY	Kawasaki - Residio Racing	5:19.305	1:00.752	101.132	10	10	0
SBK	12	Kevin KEYES	Yamaha - Daracore Racing	5:22.282	1:03.729	100.198	2	2	0
SBK	64	Don GILBERT	Suzuki - Gorilla Racing	6:57.281	2:38.728	77.387	1	1	0

Provisional result to be confirmed by the Stewards of the Meeting subject to completion of technical inspections & the time limit for protests

Page 1 / 1

Circuit	The Triangle	Signed	Organising Club
Length(miles)	8.9700 Lap 1 (8.8300)	 Chief Timekeeper	Qualifying Started 10:57
Weather	Bright	Issued At: 12:06	
Track	Dry, 25°C		



SUPERBIKE

Q1: First Qualifying

Wednesday, 08 May 2024

DETAILED SECTOR ANALYSIS

Qualifying Classification

Position

1 **1 Glenn IRWIN**

SBK Behind

Best Time **4:18.553** Best Speed **124.895** On **11** Gp

Lap	Lap Time	Lap Speed	Sector 1	Sector 2	Sector 3	Speed Trap
1	4:37.149	114.696		1:30.919	1:06.246	186.0
2	4:26.925	120.978	2:01.437	1:20.711	1:04.777	199.8
3	4:22.781	122.886	1:58.714	1:20.567	1:03.500	200.4
4	4:21.604	123.438	1:58.160	1:19.919	1:03.525	199.8
5	4:41.103	114.876	2:06.068	1:22.469		201.6
6	17:01.064	31.626		1:20.462	1:08.747	199.8
7	4:20.650	123.890	1:57.075	1:19.952	1:03.623	201.6
8	4:20.350	124.033	1:57.155	1:19.353	1:03.842	201.6
9	4:38.493	115.953	2:00.935	1:25.695		199.8
10	6:29.755	82.852		1:21.746	1:05.166	202.2
11	4:18.553	124.895	1:56.757	1:18.708	1:03.088	202.2
<i>Ideal</i>	<i>4:18.553</i>	<i>124.895</i>	<i>1:56.757</i>	<i>1:18.708</i>	<i>1:03.088</i>	<i>202.2</i>

2 **74 Davey TODD**

SBK Behind **1.357**

Best Time **4:19.910** Best Speed **124.243** On **9** Gp

Lap	Lap Time	Lap Speed	Sector 1	Sector 2	Sector 3	Speed Trap
1	4:33.178	116.364		1:23.249	1:08.175	200.4
2	4:28.834	120.119	2:00.278	1:21.891	1:06.665	202.8
3	4:30.766	119.262	1:59.252	1:25.465	1:06.049	200.4
4	4:25.351	121.695	1:59.004	1:21.744	1:04.603	200.4
5	4:25.020	121.847	1:58.223	1:21.903	1:04.894	204.7
6	4:23.316	122.636	1:57.327	1:21.587	1:04.402	202.8
7	4:41.518	114.707	2:03.594	1:27.300		201.6
8	14:04.784	38.225		1:25.435	1:05.534	204.0
9	4:19.910	124.243	1:56.233	1:20.569	1:03.108	204.7
10	4:30.455	119.399	2:01.763	1:22.528	1:06.164	201.6
11	4:20.170	124.119	1:56.633	1:20.340	1:03.197	204.0
12	4:44.683	113.431	1:59.209	1:31.689		201.0
<i>Ideal</i>	<i>4:19.681</i>	<i>124.353</i>	<i>1:56.233</i>	<i>1:20.340</i>	<i>1:03.108</i>	<i>204.7</i>

Qualifying Classification

Position

3 **6 Michael DUNLOP**

SBK Behind **4.261**

Best Time **4:22.814** Best Speed **122.870** On **7** Gp

Lap	Lap Time	Lap Speed	Sector 1	Sector 2	Sector 3	Speed Trap
1	7:53.721	67.103		1:24.721		197.5
2	11:10.661	48.150		1:33.987	1:11.374	199.2
3	4:29.344	119.891	2:01.687	1:22.103	1:05.554	185.0
4	4:31.128	119.102	1:59.931	1:21.784		198.6
5	12:00.304	44.831		1:22.318		198.6
6	8:21.280	64.419		1:22.150	1:07.726	198.6
7	4:22.814	122.870	1:58.127	1:20.437	1:04.250	201.0
8	4:40.110	115.283	2:04.708	1:25.964	1:09.438	197.5
9	4:24.545	122.066	1:58.317	1:21.567	1:04.661	198.6
<i>Ideal</i>	<i>4:22.814</i>	<i>122.870</i>	<i>1:58.127</i>	<i>1:20.437</i>	<i>1:04.250</i>	<i>201.0</i>

4 **60 Peter HICKMAN**

SBK Behind **6.470**

Best Time **4:25.023** Best Speed **121.846** On **8** Gp

Lap	Lap Time	Lap Speed	Sector 1	Sector 2	Sector 3	Speed Trap
1	4:55.698	107.502		1:25.075	1:07.739	199.2
2	4:32.609	118.455	2:02.227	1:23.964	1:06.418	196.9
3	4:30.482	119.387	2:01.474	1:23.236	1:05.772	195.7
4	4:41.510	114.710	2:03.831	1:23.927		198.0
5	19:50.456	27.126		1:23.106		196.9
6	7:38.548	70.422		1:23.586	1:05.376	197.5
7	4:27.739	120.610	2:01.089	1:21.952	1:04.698	195.2
8	4:25.023	121.846	1:59.420	1:21.769	1:03.834	198.0
9	5:07.503	105.014	2:06.758	1:31.144		190.7
<i>Ideal</i>	<i>4:25.023</i>	<i>121.846</i>	<i>1:59.420</i>	<i>1:21.769</i>	<i>1:03.834</i>	<i>199.2</i>

SUPERBIKE

Q1: First Qualifying

Wednesday, 08 May 2024

DETAILED SECTOR ANALYSIS

Qualifying Classification

Position

5 **5 Dean HARRISON**
 SBK Behind **6.666**
 Best Time **4:25.219** Best Speed **121.756** On **10** Gp

Lap	Lap Time	Lap Speed	Sector 1	Sector 2	Sector 3	Speed Trap
1	4:34.235	115.915		1:24.122	1:09.289	198.6
2	4:42.514	114.302	2:03.087	1:32.462	1:06.965	191.3
3	4:30.908	119.199	2:01.245	1:24.226	1:05.437	175.8
4	4:45.499	113.107	2:08.070	1:27.364		178.1
5	7:51.041	68.555		1:22.632	1:06.296	190.7
6	4:28.019	120.484	2:00.417	1:22.877	1:04.725	196.3
7	4:27.932	120.523	1:59.941	1:23.154	1:04.837	195.2
8	4:36.616	116.739	2:04.600	1:23.805		194.0
9	9:05.416	59.206		1:22.250	1:04.503	196.9
10	4:25.219	121.756	1:59.149	1:21.869	1:04.201	196.9
11	4:25.312	121.713	1:58.812	1:21.839	1:04.661	195.2
12	4:29.393	119.869	1:59.527	1:21.719		195.7
<i>Ideal</i>	<i>4:24.732</i>	<i>121.980</i>	<i>1:58.812</i>	<i>1:21.719</i>	<i>1:04.201</i>	<i>198.6</i>

6 8 Ian HUTCHINSON

SBK Behind **10.629**
 Best Time **4:29.182** Best Speed **119.963** On **9** Gp

Lap	Lap Time	Lap Speed	Sector 1	Sector 2	Sector 3	Speed Trap
1	4:56.947	107.049		1:27.036	1:09.811	195.7
2	4:38.504	115.948	2:05.212	1:25.460	1:07.832	194.0
3	4:36.496	116.790	2:04.623	1:24.414	1:07.459	201.0
4	4:33.338	118.139	2:03.278	1:23.284	1:06.776	202.2
5	4:44.990	113.309	2:04.618	1:26.132		204.0
6	25:19.892	21.246		1:23.789	1:06.893	202.2
7	4:32.149	118.656	2:02.587	1:23.673	1:05.889	202.2
8	4:31.305	119.025	2:01.671	1:23.547	1:06.087	201.0
9	4:29.182	119.963	2:00.936	1:22.650	1:05.596	204.7
<i>Ideal</i>	<i>4:29.182</i>	<i>119.963</i>	<i>2:00.936</i>	<i>1:22.650</i>	<i>1:05.596</i>	<i>204.7</i>

Qualifying Classification

Position

7 **2 John McGUINNESS**
 SBK Behind **11.153**
 Best Time **4:29.706** Best Speed **119.730** On **7** Gp

Lap	Lap Time	Lap Speed	Sector 1	Sector 2	Sector 3	Speed Trap
1	4:36.363	115.023		1:25.193	1:07.500	189.1
2	4:36.784	116.669	2:03.963	1:24.803		190.2
3	5:08.646	104.625		1:23.828	1:06.190	192.9
4	4:31.187	119.077	2:01.554	1:23.989	1:05.644	194.6
5	4:46.804	112.593	2:06.756	1:25.623		151.0
6	18:38.913	28.860		1:25.487	1:06.257	195.2
7	4:29.706	119.730	2:01.052	1:23.649	1:05.005	194.6
8	4:38.281	116.041	2:00.445	1:23.305	1:14.531	193.5
9	4:51.828	110.654	2:08.671	1:26.863		177.7
<i>Ideal</i>	<i>4:28.755</i>	<i>120.154</i>	<i>2:00.445</i>	<i>1:23.305</i>	<i>1:05.005</i>	<i>195.2</i>

8 37 James HILLIER

SBK Behind **13.461**
 Best Time **4:32.014** Best Speed **118.714** On **7** Gp

Lap	Lap Time	Lap Speed	Sector 1	Sector 2	Sector 3	Speed Trap
1	4:51.190	109.166		1:30.984	1:09.284	186.0
2	4:38.203	116.074	2:05.535	1:26.355	1:06.313	192.4
3	4:35.968	117.014	2:03.721	1:24.290	1:07.957	193.5
4	4:33.506	118.067	2:02.075	1:23.839	1:07.592	194.6
5	4:52.670	110.336	2:10.106	1:28.209		192.4
6	22:15.523	24.179		1:24.764	1:10.680	190.7
7	4:32.014	118.714	2:01.767	1:23.746	1:06.501	192.9
8	4:39.314	115.612	2:01.956	1:26.454	1:10.904	192.4
9	4:42.014	114.505	2:05.414	1:25.446		192.4
<i>Ideal</i>	<i>4:31.826</i>	<i>118.797</i>	<i>2:01.767</i>	<i>1:23.746</i>	<i>1:06.313</i>	<i>194.6</i>

SUPERBIKE

Q1: First Qualifying

Wednesday, 08 May 2024

DETAILED SECTOR ANALYSIS

Qualifying Classification

Position

9 38 Erno KOSTAMO

SBK Behind 13.929

Best Time 4:32.482 Best Speed 118.511 On 8 Gp

Lap	Lap Time	Lap Speed	Sector 1	Sector 2	Sector 3	Speed Trap
1	7:20.140	72.222		1:41.614	1:10.387	162.6
2	4:43.203	114.024	2:05.915	1:27.282	1:10.006	193.5
3	4:40.344	115.187	2:06.561	1:26.811	1:06.972	194.6
4	4:42.204	114.428	2:05.638	1:25.251		188.6
5	21:14.775	25.332		1:25.793	1:08.461	190.7
6	4:34.041	117.836	2:03.472	1:24.237	1:06.332	180.0
7	4:40.161	115.262	2:06.772	1:25.676	1:07.713	184.5
8	4:32.482	118.511	2:03.007	1:23.544	1:05.931	194.0
9	4:42.386	114.354	2:03.475	1:25.330		183.5
<i>Ideal</i>	4:32.482	118.511	2:03.007	1:23.544	1:05.931	194.6

Qualifying Classification

Position

11 22 Paul JORDAN

SBK Behind 15.417

Best Time 4:33.970 Best Speed 117.867 On 4 Gp

Lap	Lap Time	Lap Speed	Sector 1	Sector 2	Sector 3	Speed Trap
1	5:01.986	105.263		1:25.546	1:09.234	195.7
2	4:40.430	115.152	2:07.581	1:25.333	1:07.516	186.0
3	4:36.229	116.903	2:03.383	1:24.419	1:08.427	194.6
4	4:33.970	117.867	2:02.884	1:23.847	1:07.239	196.3
5	5:03.932	106.247	2:15.047	1:33.238		158.8
6	17:47.008	30.264		1:29.355	1:10.007	165.0
7	4:42.033	114.497	2:05.189	1:25.964	1:10.880	182.0
8	4:35.863	117.058	2:03.892	1:24.133	1:07.838	186.0
9	4:35.515	117.206	2:03.759	1:25.005	1:06.751	189.7
10	5:05.751	105.615	2:16.264	1:35.455	1:14.032	164.2
<i>Ideal</i>	4:33.482	118.077	2:02.884	1:23.847	1:06.751	196.3

10 24 Conor CUMMINS

SBK Behind 14.371

Best Time 4:32.924 Best Speed 118.319 On 8 Gp

Lap	Lap Time	Lap Speed	Sector 1	Sector 2	Sector 3	Speed Trap
1	5:51.456	90.447			1:11.370	0.0
2	4:44.175	113.634				191.3
3	4:38.067	116.130	2:05.600	1:24.702	1:07.765	0.0
4	4:35.426	117.244	2:04.361	1:23.943	1:07.122	0.0
5	4:33.800	117.940	2:03.107			0.0
6	4:47.677	112.251	2:07.601	1:27.420		191.8
7	26:43.456	20.139		1:25.160	1:06.991	190.7
8	4:32.924	118.319	2:02.649	1:23.693	1:06.582	194.6
<i>Ideal</i>	4:32.924	118.319	2:02.649	1:23.693	1:06.582	194.6

12 96 Dom HERBERTSON

SBK Behind 16.424

Best Time 4:34.977 Best Speed 117.435 On 3 Gp

Lap	Lap Time	Lap Speed	Sector 1	Sector 2	Sector 3	Speed Trap
1	17:20.652	30.546		1:32.980	1:10.988	199.2
2	4:39.202	115.658	2:04.562	1:26.157	1:08.483	199.8
3	4:34.977	117.435	2:03.154	1:24.706	1:07.117	201.6
4	4:45.806	112.986	2:04.086	1:25.887		169.2
5	14:36.622	36.837		1:27.310	1:08.161	195.7
6	4:35.903	117.041	2:05.215	1:24.080	1:06.608	200.4
7	4:52.060	110.566	2:02.761	1:26.783		194.6
<i>Ideal</i>	4:33.449	118.091	2:02.761	1:24.080	1:06.608	201.6

13 156 Adam McLEAN

SBK Behind 16.950

Best Time 4:35.503 Best Speed 117.211 On 6 Gp

Lap	Lap Time	Lap Speed	Sector 1	Sector 2	Sector 3	Speed Trap
1	4:57.345	106.906		1:27.995	1:09.865	168.3
2	4:39.176	115.669	2:05.466	1:26.510	1:07.200	180.5
3	4:35.882	117.050	2:03.902	1:24.609	1:07.371	191.3
4	4:46.268	112.803	2:03.320	1:25.260		191.3
5	36:07.335	14.899		1:24.380	1:06.931	189.1
6	4:35.503	117.211	2:03.959	1:24.530	1:07.014	190.2
7	5:02.292	106.824	2:12.006	1:36.254		158.1
<i>Ideal</i>	4:34.631	117.583	2:03.320	1:24.380	1:06.931	191.3

SUPERBIKE

Q1: First Qualifying

Wednesday, 08 May 2024

DETAILED SECTOR ANALYSIS

Qualifying Classification

Position

14 65 Michael SWEENEY

SBK Behind 17.175

Best Time 4:35.728 Best Speed 117.115 On 4 Gp

Lap	Lap Time	Lap Speed	Sector 1	Sector 2	Sector 3	Speed Trap
1	5:34.989	94.893		1:29.431	1:11.035	151.0
2	4:43.818	113.777	2:05.795	1:27.000	1:11.023	187.0
3	4:39.197	115.660	2:05.253	1:25.890	1:08.054	189.1
4	4:35.728	117.115	2:04.083	1:24.536	1:07.109	186.0
5	4:56.186	109.026	2:07.013	1:27.748		180.0
<i>Ideal</i>	<i>4:35.728</i>	<i>117.115</i>	<i>2:04.083</i>	<i>1:24.536</i>	<i>1:07.109</i>	<i>189.1</i>

15 23 David JOHNSON

SBK Behind 18.249

Best Time 4:36.802 Best Speed 116.661 On 8 Gp

Lap	Lap Time	Lap Speed	Sector 1	Sector 2	Sector 3	Speed Trap
1	7:14.632	73.138		1:29.945		159.9
2	14:33.823	36.955		1:28.601	1:10.386	184.0
3	4:42.773	114.198	2:07.856	1:26.772	1:08.145	194.6
4	4:54.661	109.590	2:12.864	1:29.789		181.0
5	16:52.731	31.886		1:29.605	1:09.515	190.7
6	4:40.156	115.264	2:06.700	1:25.576	1:07.880	192.4
7	5:09.112	104.467	2:13.673	1:47.455	1:07.984	180.5
8	4:36.802	116.661	2:05.130	1:24.870	1:06.802	192.4
<i>Ideal</i>	<i>4:36.802</i>	<i>116.661</i>	<i>2:05.130</i>	<i>1:24.870</i>	<i>1:06.802</i>	<i>194.6</i>

16 7 Sam WEST

SBK Behind 18.583

Best Time 4:37.136 Best Speed 116.520 On 11 Gp

Lap	Lap Time	Lap Speed	Sector 1	Sector 2	Sector 3	Speed Trap
1	5:16.963	100.289		1:29.575	1:12.241	194.0
2	5:03.472	106.408	2:22.359	1:28.299	1:12.814	193.5
3	4:51.939	110.612	2:08.529	1:27.814		194.6
4	7:40.163	70.175		1:28.159	1:10.406	193.5
5	4:43.161	114.041	2:06.418	1:27.177	1:09.566	192.9
6	4:42.573	114.278	2:06.310	1:26.875	1:09.388	192.4
7	4:55.317	109.347	2:11.583	1:30.984	1:12.750	192.9
8	4:39.364	115.591	2:05.644	1:25.980	1:07.740	194.0
9	4:52.878	110.258	2:05.200	1:24.993		191.8
10	8:03.963	66.724		1:30.919	1:11.495	191.8
11	4:37.136	116.520	2:04.665	1:25.050	1:07.421	196.3
12	4:51.784	110.671	2:07.256	1:33.669	1:10.859	190.7
<i>Ideal</i>	<i>4:37.079</i>	<i>116.544</i>	<i>2:04.665</i>	<i>1:24.993</i>	<i>1:07.421</i>	<i>196.3</i>

Qualifying Classification

Position

17 9 Craig NEVE

SBK Behind 18.880

Best Time 4:37.433 Best Speed 116.396 On 9 Gp

Lap	Lap Time	Lap Speed	Sector 1	Sector 2	Sector 3	Speed Trap
1	5:01.476	105.441		1:26.534	1:09.672	196.3
2	4:43.471	113.916	2:06.545	1:24.991		195.2
3	9:25.094	57.144		1:26.601	1:09.894	177.7
4	4:46.479	112.720	2:07.522	1:26.680	1:12.277	191.3
5	4:41.372	114.766	2:06.599	1:25.544	1:09.229	191.8
6	4:40.350	115.185	2:05.524	1:25.725	1:09.101	193.5
7	4:51.699	110.703	2:14.893	1:25.018		191.3
8	15:52.844	33.890		1:35.786	1:08.738	192.9
9	4:37.433	116.396	2:05.533	1:24.374	1:07.526	194.6
10	5:20.202	100.849	2:05.339	1:24.297		196.9
<i>Ideal</i>	<i>4:37.162</i>	<i>116.509</i>	<i>2:05.339</i>	<i>1:24.297</i>	<i>1:07.526</i>	<i>196.9</i>

18 4 Michael RUTTER

SBK Behind 20.064

Best Time 4:38.617 Best Speed 115.901 On 2 Gp

Lap	Lap Time	Lap Speed	Sector 1	Sector 2	Sector 3	Speed Trap
1	4:40.610	113.282		1:25.894	1:08.451	195.2
2	4:38.617	115.901	2:03.998	1:26.533	1:08.086	196.9
3	4:45.554	113.085	2:04.236	1:27.861		186.5
4	15:36.904	34.467		1:32.117		173.1
5	26:10.204	20.565		1:33.677		163.8
<i>Ideal</i>	<i>4:37.978</i>	<i>116.167</i>	<i>2:03.998</i>	<i>1:25.894</i>	<i>1:08.086</i>	<i>196.9</i>

19 20 Michael EVANS

SBK Behind 20.388

Best Time 4:38.941 Best Speed 115.766 On 6 Gp

Lap	Lap Time	Lap Speed	Sector 1	Sector 2	Sector 3	Speed Trap
1	4:55.300	107.646		1:28.224	1:12.069	180.0
2	4:46.234	112.817	2:07.353	1:27.106		183.0
3	8:57.140	60.118		1:27.181	1:09.108	191.3
4	4:43.852	113.764	2:06.709	1:25.354		191.3
5	14:40.501	36.675		1:25.651	1:07.411	191.8
6	4:38.941	115.766	2:05.251	1:25.654	1:08.036	190.2
7	5:31.533	97.402	2:08.638	1:47.200		189.7
8	12:17.348	43.795		1:24.353	1:06.761	192.4
<i>Ideal</i>	<i>4:36.365</i>	<i>116.845</i>	<i>2:05.251</i>	<i>1:24.353</i>	<i>1:06.761</i>	<i>192.4</i>

SUPERBIKE

Q1: First Qualifying

Wednesday, 08 May 2024

DETAILED SECTOR ANALYSIS

Qualifying Classification

Position

20 18 Lukas MAURER

SBK Behind 20.437

Best Time 4:38.990 Best Speed 115.746 On 8 Gp

Lap	Lap Time	Lap Speed	Sector 1	Sector 2	Sector 3	Speed Trap
1	5:35.950	94.621	1:30.445	1:10.784	149.6	
2	4:46.910	112.551	2:08.876	1:28.333	1:09.701	181.5
3	4:44.955	113.323	2:08.904	1:27.482	1:08.569	182.5
4	4:42.772	114.198	2:06.459	1:26.265	1:10.048	184.0
5	4:43.967	113.717	2:06.577	1:27.505	1:09.885	184.5
6	4:48.844	111.797	2:07.942	1:27.788		184.5
7	18:56.880	28.404	1:25.911	1:07.458	177.2	
8	4:38.990	115.746	2:06.399	1:25.685	1:06.906	182.0
9	4:44.044	113.687	2:08.147	1:26.520	1:09.377	179.5
10	4:56.467	108.923	2:07.281	1:36.561	177.2	
<i>Ideal</i>	4:38.990	115.746	2:06.399	1:25.685	1:06.906	184.5

Qualifying Classification

Position

22 66 Ryan GIBSON

SBK Behind 24.419

Best Time 4:42.972 Best Speed 114.117 On 9 Gp

Lap	Lap Time	Lap Speed	Sector 1	Sector 2	Sector 3	Speed Trap
1	7:46.655	68.119		1:28.568	1:12.241	184.0
2	5:09.826	104.226	2:11.254	1:44.745	1:13.827	183.5
3	4:49.886	111.396	2:11.282	1:28.513	1:10.091	174.9
4	4:45.590	113.071	2:07.634	1:28.602	1:09.354	180.5
5	5:01.556	107.085	2:11.939	1:32.443		173.1
6	13:38.310	39.462		1:29.009	1:09.914	181.5
7	4:45.033	113.292	2:08.183	1:27.874	1:08.976	184.5
8	4:45.849	112.969	2:08.401	1:28.229	1:09.219	187.0
9	4:42.972	114.117	2:06.798	1:27.768	1:08.406	185.0
10	5:28.459	98.314	2:11.113	1:33.681		183.0
<i>Ideal</i>	4:42.972	114.117	2:06.798	1:27.768	1:08.406	187.0

21 15 Nathan HARRISON

SBK Behind 22.241

Best Time 4:40.794 Best Speed 115.002 On 10 Gp

Lap	Lap Time	Lap Speed	Sector 1	Sector 2	Sector 3	Speed Trap
1	5:37.054	94.311		1:29.747	1:11.411	148.3
2	4:46.440	112.736	2:08.480	1:28.160	1:09.800	182.5
3	4:43.963	113.719	2:07.114	1:26.516	1:10.333	191.3
4	4:42.829	114.175	2:06.026	1:26.478	1:10.325	192.4
5	4:47.301	112.398	2:06.230	1:27.615		196.3
6	17:04.477	31.520		1:27.262	1:08.942	188.1
7	4:42.078	114.479	2:06.543	1:25.899	1:09.636	190.7
8	4:40.989	114.923	2:05.182	1:26.101	1:09.706	190.7
9	4:40.919	114.951	2:05.403	1:26.967	1:08.549	190.7
10	4:40.794	115.002	2:06.041	1:25.977	1:08.776	171.3
<i>Ideal</i>	4:39.630	115.481	2:05.182	1:25.899	1:08.549	196.3

23 111 Brian McCORMACK

SBK Behind 25.990

Best Time 4:44.543 Best Speed 113.487 On 2 Gp

Lap	Lap Time	Lap Speed	Sector 1	Sector 2	Sector 3	Speed Trap
1	5:01.257	105.518		1:28.607	1:10.033	181.5
2	4:44.543	113.487	2:08.185	1:27.612	1:08.746	189.1
3	4:46.091	112.873	2:08.040	1:27.672		189.1
4	14:54.714	36.092		1:26.663	1:09.356	190.2
5	4:46.112	112.865	2:08.551	1:28.386	1:09.175	189.1
6	4:49.700	111.467	2:08.652	1:29.195		187.6
7	24:41.392	21.798		1:27.239	1:08.030	188.6
<i>Ideal</i>	4:42.733	114.214	2:08.040	1:26.663	1:08.030	190.2

24 16 Mike BROWNE

SBK Behind 26.067

Best Time 4:44.620 Best Speed 113.457 On 4 Gp

Lap	Lap Time	Lap Speed	Sector 1	Sector 2	Sector 3	Speed Trap
1	11:33.682	45.825		2:42.919		167.1
2	8:15.864	65.123		1:26.924	1:10.869	189.7
3	4:46.609	112.669	2:05.338	1:30.594	1:10.677	195.7
4	4:44.620	113.457	2:05.595	1:27.335		194.0
5	9:35.536	56.108		1:31.640		163.4
<i>Ideal</i>	4:42.939	114.131	2:05.338	1:26.924	1:10.677	195.7

SUPERBIKE

Q1: First Qualifying

Wednesday, 08 May 2024

DETAILED SECTOR ANALYSIS

Qualifying Classification

Position

25	91 Julian TRUMMER	SBK	Behind	26.213		
Best Time	4:44.766	Best Speed	113.398	On 8 Gp		
Lap	Lap Time	Lap Speed	Sector 1	Sector 2	Sector 3	Speed Trap
1	7:01.279	75.456		1:29.480	1:14.734	168.7
2	4:57.225	108.645	2:13.536	1:29.296	1:14.393	183.0
3	4:59.026	107.991	2:12.697	1:28.433		184.0
4	8:44.980	61.511		1:27.440	1:16.677	185.0
5	4:51.590	110.745	2:10.588	1:27.760		186.5
6	17:38.028	30.521		1:27.885	1:09.932	185.0
7	4:46.190	112.834	2:09.407	1:26.924	1:09.859	185.5
8	4:44.766	113.398	2:08.915	1:26.342	1:09.509	186.0
9	5:18.410	101.416	2:38.458	1:28.729	1:11.223	188.6
<i>Ideal</i>	<i>4:44.766</i>	<i>113.398</i>	<i>2:08.915</i>	<i>1:26.342</i>	<i>1:09.509</i>	<i>188.6</i>

26	231 Marcus SIMPSON	SBK	Behind	26.566		
Best Time	4:45.119	Best Speed	113.258	On 7 Gp		
Lap	Lap Time	Lap Speed	Sector 1	Sector 2	Sector 3	Speed Trap
1	16:48.957	31.506		1:32.195	1:11.743	181.0
2	4:51.485	110.784	2:11.536	1:28.815	1:11.134	186.0
3	4:46.797	112.595	2:09.820	1:26.661	1:10.316	187.0
4	4:50.409	111.195	2:08.459	1:28.162		190.7
5	18:18.689	29.391		1:28.065	1:10.021	189.1
6	4:47.973	112.136	2:09.528	1:28.494	1:09.951	188.1
7	4:45.119	113.258	2:07.885	1:27.181	1:10.053	188.6
8	4:49.106	111.696	2:09.774	1:28.545	1:10.787	188.1
<i>Ideal</i>	<i>4:44.497</i>	<i>113.506</i>	<i>2:07.885</i>	<i>1:26.661</i>	<i>1:09.951</i>	<i>190.7</i>

27	48 Eddy FERRE	SBK	Behind	26.649		
Best Time	4:45.202	Best Speed	113.225	On 5 Gp		
Lap	Lap Time	Lap Speed	Sector 1	Sector 2	Sector 3	Speed Trap
1	7:10.037	73.919		1:30.757	1:11.404	159.9
2	4:53.058	110.190	2:11.912	1:30.602	1:10.544	180.5
3	4:51.114	110.926	2:10.641	1:28.527	1:11.946	184.5
4	4:48.535	111.917	2:10.530	1:28.731	1:09.274	182.5
5	4:45.202	113.225	2:08.032	1:27.647	1:09.523	185.0
6	4:46.581	112.680	2:08.104	1:28.136	1:10.341	188.1
7	5:39.370	95.153	2:23.161	1:53.021		137.4
<i>Ideal</i>	<i>4:44.953</i>	<i>113.324</i>	<i>2:08.032</i>	<i>1:27.647</i>	<i>1:09.274</i>	<i>188.1</i>

Qualifying Classification

Position

28	78 Emmet O'GRADY	SBK	Behind	27.502		
Best Time	4:46.055	Best Speed	112.887	On 5 Gp		
Lap	Lap Time	Lap Speed	Sector 1	Sector 2	Sector 3	Speed Trap
1	9:28.049	55.960		1:32.352	1:15.944	171.3
2	4:53.557	110.002	2:11.663	1:29.522	1:12.372	173.1
3	4:57.308	108.615	2:11.424	1:29.490		180.0
4	18:18.696	29.391		1:30.657	1:11.597	177.7
5	4:46.055	112.887	2:08.171	1:27.839	1:10.045	181.0
6	4:49.963	111.366	2:11.858	1:27.632	1:10.473	171.3
7	4:50.063	111.328	2:11.094	1:27.363	1:11.606	174.0
8	5:19.723	101.000	2:18.547	1:35.782		175.3
<i>Ideal</i>	<i>4:45.579</i>	<i>113.076</i>	<i>2:08.171</i>	<i>1:27.363</i>	<i>1:10.045</i>	<i>181.0</i>

29	36 Jonathan GOETSCHY	SBK	Behind	28.105		
Best Time	4:46.658	Best Speed	112.650	On 7 Gp		
Lap	Lap Time	Lap Speed	Sector 1	Sector 2	Sector 3	Speed Trap
1	7:05.716	74.669		1:31.452	1:15.971	179.1
2	5:02.860	106.624	2:15.909	1:32.793	1:14.158	179.5
3	4:59.884	107.682	2:13.067	1:32.166	1:14.651	174.4
4	4:56.895	108.766	2:13.349	1:30.813	1:12.733	188.6
5	4:54.117	109.793	2:10.584	1:32.099	1:11.434	185.5
6	4:50.514	111.155	2:09.320	1:30.235	1:10.959	176.7
7	4:46.658	112.650	2:08.544	1:28.510	1:09.604	189.7
8	5:15.656	102.301	2:16.984	1:38.825		175.8
<i>Ideal</i>	<i>4:46.658</i>	<i>112.650</i>	<i>2:08.544</i>	<i>1:28.510</i>	<i>1:09.604</i>	<i>189.7</i>

30	45 James CHAWKE	SBK	Behind	28.509		
Best Time	4:47.062	Best Speed	112.491	On 7 Gp		
Lap	Lap Time	Lap Speed	Sector 1	Sector 2	Sector 3	Speed Trap
1	6:19.457	83.772		1:33.874	1:14.809	150.6
2	5:00.089	107.608	2:13.687	1:31.702	1:14.700	180.5
3	4:56.057	109.074	2:13.007	1:30.263	1:12.787	181.0
4	4:51.174	110.903	2:09.935	1:29.852	1:11.387	179.5
5	5:01.334	107.163	2:11.924	1:32.441		171.8
6	18:49.516	28.589		1:29.008	1:09.531	181.5
7	4:47.062	112.491	2:07.788	1:29.047	1:10.227	182.5
8	4:59.149	107.946	2:07.790	1:42.283	1:09.076	181.0
9	4:47.848	112.184	2:08.891	1:29.195	1:09.762	181.0
10	4:47.513	112.315	2:08.601	1:29.175	1:09.737	180.5
<i>Ideal</i>	<i>4:45.872</i>	<i>112.960</i>	<i>2:07.788</i>	<i>1:29.008</i>	<i>1:09.076</i>	<i>182.5</i>

SUPERBIKE

Q1: First Qualifying

Wednesday, 08 May 2024

DETAILED SECTOR ANALYSIS

Qualifying Classification

Position

31 46 Anthony REDMOND

SBK Behind 30.017

Best Time 4:48.570 Best Speed 111.904 On 3 Gp

Lap	Lap Time	Lap Speed	Sector 1	Sector 2	Sector 3	Speed Trap
1	5:34.209	95.114		1:32.065	1:12.996	175.8
2	4:50.920	111.000	2:10.197	1:29.969	1:10.754	184.0
3	4:48.570	111.904	2:08.618	1:28.375	1:11.577	185.5
4	4:50.060	111.329	2:09.567	1:28.909	1:11.584	183.0
5	4:49.941	111.374	2:09.145	1:29.117	1:11.679	181.5
6	4:50.819	111.038	2:09.517	1:29.054		182.0
<i>Ideal</i>	<i>4:47.747</i>	<i>112.224</i>	<i>2:08.618</i>	<i>1:28.375</i>	<i>1:10.754</i>	<i>185.5</i>

32 10 Marty LENNON

SBK Behind 30.730

Best Time 4:49.283 Best Speed 111.628 On 7 Gp

Lap	Lap Time	Lap Speed	Sector 1	Sector 2	Sector 3	Speed Trap
1	7:08.128	74.249		1:36.227	1:14.457	173.1
2	5:06.931	105.209	2:17.235	1:33.899		173.1
3	12:05.804	44.491		1:32.073	1:11.587	180.0
4	4:55.579	109.250	2:12.042	1:33.295	1:10.242	183.5
5	4:58.624	108.136	2:10.692	1:32.243		179.1
6	12:11.350	44.154		1:31.179	1:12.672	183.5
7	4:49.283	111.628	2:08.732	1:30.793	1:09.758	181.5
8	4:52.999	110.212	2:11.758	1:30.456	1:10.785	175.3
9	4:57.814	108.430	2:14.896	1:31.876		168.3
<i>Ideal</i>	<i>4:48.946</i>	<i>111.758</i>	<i>2:08.732</i>	<i>1:30.456</i>	<i>1:09.758</i>	<i>183.5</i>

33 32 Luca GOTTARDI

SBK Behind 31.153

Best Time 4:49.706 Best Speed 111.465 On 2 Gp

Lap	Lap Time	Lap Speed	Sector 1	Sector 2	Sector 3	Speed Trap
1	7:28.885	70.815		1:29.977	1:13.912	181.0
2	4:49.706	111.465	2:10.083	1:28.418	1:11.205	183.0
3	5:02.548	106.733	2:14.376	1:32.248		170.0
4	14:21.938	37.464		1:30.402	1:11.064	174.9
5	4:51.980	110.597	2:11.937	1:30.698	1:09.345	170.9
6	4:52.155	110.530	2:11.472	1:30.493	1:10.190	170.5
7	5:05.318	105.765	2:12.890	1:31.911		169.2
8	11:32.836	46.608		1:31.444		181.5
<i>Ideal</i>	<i>4:47.846</i>	<i>112.185</i>	<i>2:10.083</i>	<i>1:28.418</i>	<i>1:09.345</i>	<i>183.0</i>

Qualifying Classification

Position

34 21 Phil STEWART

SBK Behind 31.270

Best Time 4:49.823 Best Speed 111.420 On 7 Gp

Lap	Lap Time	Lap Speed	Sector 1	Sector 2	Sector 3	Speed Trap
1	5:38.549	93.895		1:29.850	1:11.963	172.6
2	4:55.791	109.172	2:12.407	1:31.646	1:11.738	182.0
3	4:54.876	109.510	2:14.401	1:29.652	1:10.823	182.0
4	4:51.684	110.709	2:11.772	1:29.453	1:10.459	179.5
5	4:57.883	108.405	2:12.468	1:30.223		180.0
6	17:01.606	31.609		1:29.757	1:09.760	181.0
7	4:49.823	111.420	2:11.584	1:28.228	1:10.011	183.0
8	4:56.215	109.015	2:12.287	1:28.808		185.0
<i>Ideal</i>	<i>4:49.572</i>	<i>111.516</i>	<i>2:11.584</i>	<i>1:28.228</i>	<i>1:09.760</i>	<i>185.0</i>

35 119 Kris DUNCAN

SBK Behind 31.350

Best Time 4:49.903 Best Speed 111.389 On 10 Gp

Lap	Lap Time	Lap Speed	Sector 1	Sector 2	Sector 3	Speed Trap
1	6:14.928	84.784		2:12.901	1:15.929	167.9
2	5:04.276	106.127	2:13.968	1:31.655	1:18.653	184.5
3	5:18.062	101.527	2:32.682	1:31.987	1:13.393	180.5
4	5:00.486	107.466	2:13.396	1:32.441		180.0
5	9:27.510	56.901		1:31.101	1:12.121	182.5
6	4:50.882	111.014	2:10.621	1:28.785	1:11.476	182.5
7	4:55.547	109.262	2:12.507	1:30.301		183.0
8	10:40.578	50.411		1:29.719	1:11.067	185.5
9	4:50.062	111.328	2:10.594	1:29.148	1:10.320	181.0
10	4:49.903	111.389	2:10.458	1:28.367	1:11.078	183.5
<i>Ideal</i>	<i>4:49.145</i>	<i>111.681</i>	<i>2:10.458</i>	<i>1:28.367</i>	<i>1:10.320</i>	<i>185.5</i>

36 56 Ryan WHITEHALL

SBK Behind 31.504

Best Time 4:50.057 Best Speed 111.330 On 5 Gp

Lap	Lap Time	Lap Speed	Sector 1	Sector 2	Sector 3	Speed Trap
1	6:10.201	85.867		1:35.680	1:38.892	155.9
2	5:07.488	105.019	2:15.840	1:32.176		179.1
3	11:46.596	45.701		1:41.105	1:10.726	179.5
4	4:54.266	109.737	2:13.497	1:30.713	1:10.056	184.5
5	4:50.057	111.330	2:10.546	1:29.907	1:09.604	179.5
6	5:12.925	103.194	2:09.961	1:29.460		171.3
7	24:28.200	21.994		1:26.749	1:19.197	179.1
<i>Ideal</i>	<i>4:46.314</i>	<i>112.785</i>	<i>2:09.961</i>	<i>1:26.749</i>	<i>1:09.604</i>	<i>184.5</i>

SUPERBIKE

Q1: First Qualifying

Wednesday, 08 May 2024

DETAILED SECTOR ANALYSIS

Qualifying Classification

Position

37 25 Amalric BLANC

SBK Behind 31.967

Best Time 4:50.520 Best Speed 111.152 On 5 Gp

Lap	Lap Time	Lap Speed	Sector 1	Sector 2	Sector 3	Speed Trap
1	6:38.781	79.713		2:07.017	1:19.564	165.0
2	5:03.734	106.317	2:19.462	1:31.308	1:12.964	177.7
3	4:55.484	109.285	2:14.173	1:30.091	1:11.220	171.8
4	4:53.879	109.882	2:13.704	1:28.963	1:11.212	174.0
5	4:50.520	111.152	2:11.266	1:29.409	1:09.845	185.0
6	5:08.000	104.844	2:17.630	1:34.445		175.8
<i>Ideal</i>	<i>4:50.074</i>	<i>111.323</i>	<i>2:11.266</i>	<i>1:28.963</i>	<i>1:09.845</i>	<i>185.0</i>

Qualifying Classification

Position

40 39 Martin MORRIS

SBK Behind 37.221

Best Time 4:55.774 Best Speed 109.178 On 6 Gp

Lap	Lap Time	Lap Speed	Sector 1	Sector 2	Sector 3	Speed Trap
1	6:07.096	86.593		1:33.490	1:13.688	158.4
2	5:02.317	106.815	2:15.583	1:31.668	1:15.066	166.2
3	4:57.999	108.363	2:13.264	1:31.385		186.5
4	15:25.515	34.891		1:31.298	1:11.597	187.6
5	4:55.990	109.098	2:11.005	1:33.940	1:11.045	187.6
6	4:55.774	109.178	2:11.190	1:30.860		185.0
<i>Ideal</i>	<i>4:52.910</i>	<i>110.245</i>	<i>2:11.005</i>	<i>1:30.860</i>	<i>1:11.045</i>	<i>187.6</i>

38 174 Laurent HOFFMANN

SBK Behind 35.126

Best Time 4:53.679 Best Speed 109.957 On 4 Gp

Lap	Lap Time	Lap Speed	Sector 1	Sector 2	Sector 3	Speed Trap
1	6:16.172	84.504		1:39.379	1:14.312	163.8
2	5:03.527	106.389	2:15.347	1:33.809	1:14.371	180.0
3	5:04.107	106.186	2:17.484	1:33.519	1:13.104	167.5
4	4:53.679	109.957	2:13.309	1:30.416	1:09.954	181.5
5	5:01.712	107.029	2:12.424	1:31.888		184.0
<i>Ideal</i>	<i>4:52.794</i>	<i>110.289</i>	<i>2:12.424</i>	<i>1:30.416</i>	<i>1:09.954</i>	<i>184.0</i>

41 19 Jean Pierre POLET

SBK Behind 38.783

Best Time 4:57.336 Best Speed 108.604 On 3 Gp

Lap	Lap Time	Lap Speed	Sector 1	Sector 2	Sector 3	Speed Trap
1	5:47.251	91.542		1:33.159	1:14.065	172.6
2	4:57.795	108.437	2:14.876	1:31.801	1:11.118	176.3
3	4:57.336	108.604	2:14.445	1:30.326	1:12.565	175.3
4	5:21.577	100.418	2:25.729	1:42.866	1:12.982	140.0
5	4:57.764	108.448	2:14.433	1:30.912	1:12.419	175.8
6	5:21.891	100.320	2:17.502	1:33.241		173.1
7	16:31.069	32.583		1:40.706		174.0
<i>Ideal</i>	<i>4:55.877</i>	<i>109.140</i>	<i>2:14.433</i>	<i>1:30.326</i>	<i>1:11.118</i>	<i>176.3</i>

39 58 Paul WILLIAMS

SBK Behind 36.474

Best Time 4:55.027 Best Speed 109.454 On 7 Gp

Lap	Lap Time	Lap Speed	Sector 1	Sector 2	Sector 3	Speed Trap
1	6:34.541	80.570		1:35.540	1:17.880	157.7
2	5:04.988	105.880	2:17.641	1:33.238	1:14.109	172.6
3	4:58.010	108.359	2:13.673	1:32.049	1:12.288	178.6
4	5:00.969	107.293	2:13.768	1:32.213		173.1
5	18:15.984	29.464		1:31.383	1:11.481	177.2
6	4:55.791	109.172	2:12.553	1:31.942	1:11.296	176.3
7	4:55.027	109.454	2:12.304	1:31.492	1:11.231	175.3
8	4:55.939	109.117	2:12.734	1:31.140		174.0
<i>Ideal</i>	<i>4:54.675</i>	<i>109.585</i>	<i>2:12.304</i>	<i>1:31.140</i>	<i>1:11.231</i>	<i>178.6</i>

42 44 Liam CHAWKE

SBK Behind 43.665

Best Time 5:02.218 Best Speed 106.850 On 8 Gp

Lap	Lap Time	Lap Speed	Sector 1	Sector 2	Sector 3	Speed Trap
1	6:34.241	80.631		1:37.950	1:20.860	129.2
2	5:09.411	104.366	2:19.630	1:34.386	1:15.395	160.3
3	5:08.710	104.603	2:19.278	1:34.876	1:14.556	156.9
4	5:07.981	104.851	2:16.065	1:33.850		178.6
5	18:57.632	28.385		1:34.346	1:15.371	180.0
6	5:04.647	105.998	2:16.876	1:33.964	1:13.807	174.4
7	5:03.440	106.420	2:16.293	1:32.760	1:14.387	170.5
8	5:02.218	106.850	2:16.863	1:31.679	1:13.676	181.0
9	5:03.194	106.506	2:15.108	1:32.669	1:15.417	180.5
<i>Ideal</i>	<i>5:00.463</i>	<i>107.474</i>	<i>2:15.108</i>	<i>1:31.679</i>	<i>1:13.676</i>	<i>181.0</i>

SUPERBIKE

Q1: First Qualifying

Wednesday, 08 May 2024

DETAILED SECTOR ANALYSIS

Qualifying Classification

Position

43 88 Sean McTAGGART

SBK Behind **44.172**

Best Time **5:02.725** Best Speed **106.671** On **3** Gp

Lap	Lap Time	Lap Speed	Sector 1	Sector 2	Sector 3	Speed Trap
1	5:51.126	90.532		1:35.670	1:15.560	163.4
2	5:05.075	105.849	2:17.488	1:33.500	1:14.087	173.5
3	5:02.725	106.671	2:15.240	1:33.450	1:14.035	176.7
4	5:11.858	103.547	2:16.015	1:35.529		170.5
<i>Ideal</i>	<i>5:02.725</i>	<i>106.671</i>	<i>2:15.240</i>	<i>1:33.450</i>	<i>1:14.035</i>	<i>176.7</i>

44 109 Neil KERNOHAN

SBK Behind **44.922**

Best Time **5:03.475** Best Speed **106.407** On **2** Gp

Lap	Lap Time	Lap Speed	Sector 1	Sector 2	Sector 3	Speed Trap
1	6:10.968	85.689		1:33.924	1:14.071	155.1
2	5:03.475	106.407	2:16.060	1:32.728	1:14.687	169.2
3	5:04.485	106.054	2:14.618	1:31.976		182.5
<i>Ideal</i>	<i>5:00.665</i>	<i>107.402</i>	<i>2:14.618</i>	<i>1:31.976</i>	<i>1:14.071</i>	<i>182.5</i>

Non Qualifiers

Position

43 Sam JOHNSON

SBK Behind **41.501**

Best Time **5:00.054** Best Speed **107.621** On **2** Gp

Lap	Lap Time	Lap Speed	Sector 1	Sector 2	Sector 3	Speed Trap
1	6:03.050	87.558		1:33.863	1:15.775	165.0
2	5:00.054	107.621	2:15.003	1:30.708	1:14.343	179.1
<i>Ideal</i>	<i>5:00.054</i>	<i>107.621</i>	<i>2:15.003</i>	<i>1:30.708</i>	<i>1:14.343</i>	<i>179.1</i>

93 Paul CRANSTON

SBK Behind **51.097**

Best Time **5:09.650** Best Speed **104.285** On **4** Gp

Lap	Lap Time	Lap Speed	Sector 1	Sector 2	Sector 3	Speed Trap
1	6:44.029	78.678		1:43.736		144.2
2	7:32.651	71.340		1:37.829	1:17.200	159.9
3	5:12.239	103.421	2:20.860	1:36.524	1:14.855	163.8
4	5:09.650	104.285	2:18.158	1:36.307	1:15.185	168.3
5	5:12.902	103.202	2:18.604	1:35.994		158.1
<i>Ideal</i>	<i>5:09.007</i>	<i>104.502</i>	<i>2:18.158</i>	<i>1:35.994</i>	<i>1:14.855</i>	<i>168.3</i>

Non Qualifiers

Position

55 Donald MacFADYEN

SBK Behind **51.995**

Best Time **5:10.548** Best Speed **103.984** On **4** Gp

Lap	Lap Time	Lap Speed	Sector 1	Sector 2	Sector 3	Speed Trap
1	6:36.382	80.195		1:41.898	1:23.952	145.4
2	5:27.489	98.605	2:28.876	1:37.896	1:20.717	154.1
3	5:11.688	103.604	2:20.882	1:34.707	1:16.099	172.2
4	5:10.548	103.984	2:20.127	1:33.939	1:16.482	168.3
5	5:15.089	102.485	2:22.290	1:36.289	1:16.510	159.9
6	5:18.586	101.360	2:19.298	1:36.626		174.4
7	8:11.050	65.761		1:35.111	1:16.018	171.8
8	5:20.810	100.658	2:20.676	1:37.544		164.6
<i>Ideal</i>	<i>5:09.255</i>	<i>104.419</i>	<i>2:19.298</i>	<i>1:33.939</i>	<i>1:16.018</i>	<i>174.4</i>

69 Brad CLARKE

SBK Behind **52.554**

Best Time **5:11.107** Best Speed **103.797** On **7** Gp

Lap	Lap Time	Lap Speed	Sector 1	Sector 2	Sector 3	Speed Trap
1	6:19.246	83.819		1:38.976	1:19.589	161.9
2	5:22.099	100.255	2:24.297	1:38.983	1:18.819	163.4
3	5:12.318	103.395	2:20.493	1:36.470	1:15.355	167.1
4	5:12.431	103.357	2:19.141	1:35.162		169.6
5	9:53.768	54.385		1:34.937	1:15.436	170.5
6	5:17.707	101.641	2:20.832	1:39.056	1:17.819	161.9
7	5:11.107	103.797	2:22.011	1:34.863	1:14.233	157.7
8	5:14.563	102.657	2:18.368	1:36.389		166.2
9	12:01.117	44.781		1:35.371		167.9
<i>Ideal</i>	<i>5:07.464</i>	<i>105.027</i>	<i>2:18.368</i>	<i>1:34.863</i>	<i>1:14.233</i>	<i>170.5</i>

54 Paul CASSIDY

SBK Behind **53.027**

Best Time **5:11.580** Best Speed **103.640** On **5** Gp

Lap	Lap Time	Lap Speed	Sector 1	Sector 2	Sector 3	Speed Trap
1	5:49.162	91.041		1:35.317	1:17.503	173.1
2	5:15.494	102.354	2:15.268	1:40.662	1:19.564	173.1
3	5:17.248	101.788	2:19.995	1:35.726		170.5
4	18:54.700	28.459		1:34.966	1:16.721	169.6
5	5:11.580	103.640	2:20.833	1:34.575	1:16.172	170.9
6	5:14.289	102.746	2:21.064	1:37.748	1:15.477	168.7
7	5:29.244	98.079	2:32.364	1:36.359		169.6
<i>Ideal</i>	<i>5:05.320</i>	<i>105.764</i>	<i>2:15.268</i>	<i>1:34.575</i>	<i>1:15.477</i>	<i>173.1</i>

SUPERBIKE

Q1: First Qualifying

Wednesday, 08 May 2024

DETAILED SECTOR ANALYSIS

Non Qualifiers

Position

85 Olivier LUPBERGER

SBK Behind **54.976**

Best Time **5:13.529** Best Speed **102.995** On **3** Gp

Lap	Lap Time	Lap Speed	Sector 1	Sector 2	Sector 3	Speed Trap
1	6:00.712	88.126	1:34.154	1:15.997		152.3
2	5:16.995	101.869	2:21.355	1:37.065	1:18.575	156.6
3	5:13.529	102.995	2:19.053	1:36.576		165.8
<i>Ideal</i>	<i>5:09.204</i>	<i>104.436</i>	<i>2:19.053</i>	<i>1:34.154</i>	<i>1:15.997</i>	<i>165.8</i>

143 Stephen DEGNAN

SBK Behind **1:00.607**

Best Time **5:19.160** Best Speed **101.178** On **6** Gp

Lap	Lap Time	Lap Speed	Sector 1	Sector 2	Sector 3	Speed Trap
1	6:35.647	80.344		1:39.978	1:23.826	138.3
2	5:27.207	98.690	2:28.031	1:37.856	1:21.320	151.3
3	5:20.207	100.847	2:24.391	1:36.200	1:19.616	152.7
4	5:27.425	98.624	2:24.937	1:38.653		158.4
5	12:25.634	43.308		1:37.016	1:20.367	124.5
6	5:19.160	101.178	2:24.293	1:36.671	1:18.196	156.2
7	5:20.323	100.811	2:22.455	1:37.987	1:19.881	158.1
8	5:19.666	101.018	2:22.754	1:38.708	1:18.204	163.4
9	5:27.467	98.611	2:24.784	1:37.905		157.7
<i>Ideal</i>	<i>5:16.851</i>	<i>101.915</i>	<i>2:22.455</i>	<i>1:36.200</i>	<i>1:18.196</i>	<i>163.4</i>

90 Craig KENNELLY

SBK Behind **1:00.752**

Best Time **5:19.305** Best Speed **101.132** On **10** Gp

Lap	Lap Time	Lap Speed	Sector 1	Sector 2	Sector 3	Speed Trap
1	7:34.667	69.915		1:43.618	1:23.252	153.7
2	5:32.721	97.054	2:29.612	1:41.286	1:21.823	157.3
3	5:30.176	97.802	2:28.851	1:39.957	1:21.368	148.3
4	5:24.641	99.470	2:26.801	1:38.568	1:19.272	155.9
5	5:26.295	98.966	2:29.793	1:37.950	1:18.552	154.4
6	5:25.725	99.139	2:25.724	1:40.172	1:19.829	153.0
7	5:21.944	100.303	2:25.230	1:36.556	1:20.158	158.4
8	5:47.685	92.877	2:26.513	1:51.188		156.2
9	10:49.609	49.710		1:46.420	1:19.326	162.6
10	5:19.305	101.132	2:24.048	1:36.807	1:18.450	161.5
<i>Ideal</i>	<i>5:19.054</i>	<i>101.212</i>	<i>2:24.048</i>	<i>1:36.556</i>	<i>1:18.450</i>	<i>162.6</i>

Non Qualifiers

Position

12 Kevin KEYES

SBK Behind **1:03.729**

Best Time **5:22.282** Best Speed **100.198** On **2** Gp

Lap	Lap Time	Lap Speed	Sector 1	Sector 2	Sector 3	Speed Trap
1	7:54.069	67.054		1:33.178	1:12.623	157.7
2	5:22.282	100.198	2:13.183	1:34.830	1:34.269	168.7
<i>Ideal</i>	<i>4:58.984</i>	<i>108.006</i>	<i>2:13.183</i>	<i>1:33.178</i>	<i>1:12.623</i>	<i>168.7</i>

64 Don GILBERT

SBK Behind **2:38.728**

Best Time **6:57.281** Best Speed **77.387** On **1** Gp

Lap	Lap Time	Lap Speed	Sector 1	Sector 2	Sector 3	Speed Trap
1	6:57.281	76.179		2:00.084		149.6
<i>Ideal</i>	<i>0.000</i>	<i>0.000</i>		<i>2:00.084</i>		<i>149.6</i>

BRIGGS EQUIPMENT NORTH WEST 2000

SUPERBIKE

Q1: First Qualifying
Wednesday, 08 May 2024



NW200

SPEED TRAP ON APPROACH TO UNIVERSITY

Class	No/Name	Fastest	Lap 1	Lap 2	Lap 3	Lap 4	Lap 5	Lap 6	Lap 7	Lap 8	Lap 9	Lap 10	Lap 11	Lap 12
SBK	74 Davey TODD	204.7	200.4	202.8	200.4	200.4	204.7	202.8	201.6	204.0	204.7	201.6	204.0	201.0
SBK	8 Ian HUTCHINSON	204.7	195.7	194.0	201.0	202.2	204.0	202.2	202.2	201.0	204.7			
SBK	1 Glenn IRWIN	202.2	186.0	199.8	200.4	199.8	201.6	199.8	201.6	201.6	199.8	202.2	202.2	
SBK	96 Dom HERBERTSON	201.6	199.2	199.8	201.6	169.2	195.7	200.4	194.6					
SBK	6 Michael DUNLOP	201.0	197.5	199.2	185.0	198.6	198.6	198.6	201.0	197.5	198.6			
SBK	60 Peter HICKMAN	199.2	199.2	196.9	195.7	198.0	196.9	197.5	195.2	198.0	190.7			
SBK	5 Dean HARRISON	198.6	198.6	191.3	175.8	178.1	190.7	196.3	195.2	194.0	196.9	196.9	195.2	195.7
SBK	4 Michael RUTTER	196.9	195.2	196.9	186.5	173.1	163.8							
SBK	9 Craig NEVE	196.9	196.3	195.2	177.7	191.3	191.8	193.5	191.3	192.9	194.6	196.9		
SBK	22 Paul JORDAN	196.3	195.7	186.0	194.6	196.3	158.8	165.0	182.0	186.0	189.7	164.2		
SBK	7 Sam WEST	196.3	194.0	193.5	194.6	193.5	192.9	192.4	192.9	194.0	191.8	191.8	196.3	190.7
SBK	15 Nathan HARRISON	196.3	148.3	182.5	191.3	192.4	196.3	188.1	190.7	190.7	190.7	171.3		
SBK	16 Mike BROWNE	195.7	167.1	189.7	195.7	194.0	163.4							
SBK	2 John McGUINNESS	195.2	189.1	190.2	192.9	194.6	151.0	195.2	194.6	193.5	177.7			
SBK	37 James HILLIER	194.6	186.0	192.4	193.5	194.6	192.4	190.7	192.9	192.4	192.4			
SBK	38 Erno KOSTAMO	194.6	162.6	193.5	194.6	188.6	190.7	180.0	184.5	194.0	183.5			
SBK	24 Conor CUMMINS	194.6	191.3	191.8	190.7	194.6								
SBK	23 David JOHNSON	194.6	159.9	184.0	194.6	181.0	190.7	192.4	180.5	192.4				
SBK	20 Michael EVANS	192.4	180.0	183.0	191.3	191.3	191.8	190.2	189.7	192.4				
SBK	156 Adam McLEAN	191.3	168.3	180.5	191.3	191.3	189.1	190.2	158.1					
SBK	231 Marcus SIMPSON	190.7	181.0	186.0	187.0	190.7	189.1	188.1	188.6	188.1				
SBK	111 Brian McCORMACK	190.2	181.5	189.1	189.1	190.2	189.1	187.6	188.6					
SBK	36 Jonathan GOETSCHY	189.7	179.1	179.5	174.4	188.6	185.5	176.7	189.7	175.8				
SBK	65 Michael SWEENEY	189.1	151.0	187.0	189.1	186.0	180.0							
SBK	91 Julian TRUMMER	188.6	168.7	183.0	184.0	185.0	186.5	185.0	185.5	186.0	188.6			
SBK	48 Eddy FERRE	188.1	159.9	180.5	184.5	182.5	185.0	188.1	137.4					
SBK	39 Martin MORRIS	187.6	158.4	166.2	186.5	187.6	187.6	185.0						
SBK	66 Ryan GIBSON	187.0	184.0	183.5	174.9	180.5	173.1	181.5	184.5	187.0	185.0	183.0		
SBK	119 Kris DUNCAN	185.5	167.9	184.5	180.5	180.0	182.5	182.5	183.0	185.5	181.0	183.5		
SBK	46 Anthony REDMOND	185.5	175.8	184.0	185.5	183.0	181.5	182.0						
SBK	25 Amalric BLANC	185.0	165.0	177.7	171.8	174.0	185.0	175.8						
SBK	21 Phil STEWART	185.0	172.6	182.0	182.0	179.5	180.0	181.0	183.0	185.0				
SBK	56 Ryan WHITEHALL	184.5	155.9	179.1	179.5	184.5	179.5	171.3	179.1					
SBK	18 Lukas MAURER	184.5	149.6	181.5	182.5	184.0	184.5	184.5	177.2	182.0	179.5	177.2		
SBK	174 Laurent HOFFMANN	184.0	163.8	180.0	167.5	181.5	184.0							
SBK	10 Marty LENNON	183.5	173.1	173.1	180.0	183.5	179.1	183.5	181.5	175.3	168.3			
SBK	32 Luca GOTTARDI	183.0	181.0	183.0	170.0	174.9	170.9	170.5	169.2	181.5				
SBK	45 James CHAWKE	182.5	150.6	180.5	181.0	179.5	171.8	181.5	182.5	181.0	181.0	180.5		
SBK	109 Neil KERNOHAN	182.5	155.1	169.2	182.5									
SBK	78 Emmet O'GRADY	181.0	171.3	173.1	180.0	177.7	181.0	171.3	174.0	175.3				
SBK	44 Liam CHAWKE	181.0	129.2	160.3	156.9	178.6	180.0	174.4	170.5	181.0	180.5			
SBK	43 Sam JOHNSON	179.1	165.0	179.1										
SBK	58 Paul WILLIAMS	178.6	157.7	172.6	178.6	173.1	177.2	176.3	175.3	174.0				
SBK	88 Sean McTAGGART	176.7	163.4	173.5	176.7	170.5								
SBK	19 Jean Pierre POLET	176.3	172.6	176.3	175.3	140.0	175.8	173.1	174.0					
SBK	55 Donald MacFADYEN	174.4	145.4	154.1	172.2	168.3	159.9	174.4	171.8	164.6				
SBK	54 Paul CASSIDY	173.1	173.1	173.1	170.5	169.6	170.9	168.7	169.6					
SBK	69 Brad CLARKE	170.5	161.9	163.4	167.1	169.6	170.5	161.9	157.7	166.2	167.9			
SBK	12 Kevin KEYES	168.7	157.7	168.7										
SBK	93 Paul CRANSTON	168.3	144.2	159.9	163.8	168.3	158.1							
SBK	85 Olivier LUPBERGER	165.8	152.3	156.6	165.8									
SBK	143 Stephen DEGNAN	163.4	138.3	151.3	152.7	158.4	124.5	156.2	158.1	163.4	157.7			



BRIGGS EQUIPMENT NORTH WEST 2000

SUPERBIKE

Q1: First Qualifying
Wednesday, 08 May 2024



NW200

SPEED TRAP ON APPROACH TO UNIVERSITY

Class	No/Name	Fastest	Lap 1	Lap 2	Lap 3	Lap 4	Lap 5	Lap 6	Lap 7	Lap 8	Lap 9	Lap 10	Lap 11	Lap 12
SBK	90 Craig KENNELLY	162.6	153.7	157.3	148.3	155.9	154.4	153.0	158.4	156.2	162.6	161.5		
SBK	64 Don GILBERT	149.6	149.6											



BRIGGS EQUIPMENT NORTH WEST 2000

SUPERBIKE

Q2: Second Qualifying

Thursday, 09 May 2024



NW2000

Qualifying Time

5:06.864


Qualifying Speed

105.232

Pos	Class	No	Name	Machine / Sponsor	Best Lap			Total Laps	Qualifying Laps	
					Time	Behind	Speed			
Qualifying Classification										
1	SBK	1	Glenn IRWIN	Ducati - Hager PBM Ducati	4:16.433		125.928	10	11	8
2	SBK	74	Davey TODD	BMW - Milwaukee BMW	4:18.663	2.230	124.842	9	10	9
3	SBK	6	Michael DUNLOP	Honda - MasterMac Honda by Hawk Racing	4:20.933	4.500	123.756	8	9	6
4	SBK	5	Dean HARRISON	Honda - Honda Racing UK	4:22.315	5.882	123.104	10	10	8
5	SBK	60	Peter HICKMAN	BMW - PHR Performance	4:22.411	5.978	123.059	7	7	5
6	SBK	24	Conor CUMMINS	Honda - Milenco by Padgett's Motorcycles	4:24.249	7.816	122.203	7	10	8
7	SBK	2	John McGUINNESS	Honda - Honda Racing UK	4:26.115	9.682	121.346	10	11	9
8	SBK	37	James HILLIER	Honda - WTF Racing	4:26.900	10.467	120.989	9	9	8
9	SBK	22	Paul JORDAN	Honda - Jackson Racing by Prosper2	4:28.926	12.493	120.078	6	8	7
10	SBK	38	Erno KOSTAMO	BMW - 38 Motorsport ny Penz13	4:29.577	13.144	119.788	5	9	7
11	SBK	156	Adam McLEAN	Kawasaki - JMcC Roofing Racing	4:30.071	13.638	119.569	9	9	6
12	SBK	96	Dom HERBERTSON	BMW - Burrows by RK Racing	4:30.773	14.340	119.259	8	10	9
13	SBK	4	Michael RUTTER	BMW - Bathams Racing	4:31.341	14.908	119.009	4	7	5
14	SBK	8	Ian HUTCHINSON	Honda - Milenco by Padgett's Motorcycles	4:32.180	15.747	118.642	6	8	4
15	SBK	9	Craig NEVE	Honda - Bathams Racing	4:32.614	16.181	118.453	10	10	8
16	SBK	16	Mike BROWNE	Aprilia - IN Competition	4:32.654	16.221	118.436	3	9	6
17	SBK	23	David JOHNSON	Kawasaki - Platinum Club Racing Kawasaki	4:32.998	16.565	118.287	9	10	8
18	SBK	7	Sam WEST	BMW - Moto-Hub.co.uk	4:33.160	16.727	118.216	2	4	3
19	SBK	231	Marcus SIMPSON	Honda - LMR by Jon Cuff Electrical	4:33.464	17.031	118.085	10	12	10
20	SBK	65	Michael SWEENEY	BMW - MJR Racing	4:33.466	17.033	118.084	3	4	2
21	SBK	20	Michael EVANS	Suzuki - Michael Evans Racing	4:33.783	17.350	117.947	8	9	6
22	SBK	111	Brian McCORMACK	BMW - Roadhouse Macau by FHO	4:35.169	18.736	117.353	9	10	8
23	SBK	17	Gary McCOY	BMW - MadBros Racing	4:35.622	19.189	117.160	9	9	8
24	SBK	15	Nathan HARRISON	Honda - Honda Racing UK	4:36.229	19.796	116.903	3	5	3
25	SBK	48	Eddy FERRE	BMW - Optimark Road Racing	4:36.350	19.917	116.852	11	11	9
26	SBK	91	Julian TRUMMER	Honda - Jackson Racing by Prosper2	4:36.794	20.361	116.664	8	11	9
27	SBK	66	Ryan GIBSON	BMW - Gibson Motors/A G Wilson	4:36.828	20.395	116.650	9	9	7
28	SBK	174	Laurent HOFFMANN	BMW - Hoffmann by MRP	4:37.382	20.949	116.417	8	9	6
29	SBK	25	Amalric BLANC	Honda - Team B&M / HML	4:38.388	21.955	115.996	7	7	5
30	SBK	32	Luca GOTTARDI	BMW - Penz13 Racing Team by Cerin	4:39.557	23.124	115.511	7	8	5
31	SBK	78	Emmet O'GRADY	Honda - TAG Racing	4:40.142	23.709	115.270	8	9	5
32	SBK	36	Jonathan GOETSCHY	BMW - Optimark Road Racing	4:40.850	24.417	114.980	6	7	6
33	SBK	45	James CHAWKE	Suzuki - Chawkie Racing SC	4:42.355	25.922	114.367	3	10	8
34	SBK	119	Kris DUNCAN	Yamaha - KD/TCC Racing/NSB Contracts	4:43.070	26.637	114.078	8	9	7
35	SBK	56	Ryan WHITEHALL	Yamaha - WR Racing	4:43.262	26.829	114.000	5	6	3
36	SBK	21	Phil STEWART	Honda - Phil Stewart Racing	4:43.847	27.414	113.766	4	5	3
37	SBK	10	Marty LENNON	Yamaha - ML Designs	4:46.854	30.421	112.573	7	8	4
38	SBK	43	Sam JOHNSON	Suzuki	4:50.707	34.274	111.081	8	9	5
39	SBK	54	Paul CASSIDY	Yamaha	4:52.138	35.705	110.537	8	9	7
40	SBK	44	Liam CHAWKE	Suzuki - Chawkie Racing SC	4:54.967	38.534	109.477	3	10	7
41	SBK	88	Sean McTAGGART	BMW - SDM Racing	4:55.207	38.774	109.388	4	5	2
42	SBK	58	Paul WILLIAMS	Yamaha - Lee Williams Motorsports	4:57.086	40.653	108.696	4	6	2
43	SBK	55	Donald MacFADYEN	Yamaha - MacFadyen Racing	4:57.458	41.025	108.560	2	4	2
44	SBK	19	Jean Pierre POLET	BMW - Road's Warrior	4:58.018	41.585	108.356	7	7	3
45	SBK	90	Craig KENNELLY	Kawasaki - Residio Racing	4:59.190	42.757	107.931	10	10	6
46	SBK	93	Paul CRANSTON	Suzuki - P & J Fuel Haulage	5:02.659	46.226	106.694	3	4	3
47	SBK	69	Brad CLARKE	Suzuki - Powerslide Racing Suzuki	5:03.042	46.609	106.559	6	9	4
Non Qualifiers										
SBK		39	Martin MORRIS	Honda	4:46.139	29.706	112.854	3	4	1
SBK		143	Stephen DEGNAN	Kawasaki	5:08.245	51.812	104.761	9	10	0
SBK		12	Kevin KEYES	Yamaha - Daracore Racing	6:41.172	2:24.739	80.494	1	1	0

Provisional result to be confirmed by the Stewards of the Meeting subject to completion of technical inspections & the time limit for protests

Page 1 / 1

Circuit	The Triangle	Signed	Organising Club	Coleraine & D MC
Length(miles)	8.9700 Lap 1 (8.8300)		Qualifying Started	10:31
Weather	Cloudy	Chief Timekeeper		
Track	Dry, 26°C	Issued At: 11:43		



SUPERBIKE

Q2: Second Qualifying

Thursday, 09 May 2024

DETAILED SECTOR ANALYSIS

Qualifying Classification

Position

1 **1 Glenn IRWIN**

SBK Behind

Best Time **4:16.433** Best Speed **125.928** On **10** Gp

Lap	Lap Time	Lap Speed	Sector 1	Sector 2	Sector 3	Speed Trap
1	6:02.817	87.614		1:24.951	1:12.509	173.1
2	4:29.660	119.751	2:00.375	1:24.069	1:05.216	192.4
3	4:25.059	121.829	1:59.530	1:21.577	1:03.952	207.2
4	4:24.179	122.235	1:57.496	1:21.594	1:05.089	205.9
5	4:24.641	122.022	1:57.385	1:20.671		205.9
6	12:16.367	43.853		1:21.086	1:04.470	204.7
7	4:18.568	124.888	1:55.928	1:19.699	1:02.941	206.5
8	4:30.382	119.431	1:58.784	1:25.775		204.0
9	6:30.580	82.677		1:23.592	1:03.479	175.8
10	4:16.433	125.928	1:54.501	1:19.786	1:02.146	205.9
11	4:51.525	110.769	2:07.208	1:27.642	1:16.675	202.2
<i>Ideal</i>	<i>4:16.346</i>	<i>125.970</i>	<i>1:54.501</i>	<i>1:19.699</i>	<i>1:02.146</i>	<i>207.2</i>

2 **74 Davey TODD**

SBK Behind **2.230**

Best Time **4:18.663** Best Speed **124.842** On **9** Gp

Lap	Lap Time	Lap Speed	Sector 1	Sector 2	Sector 3	Speed Trap
1	4:42.604	112.482		1:25.453	1:08.286	206.5
2	4:49.519	111.537	2:18.236	1:23.007	1:08.276	207.8
3	4:20.097	124.154	1:55.859	1:20.876	1:03.362	207.8
4	4:21.111	123.672	1:56.147	1:21.613	1:03.351	205.9
5	4:31.341	119.009	1:59.140	1:22.761		207.2
6	21:56.655	24.526		1:42.982	1:06.758	199.2
7	4:19.791	124.300	1:56.359	1:20.826	1:02.606	209.8
8	4:19.956	124.221	1:56.379	1:20.609	1:02.968	198.6
9	4:18.663	124.842	1:55.369	1:20.647	1:02.647	206.5
10	4:47.310	112.394	2:05.968	1:29.111		202.8
<i>Ideal</i>	<i>4:18.584</i>	<i>124.880</i>	<i>1:55.369</i>	<i>1:20.609</i>	<i>1:02.606</i>	<i>209.8</i>

Qualifying Classification

Position

3 **6 Michael DUNLOP**

SBK Behind **4.500**

Best Time **4:20.933** Best Speed **123.756** On **8** Gp

Lap	Lap Time	Lap Speed	Sector 1	Sector 2	Sector 3	Speed Trap
1	7:38.099	69.391		1:26.335	1:13.676	202.2
2	4:26.563	121.142	1:59.430	1:21.961	1:05.172	201.6
3	4:36.094	116.960	2:01.132	1:23.686		202.2
4	10:38.586	50.568		1:22.678	1:07.275	201.0
5	4:27.944	120.518	1:58.963	1:21.485		202.8
6	13:56.503	38.604		1:23.183	1:11.213	198.0
7	4:22.730	122.909	1:57.295	1:21.989	1:03.446	202.8
8	4:20.933	123.756	1:56.789	1:20.571	1:03.573	202.8
9	4:45.402	113.146	1:57.657	1:27.527		202.2
<i>Ideal</i>	<i>4:20.806</i>	<i>123.816</i>	<i>1:56.789</i>	<i>1:20.571</i>	<i>1:03.446</i>	<i>202.8</i>

4 **5 Dean HARRISON**

SBK Behind **5.882**

Best Time **4:22.315** Best Speed **123.104** On **10** Gp

Lap	Lap Time	Lap Speed	Sector 1	Sector 2	Sector 3	Speed Trap
1	4:39.170	113.866		1:25.308	1:07.816	199.2
2	4:35.269	117.311	2:01.204	1:24.783		205.3
3	11:01.679	48.803		1:22.967	1:05.151	204.0
4	4:26.160	121.326	1:58.490	1:22.751	1:04.919	205.3
5	4:28.325	120.347	1:59.889	1:23.781	1:04.655	202.2
6	4:23.752	122.433	1:57.906	1:21.923	1:03.923	202.8
7	4:30.296	119.469	1:57.630	1:22.100		202.2
8	8:47.903	61.170		1:22.280	1:04.135	202.8
9	4:25.384	121.680	1:59.501	1:22.435	1:03.448	196.9
10	4:22.315	123.104	1:57.274	1:22.088	1:02.953	201.6
<i>Ideal</i>	<i>4:22.150</i>	<i>123.181</i>	<i>1:57.274</i>	<i>1:21.923</i>	<i>1:02.953</i>	<i>205.3</i>

5 **60 Peter HICKMAN**

SBK Behind **5.978**

Best Time **4:22.411** Best Speed **123.059** On **7** Gp

Lap	Lap Time	Lap Speed	Sector 1	Sector 2	Sector 3	Speed Trap
1	5:08.850	102.924		1:25.450	1:05.960	188.1
2	4:34.984	117.432	2:03.693	1:26.009	1:05.282	203.4
3	4:25.940	121.426	1:58.986	1:22.757	1:04.197	198.6
4	4:45.090	113.269	1:57.931	1:34.282		198.0
5	21:30.336	25.026		1:22.441	1:05.483	198.6
6	4:23.379	122.607	1:58.032	1:22.144	1:03.203	200.4
7	4:22.411	123.059	1:57.211	1:21.395	1:03.805	202.2
<i>Ideal</i>	<i>4:21.809</i>	<i>123.342</i>	<i>1:57.211</i>	<i>1:21.395</i>	<i>1:03.203</i>	<i>203.4</i>

SUPERBIKE

Q2: Second Qualifying

Thursday, 09 May 2024

DETAILED SECTOR ANALYSIS

Qualifying Classification

Position

6 24 Conor CUMMINS

SBK Behind 7.816

Best Time 4:24.249 Best Speed 122.203 On 7 Gp

Lap	Lap Time	Lap Speed	Sector 1	Sector 2	Sector 3	Speed Trap
1	4:48.809	110.066		1:25.337	1:06.504	199.8
2	4:32.058	118.695	2:00.439	1:23.710		201.0
3	17:24.535	30.915		1:26.696	1:07.662	201.0
4	4:28.730	120.165	1:59.816	1:23.919	1:04.995	203.4
5	4:32.666	118.431	2:00.435	1:24.700	1:07.531	199.8
6	4:35.685	117.134	2:04.076	1:24.890	1:06.719	198.6
7	4:24.249	122.203	1:58.427	1:21.883	1:03.939	204.7
8	4:27.197	120.855	1:59.519	1:22.558	1:05.120	200.4
9	4:31.749	118.830	2:01.464	1:23.695	1:06.590	198.6
10	5:28.791	98.214	2:47.780	1:27.842		191.3
<i>Ideal</i>	<i>4:24.249</i>	<i>122.203</i>	<i>1:58.427</i>	<i>1:21.883</i>	<i>1:03.939</i>	<i>204.7</i>

7 2 John McGUINNESS

SBK Behind 9.682

Best Time 4:26.115 Best Speed 121.346 On 10 Gp

Lap	Lap Time	Lap Speed	Sector 1	Sector 2	Sector 3	Speed Trap
1	4:44.613	111.689		1:26.103	1:07.099	194.6
2	4:31.429	118.970	2:01.086	1:24.034	1:06.309	199.8
3	4:28.887	120.095	2:00.506	1:23.426	1:04.955	195.7
4	4:45.694	113.030	2:05.915	1:26.072		184.0
5	13:31.853	39.776		1:24.399	1:05.618	197.5
6	4:35.332	117.284	2:01.085	1:24.639	1:09.608	197.5
7	4:26.267	121.277	1:59.090	1:22.949	1:04.228	198.6
8	4:48.797	111.816	2:04.701	1:28.806		198.0
9	8:02.112	66.980		1:23.643	1:05.002	192.9
10	4:26.115	121.346	1:59.431	1:22.759	1:03.925	196.9
11	4:55.327	109.343	2:10.079	1:30.403		174.4
<i>Ideal</i>	<i>4:25.774</i>	<i>121.502</i>	<i>1:59.090</i>	<i>1:22.759</i>	<i>1:03.925</i>	<i>199.8</i>

Qualifying Classification

Position

8 37 James HILLIER

SBK Behind 10.467

Best Time 4:26.900 Best Speed 120.989 On 9 Gp

Lap	Lap Time	Lap Speed	Sector 1	Sector 2	Sector 3	Speed Trap
1	5:05.191	104.158		1:29.295	1:11.157	179.5
2	4:53.942	109.858	2:04.852	1:34.631	1:14.459	189.1
3	4:30.668	119.305	2:00.716	1:23.568	1:06.384	196.9
4	4:42.203	114.428	2:03.383	1:25.882		193.5
5	26:18.918	20.452		1:24.904	1:06.497	198.6
6	4:28.271	120.371	1:59.572	1:24.048	1:04.651	196.9
7	4:28.162	120.420	1:59.760	1:23.641	1:04.761	196.3
8	4:33.969	117.867	1:58.440	1:24.797	1:10.732	199.2
9	4:26.900	120.989	1:59.184	1:23.473	1:04.243	195.7
<i>Ideal</i>	<i>4:26.156</i>	<i>121.327</i>	<i>1:58.440</i>	<i>1:23.473</i>	<i>1:04.243</i>	<i>199.2</i>

9 22 Paul JORDAN

SBK Behind 12.493

Best Time 4:28.926 Best Speed 120.078 On 6 Gp

Lap	Lap Time	Lap Speed	Sector 1	Sector 2	Sector 3	Speed Trap
1	4:44.942	111.560		1:25.383	1:07.053	187.0
2	4:31.456	118.959	2:01.932	1:23.696	1:05.828	200.4
3	4:29.017	120.037	2:00.532	1:23.460	1:05.025	197.5
4	4:46.882	112.562	2:05.957	1:27.129		189.1
5	13:31.681	39.784		1:24.571	1:06.246	192.4
6	4:28.926	120.078	2:00.481	1:23.171	1:05.274	200.4
7	4:29.659	119.751	2:00.843	1:23.565	1:05.251	197.5
8	4:59.764	107.725	2:11.728	1:32.399		197.5
<i>Ideal</i>	<i>4:28.677</i>	<i>120.189</i>	<i>2:00.481</i>	<i>1:23.171</i>	<i>1:05.025</i>	<i>200.4</i>

10 38 Erno KOSTAMO

SBK Behind 13.144

Best Time 4:29.577 Best Speed 119.788 On 5 Gp

Lap	Lap Time	Lap Speed	Sector 1	Sector 2	Sector 3	Speed Trap
1	5:10.129	102.499		1:25.236	1:06.428	188.1
2	4:35.853	117.062	2:03.208	1:25.767	1:06.878	202.2
3	4:31.709	118.848	2:02.043	1:23.736	1:05.930	201.6
4	4:32.009	118.717	2:01.185	1:24.565	1:06.259	200.4
5	4:29.577	119.788	2:00.725	1:23.783	1:05.069	191.8
6	5:01.661	107.047	2:09.087	1:35.050		188.1
7	22:08.703	24.303		1:29.629	1:09.416	187.6
8	4:50.647	111.104	2:09.373	1:30.047	1:11.227	184.0
9	4:53.877	109.883	2:01.476	1:35.514	1:16.887	198.6
<i>Ideal</i>	<i>4:29.530</i>	<i>119.809</i>	<i>2:00.725</i>	<i>1:23.736</i>	<i>1:05.069</i>	<i>202.2</i>

SUPERBIKE

Q2: Second Qualifying

Thursday, 09 May 2024

DETAILED SECTOR ANALYSIS

Qualifying Classification

Position

11	156 Adam McLEAN	SBK	Behind	13.638		
Best Time	4:30.071	Best Speed	119.569	On 9 Gp		
Lap	Lap Time	Lap Speed	Sector 1	Sector 2	Sector 3	Speed Trap
1	7:07.937	74.282		1:26.436	1:07.857	166.7
2	4:34.004	117.852	2:02.722	1:25.096	1:06.186	191.8
3	4:35.843	117.067	2:01.182	1:25.042		190.2
4	5:38.706	95.339		1:24.755	1:06.149	188.6
5	4:31.682	118.860	2:01.045	1:24.770	1:05.867	190.7
6	4:56.501	108.910	2:03.259	1:39.622		191.3
7	21:19.425	25.239		1:26.687	1:06.276	192.4
8	4:30.671	119.304	2:01.091	1:24.077	1:05.503	194.0
9	4:30.071	119.569	2:00.881	1:23.674	1:05.516	192.4
<i>Ideal</i>	<i>4:30.058</i>	<i>119.574</i>	<i>2:00.881</i>	<i>1:23.674</i>	<i>1:05.503</i>	<i>194.0</i>

12 **96 Dom HERBERTSON**

	SBK	Behind	14.340			
Best Time	4:30.773	Best Speed	119.259			
		On 8	Gp			
Lap	Lap Time	Lap Speed	Sector 1	Sector 2	Sector 3	Speed Trap
1	5:06.522	103.705		1:29.459	1:10.977	168.3
2	4:38.332	116.020	2:05.292	1:26.011	1:07.029	186.0
3	4:32.591	118.463	2:02.763	1:23.749	1:06.079	193.5
4	4:31.906	118.762	2:00.891	1:24.828	1:06.187	201.0
5	4:32.395	118.548	2:01.859	1:24.184	1:06.352	198.6
6	4:46.868	112.567	2:01.136	1:29.251		204.7
7	19:00.888	28.304		1:24.575	1:05.741	198.0
8	4:30.773	119.259	2:00.311	1:25.119	1:05.343	204.0
9	4:30.995	119.161	2:00.265	1:23.894	1:06.836	199.2
10	4:47.028	112.505	2:03.739	1:28.325		199.8
<i>Ideal</i>	<i>4:29.357</i>	<i>119.886</i>	<i>2:00.265</i>	<i>1:23.749</i>	<i>1:05.343</i>	<i>204.7</i>

13 **4 Michael RUTTER**

	SBK	Behind	14.908			
Best Time	4:31.341	Best Speed	119.009			
		On 4	Gp			
Lap	Lap Time	Lap Speed	Sector 1	Sector 2	Sector 3	Speed Trap
1	4:43.434	112.153		1:25.927	1:07.752	206.5
2	4:35.443	117.237	2:01.007	1:24.408		204.0
3	16:15.578	33.100		1:25.723	1:06.810	198.0
4	4:31.341	119.009	2:01.141	1:24.146	1:06.054	195.2
5	4:32.448	118.525	2:01.910	1:24.863	1:05.675	189.7
6	5:05.715	105.628	2:10.953	1:28.951		181.0
7	16:12.828	33.194		1:37.602		179.1
<i>Ideal</i>	<i>4:30.828</i>	<i>119.234</i>	<i>2:01.007</i>	<i>1:24.146</i>	<i>1:05.675</i>	<i>206.5</i>

Qualifying Classification

Position

14	8 Ian HUTCHINSON	SBK	Behind	15.747		
Best Time	4:32.180	Best Speed	118.642	On 6 Gp		
Lap	Lap Time	Lap Speed	Sector 1	Sector 2	Sector 3	Speed Trap
1	5:56.839	89.082		1:32.877		188.6
2	11:28.090	46.930		1:29.369		205.3
3	18:04.807	29.768		1:25.234	1:07.096	195.2
4	4:34.775	117.522	2:03.124	1:25.286	1:06.365	196.3
5	4:34.143	117.793	2:02.803	1:24.989	1:06.351	194.0
6	4:32.180	118.642	2:02.032	1:24.579	1:05.569	196.3
7	4:43.081	114.073	2:05.644	1:24.659		198.6
8	6:21.774	84.584		1:23.604	1:06.739	201.6
<i>Ideal</i>	<i>4:31.205</i>	<i>119.069</i>	<i>2:02.032</i>	<i>1:23.604</i>	<i>1:05.569</i>	<i>205.3</i>

15 **9 Craig NEVE**

	SBK	Behind	16.181			
Best Time	4:32.614	Best Speed	118.453			
		On 10	Gp			
Lap	Lap Time	Lap Speed	Sector 1	Sector 2	Sector 3	Speed Trap
1	5:07.129	103.500		1:27.044	1:09.014	199.2
2	4:40.519	115.115	2:05.254	1:27.647	1:07.618	194.0
3	4:34.315	117.719	2:02.579	1:25.200	1:06.536	198.6
4	4:40.963	114.933	2:03.063	1:26.183		192.4
5	16:01.821	33.574		1:25.947	1:07.359	196.3
6	4:36.558	116.764	2:03.908	1:25.022	1:07.628	196.9
7	4:33.580	118.035	2:02.143	1:24.712	1:06.725	196.3
8	4:44.190	113.628	2:01.843	1:24.551	1:17.796	196.9
9	4:34.117	117.804	2:03.137	1:24.662	1:06.318	196.9
10	4:32.614	118.453	2:01.856	1:24.136	1:06.622	195.7
<i>Ideal</i>	<i>4:32.297</i>	<i>118.591</i>	<i>2:01.843</i>	<i>1:24.136</i>	<i>1:06.318</i>	<i>199.2</i>



SUPERBIKE

Q2: Second Qualifying

Thursday, 09 May 2024

DETAILED SECTOR ANALYSIS

Qualifying Classification

Position

16	16 Mike BROWNE	SBK	Behind	16.221		
Best Time	4:32.654	Best Speed	118.436	On 3 Gp		
Lap	Lap Time	Lap Speed	Sector 1	Sector 2	Sector 3	Speed Trap
1	7:11.608	73.650		1:26.773		189.7
2	5:38.123	95.504		1:24.939	1:07.948	199.8
3	4:32.654	118.436	2:01.543	1:24.402	1:06.709	199.8
4	4:35.136	117.367	2:02.765	1:24.743		200.4
5	8:25.868	63.835		1:23.984	1:05.747	198.6
6	4:33.719	117.975	2:03.112	1:23.747	1:06.860	198.6
7	4:33.572	118.038	2:02.089	1:25.398	1:06.085	198.6
8	4:33.363	118.129	2:02.265	1:25.125	1:05.973	197.5
9	4:33.408	118.109	2:01.823	1:24.518		197.5
<i>Ideal</i>	<i>4:31.037</i>	<i>119.142</i>	<i>2:01.543</i>	<i>1:23.747</i>	<i>1:05.747</i>	<i>200.4</i>

17 23 David JOHNSON

	SBK	Behind	16.565			
Best Time	4:32.998	Best Speed	118.287			
		On 9	Gp			
Lap	Lap Time	Lap Speed	Sector 1	Sector 2	Sector 3	Speed Trap
1	5:05.501	104.052		1:29.101	1:10.665	173.1
2	4:38.903	115.782	2:04.880	1:27.107	1:06.916	199.8
3	4:34.309	117.721	2:02.736	1:25.526	1:06.047	199.2
4	4:46.378	112.760	2:04.321	1:27.724		198.0
5	14:22.989	37.419		1:27.815	1:06.884	196.3
6	4:35.334	117.283	2:02.627	1:25.275	1:07.432	197.5
7	4:55.666	109.218	2:11.497	1:26.871		196.3
8	9:35.797	56.082		1:27.426	1:08.710	196.9
9	4:32.998	118.287	2:01.791	1:24.616	1:06.591	195.7
10	4:33.059	118.260	2:03.058	1:24.641	1:05.360	195.2
<i>Ideal</i>	<i>4:31.767</i>	<i>118.822</i>	<i>2:01.791</i>	<i>1:24.616</i>	<i>1:05.360</i>	<i>199.8</i>

18 7 Sam WEST

	SBK	Behind	16.727			
Best Time	4:33.160	Best Speed	118.216			
		On 2	Gp			
Lap	Lap Time	Lap Speed	Sector 1	Sector 2	Sector 3	Speed Trap
1	31:18.507	16.922		1:27.510	1:08.585	198.0
2	4:33.160	118.216	2:01.809	1:24.956	1:06.395	197.5
3	4:33.981	117.862	2:01.940	1:25.271	1:06.770	199.8
4	4:52.230	110.502	2:03.260	1:30.678		198.0
<i>Ideal</i>	<i>4:33.160</i>	<i>118.216</i>	<i>2:01.809</i>	<i>1:24.956</i>	<i>1:06.395</i>	<i>199.8</i>

Qualifying Classification

Position

19	231 Marcus SIMPSON	SBK	Behind	17.031		
Best Time	4:33.464	Best Speed	118.085	On 10 Gp		
Lap	Lap Time	Lap Speed	Sector 1	Sector 2	Sector 3	Speed Trap
1	6:28.621	81.797		1:27.231	1:07.428	198.0
2	4:37.082	116.543	2:03.956	1:26.395	1:06.731	198.6
3	4:38.034	116.144	2:04.681	1:26.260	1:07.093	196.9
4	4:37.902	116.199	2:04.030	1:26.790	1:07.082	201.0
5	4:34.152	117.789	2:01.912	1:25.307	1:06.933	198.0
6	4:43.070	114.078	2:07.642	1:26.137		194.0
7	11:13.222	47.966		1:25.677	1:06.810	195.2
8	4:43.182	114.033	2:01.705	1:34.843	1:06.634	196.3
9	4:34.700	117.554	2:02.821	1:26.114	1:05.765	195.2
10	4:33.464	118.085	2:02.330	1:25.227	1:05.907	193.5
11	4:33.596	118.028	2:02.870	1:24.897	1:05.829	190.2
12	4:42.001	114.510	2:06.281	1:26.946		187.6
<i>Ideal</i>	<i>4:32.367</i>	<i>118.561</i>	<i>2:01.705</i>	<i>1:24.897</i>	<i>1:05.765</i>	<i>201.0</i>

20 65 Michael SWEENEY

	SBK	Behind	17.033			
Best Time	4:33.466	Best Speed	118.084			
		On 3	Gp			
Lap	Lap Time	Lap Speed	Sector 1	Sector 2	Sector 3	Speed Trap
1	5:12.253	101.802		1:25.798	1:07.484	189.1
2	4:36.443	116.813	2:02.859	1:26.392	1:07.192	200.4
3	4:33.466	118.084	2:02.563	1:24.559	1:06.344	199.2
4	5:15.104	102.480	2:02.241	1:24.092		199.2
<i>Ideal</i>	<i>4:32.677</i>	<i>118.426</i>	<i>2:02.241</i>	<i>1:24.092</i>	<i>1:06.344</i>	<i>200.4</i>

21 20 Michael EVANS

	SBK	Behind	17.350			
Best Time	4:33.783	Best Speed	117.947			
		On 8	Gp			
Lap	Lap Time	Lap Speed	Sector 1	Sector 2	Sector 3	Speed Trap
1	4:45.954	111.165		1:25.926	1:07.098	182.0
2	4:34.235	117.753	2:02.902	1:24.755	1:06.578	195.2
3	4:41.917	114.544	2:05.106	1:26.352		194.0
4	11:14.833	47.852		1:30.723	1:08.772	194.0
5	4:35.301	117.297	2:03.396	1:24.631	1:07.274	192.4
6	4:42.351	114.368	2:06.959	1:25.953		191.8
7	17:26.616	30.854		1:24.440	1:06.882	193.5
8	4:33.783	117.947	2:03.631	1:24.699	1:05.453	191.8
9	5:39.317	95.168	2:06.989	1:34.593		189.7
<i>Ideal</i>	<i>4:32.795</i>	<i>118.375</i>	<i>2:02.902</i>	<i>1:24.440</i>	<i>1:05.453</i>	<i>195.2</i>

SUPERBIKE

Q2: Second Qualifying

Thursday, 09 May 2024

DETAILED SECTOR ANALYSIS

Qualifying Classification

Position

22 111 Brian McCORMACK

SBK Behind 18.736

Best Time 4:35.169 Best Speed 117.353 On 9 Gp

Lap	Lap Time	Lap Speed	Sector 1	Sector 2	Sector 3	Speed Trap
1	5:04.078	104.539		1:29.166	1:09.504	168.7
2	4:41.221	114.828	2:05.445	1:28.763	1:07.013	191.8
3	4:38.102	116.116	2:04.268	1:27.338	1:06.496	195.2
4	4:59.101	107.964	2:13.536	1:32.216		189.7
5	12:59.948	41.403		1:29.139	1:09.559	191.8
6	4:36.650	116.725	2:03.918	1:26.766	1:05.966	191.8
7	4:51.806	110.663	2:08.436	1:31.697		187.6
8	12:06.430	44.453		1:25.692	1:05.593	193.5
9	4:35.169	117.353	2:03.417	1:26.144	1:05.608	190.7
10	4:37.956	116.177	2:04.750	1:26.884	1:06.322	189.1
<i>Ideal</i>	4:34.702	117.553	2:03.417	1:25.692	1:05.593	195.2

23 17 Gary McCOY

SBK Behind 19.189

Best Time 4:35.622 Best Speed 117.160 On 9 Gp

Lap	Lap Time	Lap Speed	Sector 1	Sector 2	Sector 3	Speed Trap
1	5:06.176	103.823		1:28.784	1:11.115	165.4
2	4:39.338	115.602	2:04.885	1:27.672	1:06.781	198.0
3	4:49.948	111.372	2:03.157	1:37.231	1:09.560	194.0
4	4:46.194	112.833	2:04.922	1:26.508		190.7
5	20:13.675	26.607		1:27.250	1:07.268	189.1
6	4:37.054	116.555	2:03.930	1:26.375	1:06.749	191.3
7	4:42.214	114.424	2:07.497	1:27.597	1:07.120	191.8
8	4:37.133	116.522	2:04.365	1:25.816	1:06.952	186.5
9	4:35.622	117.160	2:03.669	1:25.128	1:06.825	194.0
<i>Ideal</i>	4:35.034	117.411	2:03.157	1:25.128	1:06.749	198.0

24 15 Nathan HARRISON

SBK Behind 19.796

Best Time 4:36.229 Best Speed 116.903 On 3 Gp

Lap	Lap Time	Lap Speed	Sector 1	Sector 2	Sector 3	Speed Trap
1	33:08.722	15.984		1:27.818		195.7
2	10:30.128	51.247		1:26.511	1:07.484	190.7
3	4:36.229	116.903	2:03.915	1:26.041	1:06.273	194.0
4	4:36.361	116.847	2:03.500	1:25.832	1:07.029	194.6
5	4:45.560	113.083	2:06.931	1:27.531		191.8
<i>Ideal</i>	4:35.605	117.168	2:03.500	1:25.832	1:06.273	195.7

Qualifying Classification

Position

25 48 Eddy FERRE

SBK Behind 19.917

Best Time 4:36.350 Best Speed 116.852 On 11 Gp

Lap	Lap Time	Lap Speed	Sector 1	Sector 2	Sector 3	Speed Trap
1	5:06.781	103.618		1:29.599	1:10.188	165.8
2	4:42.777	114.196	2:06.807	1:28.486	1:07.484	195.7
3	4:39.827	115.400	2:04.269	1:28.092	1:07.466	193.5
4	4:39.040	115.725	2:04.923	1:26.841	1:07.276	194.0
5	4:56.640	108.859	2:12.062	1:28.929		186.0
6	8:00.961	67.141		1:27.524	1:06.424	188.1
7	4:42.864	114.161	2:05.480	1:29.292	1:08.092	189.1
8	4:38.605	115.906	2:04.023	1:26.892	1:07.690	189.7
9	4:47.787	112.208	2:05.745	1:29.691		192.4
10	10:27.987	51.421		1:27.133	1:07.045	190.7
11	4:36.350	116.852	2:02.837	1:26.456	1:07.057	189.1
<i>Ideal</i>	4:35.717	117.120	2:02.837	1:26.456	1:06.424	195.7

26 91 Julian TRUMMER

SBK Behind 20.361

Best Time 4:36.794 Best Speed 116.664 On 8 Gp

Lap	Lap Time	Lap Speed	Sector 1	Sector 2	Sector 3	Speed Trap
1	5:14.249	101.155		1:28.021	1:09.082	188.6
2	4:40.701	115.041	2:05.633	1:26.553	1:08.515	195.2
3	4:40.224	115.236	2:05.881	1:26.302	1:08.041	187.0
4	4:39.287	115.623	2:05.032	1:26.156	1:08.099	194.0
5	4:37.674	116.295	2:04.423	1:25.376	1:07.875	192.4
6	5:00.840	107.339	2:14.240	1:31.446		191.3
7	13:19.209	40.405		1:26.659	1:07.617	191.3
8	4:36.794	116.664	2:04.047	1:25.870	1:06.877	191.8
9	4:44.409	113.541	2:10.192	1:26.698	1:07.519	192.9
10	4:37.508	116.364	2:04.331	1:25.706	1:07.471	190.7
11	4:58.769	108.084	2:13.239	1:34.171		190.7
<i>Ideal</i>	4:36.300	116.873	2:04.047	1:25.376	1:06.877	195.2

SUPERBIKE

Q2: Second Qualifying

Thursday, 09 May 2024

DETAILED SECTOR ANALYSIS

Qualifying Classification

Position

27 66 Ryan GIBSON

SBK Behind 20.395

Best Time 4:36.828 Best Speed 116.650 On 9 Gp

Lap	Lap Time	Lap Speed	Sector 1	Sector 2	Sector 3	Speed Trap
1	5:05.923	103.908		1:29.349	1:09.847	163.4
2	4:41.181	114.844	2:05.628	1:28.026	1:07.527	191.3
3	4:37.880	116.208	2:03.565	1:27.192	1:07.123	187.0
4	4:46.298	112.792	2:04.758	1:27.223		185.0
5	18:32.330	29.031		1:27.538	1:08.395	186.0
6	4:38.975	115.752	2:04.686	1:26.563	1:07.726	187.6
7	4:47.526	112.310	2:04.962	1:27.571		189.7
8	10:49.666	49.706		1:27.067	1:07.832	187.6
9	4:36.828	116.650	2:03.970	1:26.000	1:06.858	185.5
<i>Ideal</i>	4:36.423	116.821	2:03.565	1:26.000	1:06.858	191.3

Qualifying Classification

Position

30 32 Luca GOTTARDI

SBK Behind 23.124

Best Time 4:39.557 Best Speed 115.511 On 7 Gp

Lap	Lap Time	Lap Speed	Sector 1	Sector 2	Sector 3	Speed Trap
1	6:40.797	79.312		1:27.469	1:09.525	175.3
2	4:42.965	114.120	2:06.208	1:27.705	1:09.052	190.7
3	4:42.797	114.188	2:06.107	1:27.602	1:09.088	192.4
4	4:54.320	109.717	2:05.324	1:31.479		182.5
5	26:33.263	20.268		1:26.834	1:09.185	191.8
6	4:40.876	114.969	2:06.394	1:26.982	1:07.500	189.7
7	4:39.557	115.511	2:04.641	1:26.889	1:08.027	192.9
8	5:23.267	99.893	2:17.541	1:40.522		165.0
<i>Ideal</i>	4:38.975	115.752	2:04.641	1:26.834	1:07.500	192.9

28 174 Laurent HOFFMANN

SBK Behind 20.949

Best Time 4:37.382 Best Speed 116.417 On 8 Gp

Lap	Lap Time	Lap Speed	Sector 1	Sector 2	Sector 3	Speed Trap
1	5:43.025	92.670		1:30.605	1:11.462	159.2
2	4:49.153	111.678	2:10.433	1:29.959	1:08.761	189.7
3	4:43.078	114.075	2:06.479	1:28.020	1:08.579	191.3
4	4:41.955	114.529	2:06.539	1:27.837	1:07.579	187.6
5	5:00.399	107.497	2:11.889	1:31.589		189.7
6	22:36.936	23.798		1:27.422	1:07.706	191.8
7	4:38.929	115.771	2:06.506	1:26.119	1:06.304	183.5
8	4:37.382	116.417	2:04.593	1:26.563	1:06.226	190.2
9	5:44.270	93.798	2:45.857	1:31.454		182.0
<i>Ideal</i>	4:36.938	116.604	2:04.593	1:26.119	1:06.226	191.8

31 78 Emmet O'GRADY

SBK Behind 23.709

Best Time 4:40.142 Best Speed 115.270 On 8 Gp

Lap	Lap Time	Lap Speed	Sector 1	Sector 2	Sector 3	Speed Trap
1	5:08.259	103.121		1:30.196	1:09.600	176.3
2	4:43.937	113.729	2:07.963	1:27.365	1:08.609	186.0
3	4:44.945	113.327	2:08.064	1:28.180	1:08.701	180.0
4	4:49.470	111.556	2:06.887	1:28.728		182.0
5	21:20.206	25.224		1:31.535	1:11.355	185.0
6	4:48.702	111.852	2:08.366	1:27.308		174.4
7	7:36.901	70.676		1:31.267	1:08.670	182.0
8	4:40.142	115.270	2:06.422	1:26.216	1:07.504	181.0
9	5:30.882	97.594	2:07.813	1:53.013		177.7
<i>Ideal</i>	4:40.142	115.270	2:06.422	1:26.216	1:07.504	186.0

29 25 Amalric BLANC

SBK Behind 21.955

Best Time 4:38.388 Best Speed 115.996 On 7 Gp

Lap	Lap Time	Lap Speed	Sector 1	Sector 2	Sector 3	Speed Trap
1	24:33.857	21.568		1:28.271	1:08.596	171.3
2	4:41.272	114.807	2:07.206	1:26.733	1:07.333	183.0
3	4:58.097	108.327	2:05.937	1:39.773	1:12.387	192.9
4	4:39.366	115.590	2:05.179	1:26.856	1:07.331	192.4
5	5:00.205	107.566	2:15.813	1:27.760		188.6
6	7:40.951	70.055		1:27.553	1:08.426	186.0
7	4:38.388	115.996	2:04.677	1:26.385	1:07.326	189.1
<i>Ideal</i>	4:38.388	115.996	2:04.677	1:26.385	1:07.326	192.9

32 36 Jonathan GOETSCHY

SBK Behind 24.417

Best Time 4:40.850 Best Speed 114.980 On 6 Gp

Lap	Lap Time	Lap Speed	Sector 1	Sector 2	Sector 3	Speed Trap
1	6:32.153	81.060		1:29.098	1:10.211	193.5
2	4:46.285	112.797	2:08.067	1:28.965	1:09.253	195.7
3	4:47.196	112.439	2:06.936	1:29.807	1:10.453	195.2
4	4:42.043	114.493	2:05.995	1:27.333	1:08.715	194.0
5	4:53.500	110.024	2:16.478	1:28.250	1:08.772	194.0
6	4:40.850	114.980	2:05.765	1:27.415	1:07.670	193.5
7	4:58.133	108.314	2:09.035	1:32.318		196.3
<i>Ideal</i>	4:40.768	115.013	2:05.765	1:27.333	1:07.670	196.3

SUPERBIKE

Q2: Second Qualifying

Thursday, 09 May 2024

DETAILED SECTOR ANALYSIS

Qualifying Classification

Position

33 **45 James CHAWKE**

SBK Behind **25.922**

Best Time **4:42.355** Best Speed **114.367** On **3** Gp

Lap	Lap Time	Lap Speed	Sector 1	Sector 2	Sector 3	Speed Trap
1	5:27.044	97.198		1:30.318	1:09.726	178.6
2	4:45.095	113.268	2:08.526	1:28.384	1:08.185	188.1
3	4:42.355	114.367	2:05.039	1:28.486	1:08.830	186.5
4	4:44.987	113.310	2:05.476	1:28.111		186.0
5	12:56.495	41.587		1:29.310	1:08.778	185.0
6	4:43.632	113.852	2:06.191	1:28.979	1:08.462	184.5
7	4:43.331	113.973	2:06.781	1:28.504	1:08.046	183.5
8	4:44.362	113.559	2:06.638	1:29.063	1:08.661	182.5
9	4:47.986	112.130	2:09.832	1:29.597	1:08.557	178.6
10	4:52.848	110.269	2:06.447	1:30.360		185.0
<i>Ideal</i>	<i>4:41.196</i>	<i>114.838</i>	<i>2:05.039</i>	<i>1:28.111</i>	<i>1:08.046</i>	<i>188.1</i>

34 **119 Kris DUNCAN**

SBK Behind **26.637**

Best Time **4:43.070** Best Speed **114.078** On **8** Gp

Lap	Lap Time	Lap Speed	Sector 1	Sector 2	Sector 3	Speed Trap
1	5:22.421	98.592		1:30.623	1:09.851	176.7
2	4:45.680	113.036	2:07.595	1:28.388	1:09.697	188.6
3	4:46.153	112.849	2:07.794	1:28.532	1:09.827	186.5
4	5:01.729	107.023	2:19.793	1:28.935		186.5
5	21:29.530	25.042		1:28.146	1:13.812	187.6
6	4:44.752	113.404	2:07.395	1:27.826	1:09.531	185.5
7	4:43.268	113.998	2:06.856	1:27.908	1:08.504	187.0
8	4:43.070	114.078	2:06.548	1:28.039	1:08.483	187.6
9	4:56.018	109.088	2:10.964	1:27.501		184.0
<i>Ideal</i>	<i>4:42.532</i>	<i>114.295</i>	<i>2:06.548</i>	<i>1:27.501</i>	<i>1:08.483</i>	<i>188.6</i>

35 **56 Ryan WHITEHALL**

SBK Behind **26.829**

Best Time **4:43.262** Best Speed **114.000** On **5** Gp

Lap	Lap Time	Lap Speed	Sector 1	Sector 2	Sector 3	Speed Trap
1	5:52.024	90.301		1:32.234	1:24.521	180.5
2	5:51.381	91.900	2:10.942	1:47.041		189.7
3	7:47.067	69.138		1:29.085	1:08.703	194.6
4	4:45.633	113.054	2:08.509	1:29.237	1:07.887	191.8
5	4:43.262	114.000	2:06.488	1:29.212	1:07.562	189.7
6	4:51.228	110.882	2:08.543	1:29.630		190.7
<i>Ideal</i>	<i>4:43.135</i>	<i>114.052</i>	<i>2:06.488</i>	<i>1:29.085</i>	<i>1:07.562</i>	<i>194.6</i>

Qualifying Classification

Position

36 **21 Phil STEWART**

SBK Behind **27.414**

Best Time **4:43.847** Best Speed **113.766** On **4** Gp

Lap	Lap Time	Lap Speed	Sector 1	Sector 2	Sector 3	Speed Trap
1	6:58.282	75.997		1:29.094		186.5
2	8:09.327	65.993		1:29.203	1:09.800	189.1
3	4:44.851	113.365	2:07.893	1:27.828	1:09.130	191.3
4	4:43.847	113.766	2:07.347	1:27.621	1:08.879	189.7
5	4:51.228	110.882	2:08.312	1:28.394		190.2
<i>Ideal</i>	<i>4:43.847</i>	<i>113.766</i>	<i>2:07.347</i>	<i>1:27.621</i>	<i>1:08.879</i>	<i>191.3</i>

37 **10 Marty LENNON**

SBK Behind **30.421**

Best Time **4:46.854** Best Speed **112.573** On **7** Gp

Lap	Lap Time	Lap Speed	Sector 1	Sector 2	Sector 3	Speed Trap
1	5:58.956	88.557		1:34.545	1:13.579	185.0
2	4:57.170	108.665	2:12.259	1:32.377		172.2
3	9:08.161	58.910		1:31.237	1:10.004	190.7
4	4:49.623	111.497	2:09.992	1:30.643	1:08.988	189.7
5	4:55.523	109.271	2:09.669	1:33.127		178.1
6	7:00.650	76.767		1:31.108	1:10.621	183.0
7	4:46.854	112.573	2:07.981	1:29.579	1:09.294	187.6
8	5:12.098	103.468	2:18.352	1:37.193		158.4
<i>Ideal</i>	<i>4:46.548</i>	<i>112.693</i>	<i>2:07.981</i>	<i>1:29.579</i>	<i>1:08.988</i>	<i>190.7</i>

38 **43 Sam JOHNSON**

SBK Behind **34.274**

Best Time **4:50.707** Best Speed **111.081** On **8** Gp

Lap	Lap Time	Lap Speed	Sector 1	Sector 2	Sector 3	Speed Trap
1	5:52.220	90.250		1:33.926	1:24.446	186.0
2	4:52.898	110.250	2:11.568	1:30.123	1:11.207	187.6
3	4:51.136	110.917	2:10.595	1:29.959	1:10.582	186.0
4	4:55.106	109.425	2:11.099	1:31.475		161.9
5	9:01.120	59.676		1:29.485	1:11.637	186.0
6	4:52.705	110.323	2:09.665	1:30.838		185.5
7	8:21.642	64.373		1:29.610	1:12.594	184.0
8	4:50.707	111.081	2:09.704	1:29.250	1:11.753	183.5
9	5:38.927	95.277	2:20.043	1:45.913		176.7
<i>Ideal</i>	<i>4:49.497</i>	<i>111.545</i>	<i>2:09.665</i>	<i>1:29.250</i>	<i>1:10.582</i>	<i>187.6</i>

SUPERBIKE

Q2: Second Qualifying

Thursday, 09 May 2024

DETAILED SECTOR ANALYSIS

Qualifying Classification

Position

39 54 Paul CASSIDY

SBK Behind 35.705

Best Time 4:52.138 Best Speed 110.537 On 8 Gp

Lap	Lap Time	Lap Speed	Sector 1	Sector 2	Sector 3	Speed Trap
1	5:41.792	93.004		1:34.187	1:11.637	182.5
2	4:55.226	109.381	2:12.408	1:32.117	1:10.701	183.5
3	4:56.723	108.829	2:11.717	1:33.357	1:11.649	183.5
4	4:55.127	109.417	2:11.989	1:32.272	1:10.866	177.7
5	4:57.950	108.381	2:12.565	1:32.123		179.1
6	20:09.960	26.688		1:38.032	1:10.195	177.7
7	4:54.219	109.755	2:11.330	1:32.783	1:10.106	179.1
8	4:52.138	110.537	2:10.390	1:31.019	1:10.729	179.1
9	4:56.954	108.744	2:11.588	1:32.521		175.8
<i>Ideal</i>	4:51.515	110.773	2:10.390	1:31.019	1:10.106	183.5

40 44 Liam CHAWKE

SBK Behind 38.534

Best Time 4:54.967 Best Speed 109.477 On 3 Gp

Lap	Lap Time	Lap Speed	Sector 1	Sector 2	Sector 3	Speed Trap
1	5:46.942	91.623		1:34.374	1:14.598	188.1
2	4:59.492	107.823	2:13.931	1:33.308	1:12.253	187.6
3	4:54.967	109.477	2:12.373	1:31.285	1:11.309	188.6
4	4:58.829	108.062	2:12.441	1:31.546		188.1
5	12:24.294	43.386		1:32.564	1:12.477	186.0
6	4:58.581	108.152	2:14.627	1:31.939	1:12.015	187.0
7	4:56.909	108.761	2:13.358	1:31.257	1:12.294	187.6
8	5:02.597	106.716	2:13.223	1:33.070		185.0
9	5:42.820	94.195		1:31.506	1:12.047	180.0
10	5:04.027	106.214	2:14.272	1:33.019		181.5
<i>Ideal</i>	4:54.939	109.487	2:12.373	1:31.257	1:11.309	188.6

41 88 Sean McTAGGART

SBK Behind 38.774

Best Time 4:55.207 Best Speed 109.388 On 4 Gp

Lap	Lap Time	Lap Speed	Sector 1	Sector 2	Sector 3	Speed Trap
1	5:26.691	97.303		1:32.770	1:12.206	185.0
2	4:57.631	108.497	2:13.755	1:31.981	1:11.895	185.0
3	5:10.433	104.022	2:25.435	1:33.050	1:11.948	185.5
4	4:55.207	109.388	2:12.415	1:31.483	1:11.309	176.7
5	5:10.162	104.113	2:23.000	1:33.108		173.1
<i>Ideal</i>	4:55.207	109.388	2:12.415	1:31.483	1:11.309	185.5

Qualifying Classification

Position

42 58 Paul WILLIAMS

SBK Behind 40.653

Best Time 4:57.086 Best Speed 108.696 On 4 Gp

Lap	Lap Time	Lap Speed	Sector 1	Sector 2	Sector 3	Speed Trap
1	6:17.087	84.299		2:25.648		184.5
2	13:07.426	41.010		1:30.805	1:10.128	187.6
3	5:06.879	105.227	2:23.761	1:32.044	1:11.074	184.0
4	4:57.086	108.696	2:10.525	1:31.598		185.5
5	17:04.989	31.505		1:31.498	1:10.000	184.5
6	4:57.391	108.584	2:10.798	1:33.027		179.5
<i>Ideal</i>	4:51.330	110.843	2:10.525	1:30.805	1:10.000	187.6

43 55 Donald MacFADYEN

SBK Behind 41.025

Best Time 4:57.458 Best Speed 108.560 On 2 Gp

Lap	Lap Time	Lap Speed	Sector 1	Sector 2	Sector 3	Speed Trap
1	15:18.411	34.612		1:33.809	1:12.621	180.0
2	4:57.458	108.560	2:12.719	1:32.045	1:12.694	184.0
3	5:06.590	105.326	2:14.072	1:34.232		181.5
4	11:52.441	45.326		1:32.712		184.0
<i>Ideal</i>	4:57.385	108.587	2:12.719	1:32.045	1:12.621	184.0

44 19 Jean Pierre POLET

SBK Behind 41.585

Best Time 4:58.018 Best Speed 108.356 On 7 Gp

Lap	Lap Time	Lap Speed	Sector 1	Sector 2	Sector 3	Speed Trap
1	6:15.037	84.760		1:35.816		162.2
2	11:09.481	48.234		1:31.586	1:11.639	174.9
3	4:59.350	107.874	2:14.729	1:32.329	1:12.292	180.5
4	4:58.158	108.305	2:13.089	1:32.664	1:12.405	178.6
5	5:07.002	105.185	2:12.914	1:32.866	1:21.222	182.5
6	5:35.556	96.234	2:51.569	1:32.268	1:11.719	178.6
7	4:58.018	108.356	2:12.437	1:32.068		182.5
<i>Ideal</i>	4:55.662	109.219	2:12.437	1:31.586	1:11.639	182.5

SUPERBIKE

Q2: Second Qualifying

Thursday, 09 May 2024

DETAILED SECTOR ANALYSIS

Qualifying Classification

Position

45 90 Craig KENNELLY

SBK Behind **42.757**

Best Time **4:59.190** Best Speed **107.931** On **10** Gp

Lap	Lap Time	Lap Speed	Sector 1	Sector 2	Sector 3	Speed Trap
1	7:09.065	74.087		1:46.914	1:17.391	171.3
2	5:04.967	105.887	2:15.851	1:33.930	1:15.186	178.6
3	5:07.450	105.032	2:14.844	1:34.699		177.2
4	7:25.670	72.457		1:34.668	1:15.689	178.6
5	5:04.901	105.910	2:15.958	1:34.165	1:14.778	178.1
6	5:04.946	105.894	2:17.301	1:33.327	1:14.318	174.4
7	5:04.830	105.934	2:16.179	1:34.036	1:14.615	172.2
8	11:47.280	45.657	8:55.451	1:37.305	1:14.524	175.8
9	4:59.439	107.842	2:14.695	1:31.940	1:12.804	177.7
10	4:59.190	107.931	2:15.145	1:32.744	1:11.301	178.6
<i>Ideal</i>	<i>4:57.936</i>	<i>108.386</i>	<i>2:14.695</i>	<i>1:31.940</i>	<i>1:11.301</i>	<i>178.6</i>

46 93 Paul CRANSTON

SBK Behind **46.226**

Best Time **5:02.659** Best Speed **106.694** On **3** Gp

Lap	Lap Time	Lap Speed	Sector 1	Sector 2	Sector 3	Speed Trap
1	7:50.608	67.547		1:36.693	1:12.998	173.5
2	5:03.129	106.529	2:15.466	1:35.067	1:12.596	176.7
3	5:02.659	106.694	2:15.011	1:35.566	1:12.082	173.1
4	5:05.015	105.870	2:15.639	1:34.503		172.2
<i>Ideal</i>	<i>5:01.596</i>	<i>107.070</i>	<i>2:15.011</i>	<i>1:34.503</i>	<i>1:12.082</i>	<i>176.7</i>

47 69 Brad CLARKE

SBK Behind **46.609**

Best Time **5:03.042** Best Speed **106.559** On **6** Gp

Lap	Lap Time	Lap Speed	Sector 1	Sector 2	Sector 3	Speed Trap
1	5:55.332	89.460		1:36.572	1:19.051	174.0
2	5:08.701	104.606	2:16.710	1:35.095	1:16.896	173.5
3	5:05.134	105.829	2:16.169	1:34.760	1:14.205	171.8
4	5:12.129	103.457	2:16.208	1:35.160		170.5
5	9:00.283	59.769		1:34.852	1:12.378	172.6
6	5:03.042	106.559	2:15.750	1:34.359	1:12.933	171.3
7	5:04.015	106.218	2:15.592	1:34.148	1:14.275	173.5
8	13:40.447	39.359	10:53.077	1:34.035	1:13.335	175.3
9	5:04.844	105.930	2:15.866	1:35.009	1:13.969	170.5
<i>Ideal</i>	<i>5:02.005</i>	<i>106.925</i>	<i>2:15.592</i>	<i>1:34.035</i>	<i>1:12.378</i>	<i>175.3</i>

Non Qualifiers

Position

Non Qualifiers

Position

39 Martin MORRIS

SBK Behind **29.706**

Best Time **4:46.139** Best Speed **112.854** On **3** Gp

Lap	Lap Time	Lap Speed	Sector 1	Sector 2	Sector 3	Speed Trap
1	7:00.415	75.611		1:30.214		198.6
2	5:28.975	98.159		1:29.119	1:08.653	199.2
3	4:46.139	112.854	2:08.099	1:28.049	1:09.991	195.7
4	5:18.163	101.495	2:23.041	1:29.117		198.0
<i>Ideal</i>	<i>4:44.801</i>	<i>113.384</i>	<i>2:08.099</i>	<i>1:28.049</i>	<i>1:08.653</i>	<i>199.2</i>

143 Stephen DEGNAN

SBK Behind **51.812**

Best Time **5:08.245** Best Speed **104.761** On **9** Gp

Lap	Lap Time	Lap Speed	Sector 1	Sector 2	Sector 3	Speed Trap
1	5:49.401	90.979		1:38.247	1:18.707	167.1
2	5:14.268	102.753	2:19.673	1:37.390	1:17.205	161.9
3	5:11.989	103.504	2:19.263	1:36.306	1:16.420	163.8
4	5:11.106	103.797	2:18.369	1:36.349	1:16.388	167.5
5	5:19.792	100.978	2:19.676	1:36.851		165.0
6	9:39.590	55.715		1:44.811	1:16.879	163.4
7	5:09.306	104.401	2:16.508	1:36.801	1:15.997	174.4
8	5:11.085	103.804	2:19.093	1:36.160	1:15.832	165.8
9	5:08.245	104.761	2:16.972	1:36.369	1:14.904	174.0
10	5:20.352	100.802	2:20.079	1:38.587		169.2
<i>Ideal</i>	<i>5:07.572</i>	<i>104.990</i>	<i>2:16.508</i>	<i>1:36.160</i>	<i>1:14.904</i>	<i>174.4</i>

12 Kevin KEYES

SBK Behind **2:24.739**

Best Time **6:41.172** Best Speed **80.494** On **1** Gp

Lap	Lap Time	Lap Speed	Sector 1	Sector 2	Sector 3	Speed Trap
1	6:41.172	79.238		1:30.207		180.5
<i>Ideal</i>	<i>0.000</i>	<i>0.000</i>		<i>1:30.207</i>		<i>180.5</i>

BRIGGS EQUIPMENT NORTH WEST 2000

SUPERBIKE

Q2: Second Qualifying

SECTOR ANALYSIS

Perfect Lap (sum of best sectors) = 4:16.346



IDEAL / BEST COMPARISON

SECTOR 1 FINISH - BALLYSALLY			SECTOR 2 BALLYSALLY - METROPOLE		SECTOR 3 METROPOLE - FINISH		IDEAL / BEST COMPARISON					
Pos	No	Name	Time	No	Name	Time	Pos	No	Name	Ideal Time	Best Time	Diff
1	1	Glenn IRWIN	1:54.501	1	Glenn IRWIN	1:19.699	1	1	Glenn IRWIN	4:16.346	4:16.433	0.087
2	74	Davey TODD	1:55.369	6	Michael DUNLOP	1:20.571	2	74	Davey TODD	4:18.584	4:18.663	0.079
3	6	Michael DUNLOP	1:56.789	74	Davey TODD	1:20.609	3	6	Michael DUNLOP	4:20.806	4:20.933	0.127
4	60	Peter HICKMAN	1:57.211	60	Peter HICKMAN	1:21.395	4	5	Dean HARRISON	4:22.150	4:22.315	0.165
5	5	Dean HARRISON	1:57.274	24	Conor CUMMINS	1:21.883	5	60	Peter HICKMAN	4:21.809	4:22.411	0.602
6	24	Conor CUMMINS	1:58.427	5	Dean HARRISON	1:21.923	6	24	Conor CUMMINS	4:24.249	4:24.249	0.000
7	37	James HILLIER	1:58.440	2	John McGUINNESS	1:22.759	7	2	John McGUINNESS	4:25.774	4:26.115	0.341
8	2	John McGUINNESS	1:59.090	22	Paul JORDAN	1:23.171	8	37	James HILLIER	4:26.156	4:26.900	0.744
9	96	Dom HERBERTSON	2:00.265	37	James HILLIER	1:23.473	9	22	Paul JORDAN	4:28.677	4:28.926	0.249
10	22	Paul JORDAN	2:00.481	8	Ian HUTCHINSON	1:23.604	10	38	Erno KOSTAMO	4:29.530	4:29.577	0.047
11	38	Erno KOSTAMO	2:00.725	156	Adam McLEAN	1:23.674	11	156	Adam McLEAN	4:30.058	4:30.071	0.013
12	156	Adam McLEAN	2:00.881	38	Erno KOSTAMO	1:23.736	12	96	Dom HERBERTSON	4:29.357	4:30.773	1.416
13	4	Michael RUTTER	2:01.007	16	Mike BROWNE	1:23.747	13	4	Michael RUTTER	4:30.828	4:31.341	0.513
14	16	Mike BROWNE	2:01.543	96	Dom HERBERTSON	1:23.749	14	8	Ian HUTCHINSON	4:31.205	4:32.180	0.975
15	231	Marcus SIMPSON	2:01.705	65	Michael SWEENEY	1:24.092	15	9	Craig NEVE	4:32.297	4:32.614	0.317
16	23	David JOHNSON	2:01.791	9	Craig NEVE	1:24.136	16	16	Mike BROWNE	4:31.037	4:32.654	1.617
17	7	Sam WEST	2:01.809	4	Michael RUTTER	1:24.146	17	23	David JOHNSON	4:31.767	4:32.998	1.231
18	9	Craig NEVE	2:01.843	20	Michael EVANS	1:24.440	18	7	Sam WEST	4:33.160	4:33.160	0.000
19	8	Ian HUTCHINSON	2:02.032	23	David JOHNSON	1:24.616	19	231	Marcus SIMPSON	4:32.367	4:33.464	1.097
20	65	Michael SWEENEY	2:02.241	231	Marcus SIMPSON	1:24.897	20	65	Michael SWEENEY	4:32.677	4:33.466	0.789
21	48	Eddy FERRE	2:02.837	7	Sam WEST	1:24.956	21	20	Michael EVANS	4:32.795	4:33.783	0.988
22	20	Michael EVANS	2:02.902	17	Gary McCOY	1:25.128	22	111	Brian McCORMACK	4:34.702	4:35.169	0.467
23	17	Gary McCOY	2:03.157	91	Julian TRUMMER	1:25.376	23	17	Gary McCOY	4:35.034	4:35.622	0.588
24	111	Brian McCORMACK	2:03.417	111	Brian McCORMACK	1:25.692	24	15	Nathan HARRISON	4:35.605	4:36.229	0.624
25	15	Nathan HARRISON	2:03.500	15	Nathan HARRISON	1:25.832	25	48	Eddy FERRE	4:35.717	4:36.350	0.633
26	66	Ryan GIBSON	2:03.565	66	Ryan GIBSON	1:26.000	26	91	Julian TRUMMER	4:36.300	4:36.794	0.494
27	91	Julian TRUMMER	2:04.047	174	Laurent HOFFMANN	1:26.119	27	66	Ryan GIBSON	4:36.423	4:36.828	0.405
28	174	Laurent HOFFMANN	2:04.593	78	Emmet O'GRADY	1:26.216	28	174	Laurent HOFFMANN	4:36.938	4:37.382	0.444
29	32	Luca GOTTARDI	2:04.641	25	Amalric BLANC	1:26.385	29	25	Amalric BLANC	4:38.388	4:38.388	0.000
30	25	Amalric BLANC	2:04.677	48	Eddy FERRE	1:26.456	30	32	Luca GOTTARDI	4:38.975	4:39.557	0.582
31	45	James CHAWKE	2:05.039	32	Luca GOTTARDI	1:26.834	31	78	Emmet O'GRADY	4:40.142	4:40.142	0.000
32	36	Jonathan GOETSCHY	2:05.765	36	Jonathan GOETSCHY	1:27.333	32	36	Jonathan GOETSCHY	4:40.768	4:40.850	0.082
33	78	Emmet O'GRADY	2:06.422	119	Kris DUNCAN	1:27.501	33	45	James CHAWKE	4:41.196	4:42.355	1.159
34	56	Ryan WHITEHALL	2:06.488	21	Phil STEWART	1:27.621	34	119	Kris DUNCAN	4:42.532	4:43.070	0.538
35	119	Kris DUNCAN	2:06.548	39	Martin MORRIS	1:28.049	35	56	Ryan WHITEHALL	4:43.135	4:43.262	0.127
36	21	Phil STEWART	2:07.347	45	James CHAWKE	1:28.111	36	21	Phil STEWART	4:43.847	4:43.847	0.000
37	10	Marty LENNON	2:07.981	56	Ryan WHITEHALL	1:29.085	37	39	Martin MORRIS	4:44.801	4:46.139	1.338
38	39	Martin MORRIS	2:08.099	43	Sam JOHNSON	1:29.250	38	10	Marty LENNON	4:46.548	4:46.854	0.306
39	43	Sam JOHNSON	2:09.665	10	Marty LENNON	1:29.579	39	43	Sam JOHNSON	4:49.497	4:50.707	1.210
40	54	Paul CASSIDY	2:10.390	12	Kevin KEYES	1:30.207	40	54	Paul CASSIDY	4:51.515	4:52.138	0.623
41	58	Paul WILLIAMS	2:10.525	58	Paul WILLIAMS	1:30.805	41	44	Liam CHAWKE	4:54.939	4:54.967	0.028
42	44	Liam CHAWKE	2:12.373	54	Paul CASSIDY	1:31.019	42	88	Sean McTAGGART	4:55.207	4:55.207	0.000
43	88	Sean McTAGGART	2:12.415	44	Liam CHAWKE	1:31.257	43	58	Paul WILLIAMS	4:51.330	4:57.086	5.756
44	19	Jean Pierre POLET	2:12.437	88	Sean McTAGGART	1:31.483	44	55	Donald MacFADYEN	4:57.385	4:57.458	0.073
45	55	Donald MacFADYEN	2:12.719	19	Jean Pierre POLET	1:31.586	45	19	Jean Pierre POLET	4:55.662	4:58.018	2.356
46	90	Craig KENNELLY	2:14.695	90	Craig KENNELLY	1:31.940	46	90	Craig KENNELLY	4:57.936	4:59.190	1.254
47	93	Paul CRANSTON	2:15.011	55	Donald MacFADYEN	1:32.045	47	93	Paul CRANSTON	5:01.596	5:02.659	1.063
48	69	Brad CLARKE	2:15.592	69	Brad CLARKE	1:34.035	48	69	Brad CLARKE	5:02.005	5:03.042	1.037
49	143	Stephen DEGNAN	2:16.508	93	Paul CRANSTON	1:34.503	49	143	Stephen DEGNAN	5:07.572	5:08.245	0.673
				143	Stephen DEGNAN	1:36.160						



BRIGGS EQUIPMENT NORTH WEST 2000

SUPERBIKE

Q2: Second Qualifying

Thursday, 09 May 2024



NW200

SPEED TRAP ON APPROACH TO UNIVERSITY

Class	No/Name	Fastest	Lap 1	Lap 2	Lap 3	Lap 4	Lap 5	Lap 6	Lap 7	Lap 8	Lap 9	Lap 10	Lap 11	Lap 12
SBK	74 Davey TODD	209.8	206.5	207.8	207.8	205.9	207.2	199.2	209.8	198.6	206.5	202.8		
SBK	1 Glenn IRWIN	207.2	173.1	192.4	207.2	205.9	205.9	204.7	206.5	204.0	175.8	205.9	202.2	
SBK	4 Michael RUTTER	206.5	206.5	204.0	198.0	195.2	189.7	181.0	179.1					
SBK	8 Ian HUTCHINSON	205.3	188.6	205.3	195.2	196.3	194.0	196.3	198.6	201.6				
SBK	5 Dean HARRISON	205.3	199.2	205.3	204.0	205.3	202.2	202.8	202.2	202.8	196.9	201.6		
SBK	96 Dom HERBERTSON	204.7	168.3	186.0	193.5	201.0	198.6	204.7	198.0	204.0	199.2	199.8		
SBK	24 Conor CUMMINS	204.7	199.8	201.0	201.0	203.4	199.8	198.6	204.7	200.4	198.6	191.3		
SBK	60 Peter HICKMAN	203.4	188.1	203.4	198.6	198.0	198.6	200.4	202.2					
SBK	6 Michael DUNLOP	202.8	202.2	201.6	202.2	201.0	202.8	198.0	202.8	202.8	202.2			
SBK	38 Erno KOSTAMO	202.2	188.1	202.2	201.6	200.4	191.8	188.1	187.6	184.0	198.6			
SBK	231 Marcus SIMPSON	201.0	198.0	198.6	196.9	201.0	198.0	194.0	195.2	196.3	195.2	193.5	190.2	187.6
SBK	16 Mike BROWNE	200.4	189.7	199.8	199.8	200.4	198.6	198.6	198.6	197.5	197.5			
SBK	65 Michael SWEENEY	200.4	189.1	200.4	199.2	199.2								
SBK	22 Paul JORDAN	200.4	187.0	200.4	197.5	189.1	192.4	200.4	197.5	197.5				
SBK	2 John McGUINNESS	199.8	194.6	199.8	195.7	184.0	197.5	197.5	198.6	198.0	192.9	196.9	174.4	
SBK	7 Sam WEST	199.8	198.0	197.5	199.8	198.0								
SBK	23 David JOHNSON	199.8	173.1	199.8	199.2	198.0	196.3	197.5	196.3	196.9	195.7	195.2		
SBK	9 Craig NEVE	199.2	199.2	194.0	198.6	192.4	196.3	196.9	196.3	196.9	196.9	195.7		
SBK	39 Martin MORRIS	199.2	198.6	199.2	195.7	198.0								
SBK	37 James HILLIER	199.2	179.5	189.1	196.9	193.5	198.6	196.9	196.3	199.2	195.7			
SBK	17 Gary McCOY	198.0	165.4	198.0	194.0	190.7	189.1	191.3	191.8	186.5	194.0			
SBK	36 Jonathan GOETSCHY	196.3	193.5	195.7	195.2	194.0	194.0	193.5	196.3					
SBK	48 Eddy FERRE	195.7	165.8	195.7	193.5	194.0	186.0	188.1	189.1	189.7	192.4	190.7	189.1	
SBK	15 Nathan HARRISON	195.7	195.7	190.7	194.0	194.6	191.8							
SBK	111 Brian McCORMACK	195.2	168.7	191.8	195.2	189.7	191.8	191.8	187.6	193.5	190.7	189.1		
SBK	20 Michael EVANS	195.2	182.0	195.2	194.0	194.0	192.4	191.8	193.5	191.8	189.7			
SBK	91 Julian TRUMMER	195.2	188.6	195.2	187.0	194.0	192.4	191.3	191.3	191.8	192.9	190.7	190.7	
SBK	56 Ryan WHITEHALL	194.6	180.5	189.7	194.6	191.8	189.7	190.7						
SBK	156 Adam McLEAN	194.0	166.7	191.8	190.2	188.6	190.7	191.3	192.4	194.0	192.4			
SBK	25 Amalric BLANC	192.9	171.3	183.0	192.9	192.4	188.6	186.0	189.1					
SBK	32 Luca GOTTARDI	192.9	175.3	190.7	192.4	182.5	191.8	189.7	192.9	165.0				
SBK	174 Laurent HOFFMANN	191.8	159.2	189.7	191.3	187.6	189.7	191.8	183.5	190.2	182.0			
SBK	21 Phil STEWART	191.3	186.5	189.1	191.3	189.7	190.2							
SBK	66 Ryan GIBSON	191.3	163.4	191.3	187.0	185.0	186.0	187.6	189.7	187.6	185.5			
SBK	10 Marty LENNON	190.7	185.0	172.2	190.7	189.7	178.1	183.0	187.6	158.4				
SBK	44 Liam CHAWKE	188.6	188.1	187.6	188.6	188.1	186.0	187.0	187.6	185.0	180.0	181.5		
SBK	119 Kris DUNCAN	188.6	176.7	188.6	186.5	186.5	187.6	185.5	187.0	187.6	184.0			
SBK	45 James CHAWKE	188.1	178.6	188.1	186.5	186.0	185.0	184.5	183.5	182.5	178.6	185.0		
SBK	58 Paul WILLIAMS	187.6	184.5	187.6	184.0	185.5	184.5	179.5						
SBK	43 Sam JOHNSON	187.6	186.0	187.6	186.0	161.9	186.0	185.5	184.0	183.5	176.7			
SBK	78 Emmet O'GRADY	186.0	176.3	186.0	180.0	182.0	185.0	174.4	182.0	181.0	177.7			
SBK	88 Sean McTAGGART	185.5	185.0	185.0	185.5	176.7	173.1							
SBK	55 Donald MacFADYEN	184.0	180.0	184.0	181.5	184.0								
SBK	54 Paul CASSIDY	183.5	182.5	183.5	183.5	177.7	179.1	177.7	179.1	179.1	175.8			
SBK	19 Jean Pierre POLET	182.5	162.2	174.9	180.5	178.6	182.5	178.6	182.5					
SBK	12 Kevin KEYES	180.5	180.5											
SBK	90 Craig KENNELLY	178.6	171.3	178.6	177.2	178.6	178.1	174.4	172.2	175.8	177.7	178.6		
SBK	93 Paul CRANSTON	176.7	173.5	176.7	173.1	172.2								
SBK	69 Brad CLARKE	175.3	174.0	173.5	171.8	170.5	172.6	171.3	173.5	175.3	170.5			
SBK	143 Stephen DEGNAN	174.4	167.1	161.9	163.8	167.5	165.0	163.4	174.4	165.8	174.0	169.2		



-----Best Time / Qual Laps-----
 Pos Class No Name Session A Session B Overall Best Time / Speed / Total Qual Laps

Qualifying Classification

1	SBK	1	Glenn IRWIN	4:18.553	9	4:16.433	8	4:16.433	125.928	17
2	SBK	74	Davey TODD	4:19.910	11	4:18.663	9	4:18.663	124.842	20
3	SBK	6	Michael DUNLOP	4:22.814	5	4:20.933	6	4:20.933	123.756	11
4	SBK	5	Dean HARRISON	4:25.219	10	4:22.315	8	4:22.315	123.104	18
5	SBK	60	Peter HICKMAN	4:25.023	7	4:22.411	5	4:22.411	123.059	12
6	SBK	24	Conor CUMMINS	4:32.924	6	4:24.249	8	4:24.249	122.203	14
7	SBK	2	John McGUINNESS	4:29.706	8	4:26.115	9	4:26.115	121.346	17
8	SBK	37	James HILLIER	4:32.014	8	4:26.900	8	4:26.900	120.989	16
9	SBK	22	Paul JORDAN	4:33.970	9	4:28.926	7	4:28.926	120.078	16
10	SBK	8	Ian HUTCHINSON	4:29.182	8	4:32.180	4	4:29.182	119.963	12
11	SBK	38	Erno KOSTAMO	4:32.482	7	4:29.577	7	4:29.577	119.788	14
12	SBK	156	Adam McLEAN	4:35.503	6	4:30.071	6	4:30.071	119.569	12
13	SBK	96	Dom HERBERTSON	4:34.977	5	4:30.773	9	4:30.773	119.259	14
14	SBK	4	Michael RUTTER	4:38.617	3	4:31.341	5	4:31.341	119.009	8
15	SBK	9	Craig NEVE	4:37.433	7	4:32.614	8	4:32.614	118.453	15
16	SBK	16	Mike BROWNE	4:44.620	2	4:32.654	6	4:32.654	118.436	8
17	SBK	23	David JOHNSON	4:36.802	5	4:32.998	8	4:32.998	118.287	13
18	SBK	7	Sam WEST	4:37.136	9	4:33.160	3	4:33.160	118.216	12
19	SBK	231	Marcus SIMPSON	4:45.119	6	4:33.464	10	4:33.464	118.085	16
20	SBK	65	Michael SWEENEY	4:35.728	4	4:33.466	2	4:33.466	118.084	6
21	SBK	20	Michael EVANS	4:38.941	4	4:33.783	6	4:33.783	117.947	10
22	SBK	111	Brian McCORMACK	4:44.543	5	4:35.169	8	4:35.169	117.353	13
23	SBK	17	Gary McCOY	-----		4:35.622	8	4:35.622	117.160	8
24	SBK	15	Nathan HARRISON	4:40.794	8	4:36.229	3	4:36.229	116.903	11
25	SBK	48	Eddy FERRE	4:45.202	5	4:36.350	9	4:36.350	116.852	14
26	SBK	91	Julian TRUMMER	4:44.766	5	4:36.794	9	4:36.794	116.664	14
27	SBK	66	Ryan GIBSON	4:42.972	7	4:36.828	7	4:36.828	116.650	14
28	SBK	174	Laurent HOFFMANN	4:53.679	4	4:37.382	6	4:37.382	116.417	10
29	SBK	25	Amalric BLANC	4:50.520	5	4:38.388	5	4:38.388	115.996	10
30	SBK	18	Lukas MAURER	4:38.990	8	-----		4:38.990	115.746	8
31	SBK	32	Luca GOTTARDI	4:49.706	5	4:39.557	5	4:39.557	115.511	10
32	SBK	78	Emmet O'GRADY	4:46.055	5	4:40.142	5	4:40.142	115.270	10
33	SBK	36	Jonathan GOETSCHY	4:46.658	6	4:40.850	6	4:40.850	114.980	12
34	SBK	45	James CHAWKE	4:47.062	8	4:42.355	8	4:42.355	114.367	16
35	SBK	119	Kris DUNCAN	4:49.903	6	4:43.070	7	4:43.070	114.078	13
36	SBK	56	Ryan WHITEHALL	4:50.057	3	4:43.262	3	4:43.262	114.000	6
37	SBK	21	Phil STEWART	4:49.823	6	4:43.847	3	4:43.847	113.766	9
38	SBK	39	Martin MORRIS	4:55.774	4	4:46.139	1	4:46.139	112.854	5
39	SBK	10	Marty LENNON	4:49.283	6	4:46.854	4	4:46.854	112.573	10
40	SBK	46	Anthony REDMOND	4:48.570	5	-----		4:48.570	111.904	5
41	SBK	43	Sam JOHNSON	5:00.054	1	4:50.707	5	4:50.707	111.081	6
42	SBK	54	Paul CASSIDY	5:11.580	0	4:52.138	7	4:52.138	110.537	7
43	SBK	44	Liam CHAWKE	5:02.218	7	4:54.967	7	4:54.967	109.477	14
44	SBK	58	Paul WILLIAMS	4:55.027	6	4:57.086	2	4:55.027	109.454	8
45	SBK	88	Sean McTAGGART	5:02.725	2	4:55.207	2	4:55.207	109.388	4
46	SBK	19	Jean Pierre POLET	4:57.336	3	4:58.018	3	4:57.336	108.604	6
47	SBK	55	Donald MacFADYEN	5:10.548	0	4:57.458	2	4:57.458	108.560	2
48	SBK	90	Craig KENNELLY	5:19.305	0	4:59.190	6	4:59.190	107.931	6
49	SBK	93	Paul CRANSTON	5:09.650	1	5:02.659	3	5:02.659	106.694	4
50	SBK	69	Brad CLARKE	5:11.107	0	5:03.042	4	5:03.042	106.559	4
51	SBK	109	Neil KERNOHAN	5:03.475	2	-----		5:03.475	106.407	2

Non Qualifiers

SBK	143	Stephen DEGNAN	5:19.160	0	5:08.245	0				0
SBK	64	Don GILBERT	6:57.281	0	-----					0
SBK	12	Kevin KEYES	5:22.282	0	6:41.172	0				0
SBK	85	Olivier LUPBERGER	5:13.529	0	-----					0

Provisional result to be confirmed by the Stewards of the Meeting subject to completion of technical inspections & the time limit for protests

Page 1 / 1

Circuit	The Triangle	Signed		Organising Club	Coleraine & D MC
Length(miles)	8.9700 Lap 1 (8.8300)		Chief Timekeeper		
Weather		Issued At:			
Track					



SUPERBIKE



RACE NUMBER:

1 (THU) & 2 (SAT) & 6 (SAT)

GROUP: A

[]

[]

[]

66
GIBSON

91
TRUMMER

48
FERRE

ROW 9

15
N HARRISON

17
McCOY

111
McCORMACK

ROW 8

20
EVANS

65
SWEENEY

231
SIMPSON

ROW 7

7
WEST

23
D JOHNSON

16
BROWNE

ROW 6

9
NEVE

4
RUTTER

96
HERBERTSON

ROW 5

156
McLEAN

38
KOSTAMO

8
HUTCHINSON

ROW 4

22
JORDAN

37
HILLIER

2
McGUINNESS

ROW 3

24
CUMMINS

60
HICKMAN

5
D HARRISON

ROW 2

6
DUNLOP

74
TODD

1
IRWIN

ROW 1

POLE



SUPERBIKE



RACE NUMBER:

1 (THU) & 2 (SAT) & 6 (SAT)

GROUP: B

[Empty Box]

[Empty Box]

[Empty Box]

12
KEYES

143
DEGNAN

85
LUPBERGER

ROW 18

109
KERNOHAN

69
CLARKE

93
CRANSTON

ROW 17

90
KENNELLY

55
MacFADYEN

19
POLET

ROW 16

88
McTAGGART

58
WILLIAMS

44
L CHAWKE

ROW 15

54
CASSIDY

43
S JOHNSON

46
REDMOND

ROW 14

10
LENNON

39
MORRIS

21
STEWART

ROW 13

56
WHITEHALL

119
DUNCAN

45
J CHAWKE

ROW 12

36
GOETSCHY

78
O'GRADY

32
GOTTARDI

ROW 11

18
MAURER

25
BLANC

174
HOFFMANN

ROW 10

BRIGGS EQUIPMENT NORTH WEST 200

SUPERBIKE

Race 1 - Briggs Equipment Superbike

Thursday, 09 May 2024



Pos	Class	No	Name	Machine / Sponsor	Gp	Laps	Total Time	Behind	Speed	-----Best Lap-----		
										Time	Speed	On
Race Classification												
1	SBK	1	Glenn IRWIN	Ducati - Hager PBM Ducati	a	4	17:06.551		125.336	4:16.737	125.779	2
2	SBK	74	Davey TODD	BMW - Milwaukee BMW	a	4	17:09.096	2.545	125.026	4:16.953	125.673	2
3	SBK	6	Michael DUNLOP	Honda - MasterMac Honda by Hawk Racing	a	4	17:23.337	16.786	123.320	4:20.778	123.829	4
4	SBK	60	Peter HICKMAN	BMW - PHR Performance	a	4	17:23.781	17.230	123.267	4:20.703	123.865	4
5	SBK	5	Dean HARRISON	Honda - Honda Racing UK	a	4	17:24.837	18.286	123.143	4:22.021	123.242	4
6	SBK	24	Conor CUMMINS	Honda - Milenco by Padgett's Motorcycles	a	4	17:41.060	34.509	121.260	4:24.553	122.062	4
7	SBK	2	John McGUINNESS	Honda - Honda Racing UK	a	4	17:41.724	35.173	121.184	4:24.670	122.009	4
8	SBK	37	James HILLIER	Honda - WTF Racing	a	4	17:42.112	35.561	121.140	4:24.235	122.209	4
9	SBK	22	Paul JORDAN	Honda - Jackson Racing by Prosper2	a	4	17:51.726	45.175	120.053	4:26.949	120.967	3
10	SBK	38	Erno KOSTAMO	BMW - 38 Motorsport ny Penz13	a	4	17:52.946	46.395	119.917	4:28.153	120.424	4
11	SBK	9	Craig NEVE	Honda - Bathams Racing	a	4	18:00.658	54.107	119.061	4:30.076	119.566	3
12	SBK	8	Ian HUTCHINSON	Honda - Milenco by Padgett's Motorcycles	a	4	18:03.243	56.692	118.777	4:31.387	118.989	2
13	SBK	7	Sam WEST	BMW - Moto-Hub.co.uk	a	4	18:06.846	1:00.295	118.383	4:30.661	119.308	2
14	SBK	23	David JOHNSON	Kawasaki - Platinum Club Racing Kawasaki	a	4	18:07.753	1:01.202	118.284	4:31.850	118.786	2
15	SBK	25	Amalric BLANC	Honda - Team B&M / HML	b	4	18:28.788	1:22.237	116.040	4:37.681	116.292	2
16	SBK	91	Julian TRUMMER	Honda - Jackson Racing by Prosper2	a	4	18:36.809	1:30.258	115.207	4:37.529	116.355	2
17	SBK	48	Eddy FERRE	BMW - Optimark Road Racing	a	4	18:37.188	1:30.637	115.168	4:37.103	116.534	2
18	SBK	174	Laurent HOFFMANN	BMW - Hoffmann by MRP	b	4	18:37.483	1:30.932	115.137	4:39.530	115.522	2
19	SBK	32	Luca GOTTARDI	BMW - Penz13 Racing Team by Cerin	b	4	18:37.841	1:31.290	115.100	4:39.267	115.631	2
20	SBK	78	Emmet O'GRADY	Honda - TAG Racing	b	4	18:40.331	1:33.780	114.845	4:38.853	115.803	2
21	SBK	45	James CHAWKE	Suzuki - Chawkie Racing SC	b	4	18:41.023	1:34.472	114.774	4:39.307	115.615	3
22	SBK	119	Kris DUNCAN	Yamaha - KD/TCC Racing/NSB Contracts	b	4	18:50.638	1:44.087	113.798	4:41.738	114.617	3
23	SBK	39	Martin MORRIS	Honda	b	4	19:07.062	2:00.511	112.168	4:45.139	113.250	3
24	SBK	10	Marty LENNON	Yamaha - ML Designs	b	4	19:17.328	2:10.777	111.173	4:46.857	112.572	4
25	SBK	88	Sean McTAGGART	BMW - SDM Racing	b	4	19:26.493	2:19.942	110.300	4:51.714	110.697	3
26	SBK	44	Liam CHAWKE	Suzuki - Chawkie Racing SC	b	4	19:35.885	2:29.334	109.419	4:52.853	110.267	2
27	SBK	93	Paul CRANSTON	Suzuki - P & J Fuel Haulage	b	4	19:55.697	2:49.146	107.606	4:57.689	108.476	2
28	SBK	19	Jean Pierre POLET	BMW - Road's Warrior	b	4	20:00.549	2:53.998	107.171	4:57.739	108.457	2
29	SBK	90	Craig KENNELLY	Kawasaki - Residio Racing	b	4	20:08.473	3:01.922	106.468	4:59.792	107.715	2
30	SBK	55	Donald MacFADYEN	Yamaha - MacFadyen Racing	b	4	20:18.476	3:11.925	105.594	5:03.277	106.477	3
31	SBK	69	Brad CLARKE	Suzuki - Powerslide Racing Suzuki	b	4	20:22.268	3:15.717	105.267	5:02.054	106.908	3

Fastest Lap / New Lap Record 125.779 mph (Previously 124.799 mph)


SBK	1	Glenn IRWIN	Ducati - Hager PBM Ducati							4:16.737	125.779	2
-----	---	-------------	---------------------------	--	--	--	--	--	--	----------	---------	---

Not Classified

DNF	SBK	96	Dom HERBERTSON	BMW - Burrows by RK Racing	a	3	13:38.293		117.772	4:30.063	119.572	3
DNF	SBK	66	Ryan GIBSON	BMW - Gibson Motors/A G Wilson	a	3	13:46.196		116.645	4:36.278	116.882	2
DNF	SBK	15	Nathan HARRISON	Honda - Honda Racing UK	a	3	13:49.277		116.212	4:31.679	118.861	2
DNF	SBK	111	Brian McCORMACK	BMW - Roadhouse Macau by FHO	a	3	13:52.718		115.732	4:36.441	116.813	2
DNF	SBK	17	Gary McCOY	BMW - MadBros Racing	a	2	9:32.474		111.935	4:36.367	116.845	2
DNF	SBK	56	Ryan WHITEHALL	Yamaha - WR Racing	b	2	9:43.201		109.876	4:55.513	109.274	2
DNF	SBK	43	Sam JOHNSON	Suzuki	b	1	4:48.383		110.228			
DNF	SBK	36	Jonathan GOETSCHY	BMW - Optimark Road Racing	b	1	5:20.445		99.200			

Provisional result to be confirmed by the Stewards of the Meeting subject to completion of technical inspections & the time limit for protests

Page 1 / 1

Circuit	The Triangle	Signed		Organising Club	Coleraine & D MC
Length(miles)	8.9700 Lap 1 (8.8300)		Chief Timekeeper	Race Started	17:41
Weather	Cloudy	Issued At:	18:11	Gp Time Diff - b	55.11
Track	Dry, 26°C				



SUPERBIKE

Race 1 - Briggs Equipment Superbike

Thursday, 09 May 2024

DETAILED SECTOR ANALYSIS

SBK

Race Classification

Position

1 Glenn IRWIN

Total Time **17:06.551** Avg Speed **125.336** Behind **18.286**
 Best Time **4:16.737** Best Speed **125.779** On **2** Gp **a**

Lap	Lap Time	Lap Speed	Sector 1	Sector 2	Sector 3	Speed Trap
1	4:14.162	125.070		1:19.819	1:02.126	207.2
2	4:16.737	125.779	1:54.639	1:20.041	1:02.057	207.8
3	4:17.395	125.457	1:54.945	1:20.573	1:01.877	209.8
4	4:18.257	125.038	1:55.936	1:19.951	1:02.370	204.7
<i>Ideal</i>	<i>4:16.335</i>	<i>125.976</i>	<i>1:54.639</i>	<i>1:19.819</i>	<i>1:01.877</i>	<i>209.8</i>

2 74 Davey TODD

Total Time **17:09.096** Avg Speed **125.026** Behind **2.545**
 Best Time **4:16.953** Best Speed **125.673** On **2** Gp **a**

Lap	Lap Time	Lap Speed	Sector 1	Sector 2	Sector 3	Speed Trap
1	4:13.791	125.253		1:19.976	1:02.103	207.8
2	4:16.953	125.673	1:54.612	1:20.102	1:02.239	208.5
3	4:17.771	125.274	1:54.816	1:20.551	1:02.404	207.2
4	4:20.581	123.923	1:56.010	1:20.121	1:04.450	199.8
<i>Ideal</i>	<i>4:16.691</i>	<i>125.801</i>	<i>1:54.612</i>	<i>1:19.976</i>	<i>1:02.103</i>	<i>208.5</i>

3 6 Michael DUNLOP

Total Time **17:23.337** Avg Speed **123.320** Behind **16.786**
 Best Time **4:20.778** Best Speed **123.829** On **4** Gp **a**

Lap	Lap Time	Lap Speed	Sector 1	Sector 2	Sector 3	Speed Trap
1	4:18.375	123.030		1:20.997	1:03.061	201.0
2	4:21.794	123.349	1:57.571	1:21.363	1:02.860	202.8
3	4:22.390	123.069	1:57.640	1:21.436	1:03.314	202.2
4	4:20.778	123.829	1:56.692	1:21.358	1:02.728	202.2
<i>Ideal</i>	<i>4:20.417</i>	<i>124.001</i>	<i>1:56.692</i>	<i>1:20.997</i>	<i>1:02.728</i>	<i>202.8</i>

4 60 Peter HICKMAN

Total Time **17:23.781** Avg Speed **123.267** Behind **17.230**
 Best Time **4:20.703** Best Speed **123.865** On **4** Gp **a**

Lap	Lap Time	Lap Speed	Sector 1	Sector 2	Sector 3	Speed Trap
1	4:19.750	122.379		1:21.496	1:02.907	203.4
2	4:21.542	123.468	1:57.523	1:21.527	1:02.492	200.4
3	4:21.786	123.353	1:57.186	1:21.640	1:02.960	204.0
4	4:20.703	123.865	1:56.658	1:21.832	1:02.213	204.0
<i>Ideal</i>	<i>4:20.367</i>	<i>124.025</i>	<i>1:56.658</i>	<i>1:21.496</i>	<i>1:02.213</i>	<i>204.0</i>

Race Classification

Position

5 Dean HARRISON

Total Time **17:24.837** Avg Speed **123.143** Behind **18.286**
 Best Time **4:22.021** Best Speed **123.242** On **4** Gp **a**

Lap	Lap Time	Lap Speed	Sector 1	Sector 2	Sector 3	Speed Trap
1	4:17.494	123.451		1:21.113	1:02.800	205.3
2	4:23.178	122.700	1:57.845	1:22.391	1:02.942	202.8
3	4:22.144	123.184	1:57.334	1:21.640	1:03.170	203.4
4	4:22.021	123.242	1:56.635	1:21.935	1:03.451	205.3
<i>Ideal</i>	<i>4:20.548</i>	<i>123.939</i>	<i>1:56.635</i>	<i>1:21.113</i>	<i>1:02.800</i>	<i>205.3</i>

6 24 Conor CUMMINS

Total Time **17:41.060** Avg Speed **121.260** Behind **34.509**
 Best Time **4:24.553** Best Speed **122.062** On **4** Gp **a**

Lap	Lap Time	Lap Speed	Sector 1	Sector 2	Sector 3	Speed Trap
1	4:23.804	120.499		1:23.257	1:04.115	196.3
2	4:26.343	121.242	1:58.872	1:23.473	1:03.998	201.0
3	4:26.360	121.234	1:59.324	1:23.358	1:03.678	201.0
4	4:24.553	122.062	1:58.609	1:22.635	1:03.309	199.8
<i>Ideal</i>	<i>4:24.553</i>	<i>122.062</i>	<i>1:58.609</i>	<i>1:22.635</i>	<i>1:03.309</i>	<i>201.0</i>

7 2 John McGUINNESS

Total Time **17:41.724** Avg Speed **121.184** Behind **35.173**
 Best Time **4:24.670** Best Speed **122.009** On **4** Gp **a**

Lap	Lap Time	Lap Speed	Sector 1	Sector 2	Sector 3	Speed Trap
1	4:23.319	120.720		1:23.526	1:03.889	200.4
2	4:27.563	120.689	1:59.743	1:23.687	1:04.133	196.9
3	4:26.172	121.320	1:58.963	1:23.428	1:03.781	199.8
4	4:24.670	122.009	1:58.521	1:22.562	1:03.587	196.9
<i>Ideal</i>	<i>4:24.670</i>	<i>122.009</i>	<i>1:58.521</i>	<i>1:22.562</i>	<i>1:03.587</i>	<i>200.4</i>

8 37 James HILLIER

Total Time **17:42.112** Avg Speed **121.140** Behind **35.561**
 Best Time **4:24.235** Best Speed **122.209** On **4** Gp **a**

Lap	Lap Time	Lap Speed	Sector 1	Sector 2	Sector 3	Speed Trap
1	4:24.260	120.291		1:23.157	1:04.257	197.5
2	4:26.932	120.975	1:59.347	1:23.727	1:03.858	200.4
3	4:26.685	121.087	1:59.331	1:23.783	1:03.571	201.0
4	4:24.235	122.209	1:58.362	1:22.552	1:03.321	200.4
<i>Ideal</i>	<i>4:24.235</i>	<i>122.209</i>	<i>1:58.362</i>	<i>1:22.552</i>	<i>1:03.321</i>	<i>201.0</i>

SUPERBIKE

Race 1 - Briggs Equipment Superbike

Thursday, 09 May 2024

DETAILED SECTOR ANALYSIS

Race Classification

Position

9 **22 Paul JORDAN**
 Total Time **17:51.726** Avg Speed **120.053** Behind **45.175**
 Best Time **4:26.949** Best Speed **120.967** On **3** Gp **a**

Lap	Lap Time	Lap Speed	Sector 1	Sector 2	Sector 3	Speed Trap
1	4:28.632	118.333		1:24.251	1:05.021	199.2
2	4:27.722	120.618	1:59.154	1:23.544	1:05.024	198.6
3	4:26.949	120.967	1:59.088	1:23.590	1:04.271	196.9
4	4:28.423	120.303	1:59.665	1:24.058	1:04.700	196.9
<i>Ideal</i>	<i>4:26.903</i>	<i>120.988</i>	<i>1:59.088</i>	<i>1:23.544</i>	<i>1:04.271</i>	<i>199.2</i>

10 38 Erno KOSTAMO

Total Time **17:52.946** Avg Speed **119.917** Behind **46.395**
 Best Time **4:28.153** Best Speed **120.424** On **4** Gp **a**

Lap	Lap Time	Lap Speed	Sector 1	Sector 2	Sector 3	Speed Trap
1	4:26.479	119.289		1:23.156	1:05.196	204.7
2	4:30.133	119.541	1:59.752	1:24.599	1:05.782	198.0
3	4:28.181	120.411	2:00.146	1:23.665	1:04.370	199.8
4	4:28.153	120.424	1:59.977	1:23.638	1:04.538	198.0
<i>Ideal</i>	<i>4:27.278</i>	<i>120.818</i>	<i>1:59.752</i>	<i>1:23.156</i>	<i>1:04.370</i>	<i>204.7</i>

11 9 Craig NEVE

Total Time **18:00.658** Avg Speed **119.061** Behind **54.107**
 Best Time **4:30.076** Best Speed **119.566** On **3** Gp **a**

Lap	Lap Time	Lap Speed	Sector 1	Sector 2	Sector 3	Speed Trap
1	4:28.366	118.450		1:24.170	1:04.934	205.9
2	4:30.272	119.480	2:00.392	1:24.105	1:05.775	200.4
3	4:30.076	119.566	2:00.666	1:23.856	1:05.554	201.0
4	4:31.944	118.745	2:01.105	1:24.389	1:06.450	198.6
<i>Ideal</i>	<i>4:29.182</i>	<i>119.963</i>	<i>2:00.392</i>	<i>1:23.856</i>	<i>1:04.934</i>	<i>205.9</i>

12 8 Ian HUTCHINSON

Total Time **18:03.243** Avg Speed **118.777** Behind **56.692**
 Best Time **4:31.387** Best Speed **118.989** On **2** Gp **a**

Lap	Lap Time	Lap Speed	Sector 1	Sector 2	Sector 3	Speed Trap
1	4:26.307	119.366		1:23.314	1:05.256	208.5
2	4:31.387	118.989	2:01.032	1:24.429	1:05.926	206.5
3	4:34.028	117.842	2:00.649	1:23.884	1:09.495	207.2
4	4:31.521	118.930	2:01.052	1:24.088	1:06.381	204.0
<i>Ideal</i>	<i>4:29.219</i>	<i>119.947</i>	<i>2:00.649</i>	<i>1:23.314</i>	<i>1:05.256</i>	<i>208.5</i>

Race Classification

Position

13 **7 Sam WEST**
 Total Time **18:06.846** Avg Speed **118.383** Behind **1:00.295**
 Best Time **4:30.661** Best Speed **119.308** On **2** Gp **a**

Lap	Lap Time	Lap Speed	Sector 1	Sector 2	Sector 3	Speed Trap
1	4:33.787	116.105		1:24.582	1:05.578	191.3
2	4:30.661	119.308	2:01.076	1:24.398	1:05.187	201.0
3	4:31.644	118.876	2:01.307	1:24.844	1:05.493	201.0
4	4:30.754	119.267	2:01.154	1:24.054	1:05.546	199.2
<i>Ideal</i>	<i>4:30.317</i>	<i>119.460</i>	<i>2:01.076</i>	<i>1:24.054</i>	<i>1:05.187</i>	<i>201.0</i>

14 23 David JOHNSON

Total Time **18:07.753** Avg Speed **118.284** Behind **1:01.202**
 Best Time **4:31.850** Best Speed **118.786** On **2** Gp **a**

Lap	Lap Time	Lap Speed	Sector 1	Sector 2	Sector 3	Speed Trap
1	4:29.959	117.751		1:24.491	1:04.914	199.2
2	4:31.850	118.786	2:02.031	1:24.551	1:05.268	197.5
3	4:32.352	118.567	2:01.906	1:24.903	1:05.543	198.6
4	4:33.592	118.030	2:02.118	1:25.257	1:06.217	195.2
<i>Ideal</i>	<i>4:31.311</i>	<i>119.022</i>	<i>2:01.906</i>	<i>1:24.491</i>	<i>1:04.914</i>	<i>199.2</i>

15 25 Amalric BLANC

Total Time **18:28.788** Avg Speed **116.040** Behind **1:22.237**
 Best Time **4:37.681** Best Speed **116.292** On **2** Gp **b**

Lap	Lap Time	Lap Speed	Sector 1	Sector 2	Sector 3	Speed Trap
1	4:32.855	116.501		1:26.616	1:05.624	192.9
2	4:37.681	116.292	2:05.004	1:26.496	1:06.181	190.7
3	4:39.563	115.509	2:05.743	1:27.218	1:06.602	191.3
4	4:38.689	115.871	2:05.395	1:26.235	1:07.059	192.4
<i>Ideal</i>	<i>4:36.863</i>	<i>116.635</i>	<i>2:05.004</i>	<i>1:26.235</i>	<i>1:05.624</i>	<i>192.9</i>

16 91 Julian TRUMMER

Total Time **18:36.809** Avg Speed **115.207** Behind **1:30.258**
 Best Time **4:37.529** Best Speed **116.355** On **2** Gp **a**

Lap	Lap Time	Lap Speed	Sector 1	Sector 2	Sector 3	Speed Trap
1	4:37.678	114.478		1:25.692	1:06.679	180.5
2	4:37.529	116.355	2:03.554	1:26.903	1:07.072	195.7
3	4:42.991	114.110	2:04.576	1:26.855	1:11.560	194.6
4	4:38.611	115.904	2:04.744	1:26.820	1:07.047	190.7
<i>Ideal</i>	<i>4:35.925</i>	<i>117.032</i>	<i>2:03.554</i>	<i>1:25.692</i>	<i>1:06.679</i>	<i>195.7</i>

SUPERBIKE

Race 1 - Briggs Equipment Superbike

Thursday, 09 May 2024

DETAILED SECTOR ANALYSIS

Race Classification

Position

17 **48 Eddy FERRE**
 Total Time **18:37.188** Avg Speed **115.168** Behind **1:30.637**
 Best Time **4:37.103** Best Speed **116.534** On **2** Gp **a**

Lap	Lap Time	Lap Speed	Sector 1	Sector 2	Sector 3	Speed Trap
1	4:37.069	114.730		1:26.410	1:06.448	184.0
2	4:37.103	116.534	2:02.701	1:27.931	1:06.471	190.7
3	4:44.390	113.548	2:04.318	1:27.862	1:12.210	188.6
4	4:38.626	115.897	2:04.602	1:27.393	1:06.631	189.1
<i>Ideal</i>	<i>4:35.559</i>	<i>117.187</i>	<i>2:02.701</i>	<i>1:26.410</i>	<i>1:06.448</i>	<i>190.7</i>

18 **174 Laurent HOFFMANN**

Total Time **18:37.483** Avg Speed **115.137** Behind **1:30.932**
 Best Time **4:39.530** Best Speed **115.522** On **2** Gp **b**

Lap	Lap Time	Lap Speed	Sector 1	Sector 2	Sector 3	Speed Trap
1	4:37.183	114.682		1:27.149	1:07.673	195.2
2	4:39.530	115.522	2:05.195	1:27.456	1:06.879	192.4
3	4:40.116	115.281	2:05.223	1:28.063	1:06.830	191.3
4	4:40.654	115.060	2:05.325	1:28.198	1:07.131	190.2
<i>Ideal</i>	<i>4:39.174</i>	<i>115.670</i>	<i>2:05.195</i>	<i>1:27.149</i>	<i>1:06.830</i>	<i>195.2</i>

19 **32 Luca GOTTARDI**

Total Time **18:37.841** Avg Speed **115.100** Behind **1:31.290**
 Best Time **4:39.267** Best Speed **115.631** On **2** Gp **b**

Lap	Lap Time	Lap Speed	Sector 1	Sector 2	Sector 3	Speed Trap
1	4:37.920	114.378		1:26.415	1:06.715	184.0
2	4:39.267	115.631	2:05.180	1:27.225	1:06.862	183.0
3	4:40.349	115.185	2:05.464	1:28.001	1:06.884	186.5
4	4:40.305	115.203	2:05.476	1:28.090	1:06.739	191.8
<i>Ideal</i>	<i>4:38.310</i>	<i>116.029</i>	<i>2:05.180</i>	<i>1:26.415</i>	<i>1:06.715</i>	<i>191.8</i>

20 **78 Emmet O'GRADY**

Total Time **18:40.331** Avg Speed **114.845** Behind **1:33.780**
 Best Time **4:38.853** Best Speed **115.803** On **2** Gp **b**

Lap	Lap Time	Lap Speed	Sector 1	Sector 2	Sector 3	Speed Trap
1	4:41.148	113.065		1:26.704	1:13.219	183.5
2	4:38.853	115.803	2:04.605	1:27.171	1:07.077	190.7
3	4:39.995	115.331	2:05.563	1:27.116	1:07.316	191.3
4	4:40.335	115.191	2:05.011	1:27.597	1:07.727	189.7
<i>Ideal</i>	<i>4:38.386</i>	<i>115.997</i>	<i>2:04.605</i>	<i>1:26.704</i>	<i>1:07.077</i>	<i>191.3</i>

Race Classification

Position

21 **45 James CHAWKE**
 Total Time **18:41.023** Avg Speed **114.774** Behind **1:34.472**
 Best Time **4:39.307** Best Speed **115.615** On **3** Gp **b**

Lap	Lap Time	Lap Speed	Sector 1	Sector 2	Sector 3	Speed Trap
1	4:42.284	112.610		1:28.250	1:09.711	188.6
2	4:40.043	115.311	2:05.291	1:28.125	1:06.627	185.0
3	4:39.307	115.615	2:04.637	1:28.034	1:06.636	185.0
4	4:39.389	115.581	2:04.373	1:28.009	1:07.007	186.5
<i>Ideal</i>	<i>4:39.009</i>	<i>115.738</i>	<i>2:04.373</i>	<i>1:28.009</i>	<i>1:06.627</i>	<i>188.6</i>

22 **119 Kris DUNCAN**

Total Time **18:50.638** Avg Speed **113.798** Behind **1:44.087**
 Best Time **4:41.738** Best Speed **114.617** On **3** Gp **b**

Lap	Lap Time	Lap Speed	Sector 1	Sector 2	Sector 3	Speed Trap
1	4:42.146	112.665		1:28.078	1:09.968	190.2
2	4:43.280	113.993	2:06.667	1:27.658	1:08.955	183.0
3	4:41.738	114.617	2:05.938	1:27.381	1:08.419	185.5
4	4:43.474	113.915	2:06.468	1:28.149	1:08.857	185.0
<i>Ideal</i>	<i>4:41.738</i>	<i>114.617</i>	<i>2:05.938</i>	<i>1:27.381</i>	<i>1:08.419</i>	<i>190.2</i>

23 **39 Martin MORRIS**

Total Time **19:07.062** Avg Speed **112.168** Behind **2:00.511**
 Best Time **4:45.139** Best Speed **113.250** On **3** Gp **b**

Lap	Lap Time	Lap Speed	Sector 1	Sector 2	Sector 3	Speed Trap
1	4:48.045	110.358		1:28.791	1:10.053	179.1
2	4:47.724	112.233	2:08.828	1:29.877	1:09.019	195.2
3	4:45.139	113.250	2:07.653	1:28.803	1:08.683	192.4
4	4:46.154	112.848	2:07.428	1:28.966	1:09.760	193.5
<i>Ideal</i>	<i>4:44.902</i>	<i>113.344</i>	<i>2:07.428</i>	<i>1:28.791</i>	<i>1:08.683</i>	<i>195.2</i>

24 **10 Marty LENNON**

Total Time **19:17.328** Avg Speed **111.173** Behind **2:10.777**
 Best Time **4:46.857** Best Speed **112.572** On **4** Gp **b**

Lap	Lap Time	Lap Speed	Sector 1	Sector 2	Sector 3	Speed Trap
1	4:51.984	108.869		1:30.073	1:09.595	177.7
2	4:51.075	110.940	2:10.491	1:31.427	1:09.157	180.5
3	4:47.412	112.354	2:09.261	1:29.843	1:08.308	179.1
4	4:46.857	112.572	2:08.274	1:30.112	1:08.471	184.5
<i>Ideal</i>	<i>4:46.425</i>	<i>112.742</i>	<i>2:08.274</i>	<i>1:29.843</i>	<i>1:08.308</i>	<i>184.5</i>

SUPERBIKE

Race 1 - Briggs Equipment Superbike

Thursday, 09 May 2024

DETAILED SECTOR ANALYSIS

Race Classification

Position

25 88 Sean McTAGGART

Total Time **19:26.493** Avg Speed **110.300** Behind **2:19.942**
 Best Time **4:51.714** Best Speed **110.697** On **3** Gp **b**

Lap	Lap Time	Lap Speed	Sector 1	Sector 2	Sector 3	Speed Trap
1	4:50.454	109.442		1:30.533	1:11.055	187.0
2	4:51.878	110.635	2:10.804	1:30.282	1:10.792	185.0
3	4:51.714	110.697	2:10.986	1:31.021	1:09.707	181.5
4	4:52.447	110.420	2:10.543	1:31.383	1:10.521	182.5
<i>Ideal</i>	<i>4:50.532</i>	<i>111.148</i>	<i>2:10.543</i>	<i>1:30.282</i>	<i>1:09.707</i>	<i>187.0</i>

Race Classification

Position

29 90 Craig KENNELLY

Total Time **20:08.473** Avg Speed **106.468** Behind **3:01.922**
 Best Time **4:59.792** Best Speed **107.715** On **2** Gp **b**

Lap	Lap Time	Lap Speed	Sector 1	Sector 2	Sector 3	Speed Trap
1	5:07.456	103.390		1:33.268	1:12.202	193.5
2	4:59.792	107.715	2:14.099	1:33.355	1:12.338	177.2
3	5:00.408	107.494	2:14.289	1:33.348	1:12.771	180.5
4	5:00.817	107.348	2:14.240	1:33.233	1:13.344	177.7
<i>Ideal</i>	<i>4:59.534</i>	<i>107.807</i>	<i>2:14.099</i>	<i>1:33.233</i>	<i>1:12.202</i>	<i>193.5</i>

26 44 Liam CHAWKE

Total Time **19:35.885** Avg Speed **109.419** Behind **2:29.334**
 Best Time **4:52.853** Best Speed **110.267** On **2** Gp **b**

Lap	Lap Time	Lap Speed	Sector 1	Sector 2	Sector 3	Speed Trap
1	4:51.642	108.997		1:30.741	1:10.495	182.0
2	4:52.853	110.267	2:10.471	1:31.589	1:10.793	187.6
3	4:53.977	109.845	2:11.169	1:31.178	1:11.630	187.0
4	4:57.413	108.576	2:12.865	1:33.004	1:11.544	184.0
<i>Ideal</i>	<i>4:51.707</i>	<i>110.700</i>	<i>2:10.471</i>	<i>1:30.741</i>	<i>1:10.495</i>	<i>187.6</i>

30 55 Donald MacFADYEN

Total Time **20:18.476** Avg Speed **105.594** Behind **3:11.925**
 Best Time **5:03.277** Best Speed **106.477** On **3** Gp **b**

Lap	Lap Time	Lap Speed	Sector 1	Sector 2	Sector 3	Speed Trap
1	5:05.633	104.007		1:34.118	1:19.479	177.2
2	5:03.932	106.247	2:15.500	1:34.928	1:13.504	174.9
3	5:03.277	106.477	2:15.117	1:34.704	1:13.456	176.3
4	5:05.634	105.656	2:15.622	1:35.437	1:14.575	177.7
<i>Ideal</i>	<i>5:02.691</i>	<i>106.683</i>	<i>2:15.117</i>	<i>1:34.118</i>	<i>1:13.456</i>	<i>177.7</i>

27 93 Paul CRANSTON

Total Time **19:55.697** Avg Speed **107.606** Behind **2:49.146**
 Best Time **4:57.689** Best Speed **108.476** On **2** Gp **b**

Lap	Lap Time	Lap Speed	Sector 1	Sector 2	Sector 3	Speed Trap
1	5:00.152	105.906		1:33.965	1:13.038	174.4
2	4:57.689	108.476	2:12.685	1:33.836	1:11.168	172.6
3	4:59.680	107.755	2:14.089	1:34.350	1:11.241	174.0
4	4:58.176	108.298	2:13.184	1:33.575	1:11.417	167.9
<i>Ideal</i>	<i>4:57.428</i>	<i>108.571</i>	<i>2:12.685</i>	<i>1:33.575</i>	<i>1:11.168</i>	<i>174.4</i>

31 69 Brad CLARKE

Total Time **20:22.268** Avg Speed **105.267** Behind **3:15.717**
 Best Time **5:02.054** Best Speed **106.908** On **3** Gp **b**

Lap	Lap Time	Lap Speed	Sector 1	Sector 2	Sector 3	Speed Trap
1	5:10.473	102.386		1:36.887	1:13.873	177.7
2	5:06.048	105.513	2:15.672	1:36.169	1:14.207	168.3
3	5:02.054	106.908	2:13.788	1:35.884	1:12.382	171.8
4	5:03.693	106.331	2:14.907	1:35.911	1:12.875	170.5
<i>Ideal</i>	<i>5:02.054</i>	<i>106.908</i>	<i>2:13.788</i>	<i>1:35.884</i>	<i>1:12.382</i>	<i>177.7</i>

28 19 Jean Pierre POLET

Total Time **20:00.549** Avg Speed **107.171** Behind **2:53.998**
 Best Time **4:57.739** Best Speed **108.457** On **2** Gp **b**

Lap	Lap Time	Lap Speed	Sector 1	Sector 2	Sector 3	Speed Trap
1	4:52.396	108.716		1:31.118	1:10.391	176.3
2	4:57.739	108.457	2:13.366	1:33.605	1:10.768	183.5
3	5:04.872	105.920	2:11.976	1:32.697	1:20.199	177.7
4	5:05.542	105.688	2:15.078	1:31.986	1:18.478	175.8
<i>Ideal</i>	<i>4:53.485</i>	<i>110.029</i>	<i>2:11.976</i>	<i>1:31.118</i>	<i>1:10.391</i>	<i>183.5</i>

Not Classified

Position

DNF 96 Dom HERBERTSON

Total Time **13:38.293** Avg Speed **117.772** Behind
 Best Time **4:30.063** Best Speed **119.572** On **3** Gp **a**

Lap	Lap Time	Lap Speed	Sector 1	Sector 2	Sector 3	Speed Trap
1	4:36.800	114.841		1:24.167	1:13.919	196.3
2	4:31.430	118.970	2:00.442	1:25.250	1:05.738	198.0
3	4:30.063	119.572	2:00.649	1:24.162	1:05.252	201.0
<i>Ideal</i>	<i>4:29.856</i>	<i>119.664</i>	<i>2:00.442</i>	<i>1:24.162</i>	<i>1:05.252</i>	<i>201.0</i>

SUPERBIKE

Race 1 - Briggs Equipment Superbike

Thursday, 09 May 2024

DETAILED SECTOR ANALYSIS

Not Classified

Position

DNF 66 Ryan GIBSON

Total Time **13:46.196** Avg Speed **116.645** Behind

Best Time **4:36.278** Best Speed **116.882** On **2** Gp **a**

Lap	Lap Time	Lap Speed	Sector 1	Sector 2	Sector 3	Speed Trap
1	4:32.737	116.552		1:25.464	1:05.667	195.2
2	4:36.278	116.882	2:03.068	1:27.185	1:06.025	186.0
3	4:37.181	116.501	2:02.783	1:26.620	1:07.778	187.6
<i>Ideal</i>	<i>4:33.914</i>	<i>117.891</i>	<i>2:02.783</i>	<i>1:25.464</i>	<i>1:05.667</i>	<i>195.2</i>

DNF 15 Nathan HARRISON

Total Time **13:49.277** Avg Speed **116.212** Behind

Best Time **4:31.679** Best Speed **118.861** On **2** Gp **a**

Lap	Lap Time	Lap Speed	Sector 1	Sector 2	Sector 3	Speed Trap
1	4:31.156	117.231		1:24.824	1:05.303	200.4
2	4:31.679	118.861	2:01.436	1:24.901	1:05.342	199.8
3	4:46.442	112.735	2:01.655	1:34.473		198.0
<i>Ideal</i>	<i>4:31.563</i>	<i>118.912</i>	<i>2:01.436</i>	<i>1:24.824</i>	<i>1:05.303</i>	<i>200.4</i>

DNF 111 Brian McCORMACK

Total Time **13:52.718** Avg Speed **115.732** Behind

Best Time **4:36.441** Best Speed **116.813** On **2** Gp **a**

Lap	Lap Time	Lap Speed	Sector 1	Sector 2	Sector 3	Speed Trap
1	4:31.485	117.089		1:25.345	1:04.900	196.3
2	4:36.441	116.813	2:03.914	1:26.654	1:05.873	191.8
3	4:44.792	113.388	2:03.530	1:28.927		191.8
<i>Ideal</i>	<i>4:33.775</i>	<i>117.951</i>	<i>2:03.530</i>	<i>1:25.345</i>	<i>1:04.900</i>	<i>196.3</i>

DNF 17 Gary McCOY

Total Time **9:32.474** Avg Speed **111.935** Behind

Best Time **4:36.367** Best Speed **116.845** On **2** Gp **a**

Lap	Lap Time	Lap Speed	Sector 1	Sector 2	Sector 3	Speed Trap
1	4:56.107	107.353		1:27.098	1:06.831	196.9
2	4:36.367	116.845	2:03.963	1:26.403	1:06.001	191.8
<i>Ideal</i>	<i>4:36.367</i>	<i>116.845</i>	<i>2:03.963</i>	<i>1:26.403</i>	<i>1:06.001</i>	<i>196.9</i>

DNF 56 Ryan WHITEHALL

Total Time **9:43.201** Avg Speed **109.876** Behind

Best Time **4:55.513** Best Speed **109.274** On **2** Gp **b**

Lap	Lap Time	Lap Speed	Sector 1	Sector 2	Sector 3	Speed Trap
1	4:47.688	110.495		1:27.423	1:14.563	185.0
2	4:55.513	109.274	2:07.478	1:29.519		181.5
<i>Ideal</i>	<i>4:49.464</i>	<i>111.558</i>	<i>2:07.478</i>	<i>1:27.423</i>	<i>1:14.563</i>	<i>185.0</i>

Not Classified

Position

DNF 43 Sam JOHNSON

Total Time **4:48.383** Avg Speed **110.228** Behind

Best Time **0** Best Speed **0.000** On **0** Gp **b**

Lap	Lap Time	Lap Speed	Sector 1	Sector 2	Sector 3	Speed Trap
1	4:48.383	110.228		1:27.872		187.6
<i>Ideal</i>	<i>0.000</i>	<i>0.000</i>		<i>1:27.872</i>		<i>187.6</i>

DNF 36 Jonathan GOETSCHY

Total Time **5:20.445** Avg Speed **99.200** Behind

Best Time **0** Best Speed **0.000** On **0** Gp **b**

Lap	Lap Time	Lap Speed	Sector 1	Sector 2	Sector 3	Speed Trap
1	5:20.445	99.200		1:39.462		195.7
<i>Ideal</i>	<i>0.000</i>	<i>0.000</i>		<i>1:39.462</i>		<i>195.7</i>

SUPERBIKE

Race 1 - Briggs Equipment Superbike

LAP CHART

1					2					3				
No	Name	Gp	Time of Day	Lap Time	No	Name	Gp	Time of Day	Lap Time	No	Name	Gp	Time of Day	Lap Time
74	Davey TODD	a	17:45:24.196	4:13.791	74	Davey TODD	a	17:49:41.149	4:16.953	1	Glenn IRWIN	a	17:53:58.699	4:17.395
1	Glenn IRWIN	a	17:45:24.567	4:14.162	1	Glenn IRWIN	a	17:49:41.304	4:16.737	74	Davey TODD	a	17:53:58.920	4:17.771
5	Dean HARRISON	a	17:45:27.899	4:17.494	6	Michael DUNLOP	a	17:49:50.574	4:21.794	6	Michael DUNLOP	a	17:54:12.964	4:22.390
6	Michael DUNLOP	a	17:45:28.780	4:18.375	5	Dean HARRISON	a	17:49:51.077	4:23.178	5	Dean HARRISON	a	17:54:13.221	4:22.144
60	Peter HICKMAN	a	17:45:30.155	4:19.750	60	Peter HICKMAN	a	17:49:51.697	4:21.542	60	Peter HICKMAN	a	17:54:13.483	4:21.786
2	John McGUINNESS	a	17:45:33.724	4:23.319	24	Conor CUMMINS	a	17:50:00.552	4:26.343	24	Conor CUMMINS	a	17:54:26.912	4:26.360
24	Conor CUMMINS	a	17:45:34.209	4:23.804	2	John McGUINNESS	a	17:50:01.287	4:27.563	2	John McGUINNESS	a	17:54:27.459	4:26.172
37	James HILLIER	a	17:45:34.665	4:24.260	37	James HILLIER	a	17:50:01.597	4:26.932	37	James HILLIER	a	17:54:28.282	4:26.685
8	Ian HUTCHINSON	a	17:45:36.712	4:26.307	22	Paul JORDAN	a	17:50:06.759	4:27.722	22	Paul JORDAN	a	17:54:33.708	4:26.949
38	Erno KOSTAMO	a	17:45:36.884	4:26.479	38	Erno KOSTAMO	a	17:50:07.017	4:30.133	38	Erno KOSTAMO	a	17:54:35.198	4:28.181
9	Craig NEVE	a	17:45:38.771	4:28.366	8	Ian HUTCHINSON	a	17:50:08.099	4:31.387	9	Craig NEVE	a	17:54:39.119	4:30.076
22	Paul JORDAN	a	17:45:39.037	4:28.632	9	Craig NEVE	a	17:50:09.043	4:30.272	8	Ian HUTCHINSON	a	17:54:42.127	4:34.028
23	David JOHNSON	a	17:45:40.364	4:29.959	23	David JOHNSON	a	17:50:12.214	4:31.850	23	David JOHNSON	a	17:54:44.566	4:32.352
15	Nathan HARRISON	a	17:45:41.561	4:31.156	15	Nathan HARRISON	a	17:50:13.240	4:31.679	7	Sam WEST	a	17:54:46.497	4:31.644
111	Brian McCORMACK	a	17:45:41.890	4:31.485	7	Sam WEST	a	17:50:14.853	4:30.661	96	Dom HERBERTSON	a	17:54:48.698	4:30.063
66	Ryan GIBSON	a	17:45:43.142	4:32.737	111	Brian McCORMACK	a	17:50:18.331	4:36.441	66	Ryan GIBSON	a	17:54:56.601	4:37.181
25	Amalric BLANC	b	17:45:43.260	4:32.855	96	Dom HERBERTSON	a	17:50:18.635	4:31.430	15	Nathan HARRISON	a	17:54:59.682	4:46.442
7	Sam WEST	a	17:45:44.192	4:33.787	66	Ryan GIBSON	a	17:50:19.420	4:36.278	25	Amalric BLANC	b	17:55:00.504	4:39.563
96	Dom HERBERTSON	a	17:45:47.205	4:36.800	25	Amalric BLANC	b	17:50:20.941	4:37.681	111	Brian McCORMACK	a	17:55:03.123	4:44.792
48	Eddy FERRE	a	17:45:47.474	4:37.069	48	Eddy FERRE	a	17:50:24.577	4:37.103	174	Laurent HOFFMANN	b	17:55:07.234	4:40.116
174	Laurent HOFFMANN	b	17:45:47.588	4:37.183	91	Julian TRUMMER	a	17:50:25.612	4:37.529	32	Luca GOTTARDI	b	17:55:07.941	4:40.349
91	Julian TRUMMER	a	17:45:48.083	4:37.678	174	Laurent HOFFMANN	b	17:50:27.118	4:39.530	91	Julian TRUMMER	a	17:55:08.603	4:42.991
32	Luca GOTTARDI	b	17:45:48.325	4:37.920	32	Luca GOTTARDI	b	17:50:27.592	4:39.267	48	Eddy FERRE	a	17:55:08.967	4:44.390
78	Emmet O'GRADY	b	17:45:51.553	4:41.148	78	Emmet O'GRADY	b	17:50:30.406	4:38.853	78	Emmet O'GRADY	b	17:55:10.401	4:39.995
119	Kris DUNCAN	b	17:45:52.551	4:42.146	45	James CHAWKE	b	17:50:32.732	4:40.043	45	James CHAWKE	b	17:55:12.039	4:39.307
45	James CHAWKE	b	17:45:52.689	4:42.284	119	Kris DUNCAN	b	17:50:35.831	4:43.280	119	Kris DUNCAN	b	17:55:17.569	4:41.738
56	Ryan WHITEHALL	b	17:45:58.093	4:47.688	17	Gary McCOY	a	17:50:42.879	4:36.367	39	Martin MORRIS	b	17:55:31.313	4:45.139
39	Martin MORRIS	b	17:45:58.450	4:48.045	39	Martin MORRIS	b	17:50:46.174	4:47.724	10	Marty LENNON	b	17:55:40.876	4:47.412
43	Sam JOHNSON	b	17:45:58.788	4:48.383	88	Sean McTAGGART	b	17:50:52.737	4:51.878	88	Sean McTAGGART	b	17:55:44.451	4:51.714
88	Sean McTAGGART	b	17:46:00.859	4:50.454	10	Marty LENNON	b	17:50:53.464	4:51.075	44	Liam CHAWKE	b	17:55:48.877	4:53.977
44	Liam CHAWKE	b	17:46:02.047	4:51.642	56	Ryan WHITEHALL	b	17:50:53.606	4:55.513	19	Jean Pierre POLET	b	17:56:05.412	5:04.872
10	Marty LENNON	b	17:46:02.389	4:51.984	44	Liam CHAWKE	b	17:50:54.900	4:52.853	93	Paul CRANSTON	b	17:56:07.926	4:59.680
19	Jean Pierre POLET	b	17:46:02.801	4:52.396	19	Jean Pierre POLET	b	17:51:00.540	4:57.739	90	Craig KENNELLY	b	17:56:18.061	5:00.408
17	Gary McCOY	a	17:46:06.512	4:56.107	93	Paul CRANSTON	b	17:51:08.246	4:57.689	55	Donald MacFADYEN	b	17:56:23.247	5:03.277
93	Paul CRANSTON	b	17:46:10.557	5:00.152	90	Craig KENNELLY	b	17:51:17.653	4:59.792	69	Brad CLARKE	b	17:56:28.980	5:02.054
55	Donald MacFADYEN	b	17:46:16.038	5:05.633	55	Donald MacFADYEN	b	17:51:19.970	5:03.932					
90	Craig KENNELLY	b	17:46:17.861	5:07.456	69	Brad CLARKE	b	17:51:26.926	5:06.048					
69	Brad CLARKE	b	17:46:20.878	5:10.473										
36	Jonathan GOETSCHY	b	17:46:30.850	5:20.445										

SUPERBIKE

Race 1 - Briggs Equipment Superbike

LAP CHART

4

No	Name	Gp	Time of Day	Lap Time
1	Glenn IRWIN	a	17:58:16.956	4:18.257
74	Davey TODD	a	17:58:19.501	4:20.581
6	Michael DUNLOP	a	17:58:33.742	4:20.778
60	Peter HICKMAN	a	17:58:34.186	4:20.703
5	Dean HARRISON	a	17:58:35.242	4:22.021
24	Conor CUMMINS	a	17:58:51.465	4:24.553
2	John McGUINNESS	a	17:58:52.129	4:24.670
37	James HILLIER	a	17:58:52.517	4:24.235
22	Paul JORDAN	a	17:59:02.131	4:28.423
38	Erno KOSTAMO	a	17:59:03.351	4:28.153
9	Craig NEVE	a	17:59:11.063	4:31.944
8	Ian HUTCHINSON	a	17:59:13.648	4:31.521
7	Sam WEST	a	17:59:17.251	4:30.754
23	David JOHNSON	a	17:59:18.158	4:33.592
25	Amalric BLANC	b	17:59:39.193	4:38.689
91	Julian TRUMMER	a	17:59:47.214	4:38.611
48	Eddy FERRE	a	17:59:47.593	4:38.626
174	Laurent HOFFMANN	b	17:59:47.888	4:40.654
32	Luca GOTTARDI	b	17:59:48.246	4:40.305
78	Emmet O'GRADY	b	17:59:50.736	4:40.335
45	James CHAWKE	b	17:59:51.428	4:39.389
119	Kris DUNCAN	b	18:00:01.043	4:43.474
39	Martin MORRIS	b	18:00:17.467	4:46.154
10	Marty LENNON	b	18:00:27.733	4:46.857
88	Sean McTAGGART	b	18:00:36.898	4:52.447
44	Liam CHAWKE	b	18:00:46.290	4:57.413
93	Paul CRANSTON	b	18:01:06.102	4:58.176
19	Jean Pierre POLET	b	18:01:10.954	5:05.542
90	Craig KENNELLY	b	18:01:18.878	5:00.817
55	Donald MacFADYEN	b	18:01:28.881	5:05.634
69	Brad CLARKE	b	18:01:32.673	5:03.693

BRIGGS EQUIPMENT NORTH WEST 2000

SUPERBIKE

Race 1 - Briggs Equipment Superbike

SECTOR ANALYSIS

Perfect Lap (sum of best sectors) = 4:16.308



IDEAL / BEST COMPARISON

SECTOR 1 FINISH - BALLYSALLY			SECTOR 2 BALLYSALLY - METROPOLE		SECTOR 3 METROPOLE - FINISH		IDEAL / BEST COMPARISON					
Pos	No	Name	Time	No	Name	Time	Pos	No	Name	Ideal Time	Best Time	Diff
1	74	Davey TODD	1:54.612	1	Glenn IRWIN	1:19.819	1	1	Glenn IRWIN	4:16.335	4:16.737	0.402
2	1	Glenn IRWIN	1:54.639	74	Davey TODD	1:19.976	2	74	Davey TODD	4:16.691	4:16.953	0.262
3	5	Dean HARRISON	1:56.635	6	Michael DUNLOP	1:20.997	3	60	Peter HICKMAN	4:20.367	4:20.703	0.336
4	60	Peter HICKMAN	1:56.658	5	Dean HARRISON	1:21.113	4	6	Michael DUNLOP	4:20.417	4:20.778	0.361
5	6	Michael DUNLOP	1:56.692	60	Peter HICKMAN	1:21.496	5	5	Dean HARRISON	4:20.548	4:22.021	1.473
6	37	James HILLIER	1:58.362	37	James HILLIER	1:22.552	6	37	James HILLIER	4:24.235	4:24.235	0.000
7	2	John McGUINNESS	1:58.521	2	John McGUINNESS	1:22.562	7	24	Conor CUMMINS	4:24.553	4:24.553	0.000
8	24	Conor CUMMINS	1:58.609	24	Conor CUMMINS	1:22.635	8	2	John McGUINNESS	4:24.670	4:24.670	0.000
9	22	Paul JORDAN	1:59.088	38	Erno KOSTAMO	1:23.156	9	22	Paul JORDAN	4:26.903	4:26.949	0.046
10	38	Erno KOSTAMO	1:59.752	8	Ian HUTCHINSON	1:23.314	10	38	Erno KOSTAMO	4:27.278	4:28.153	0.875
11	9	Craig NEVE	2:00.392	22	Paul JORDAN	1:23.544	11	96	Dom HERBERTSON	4:29.856	4:30.063	0.207
12	96	Dom HERBERTSON	2:00.442	9	Craig NEVE	1:23.856	12	9	Craig NEVE	4:29.182	4:30.076	0.894
13	8	Ian HUTCHINSON	2:00.649	7	Sam WEST	1:24.054	13	7	Sam WEST	4:30.317	4:30.661	0.344
14	7	Sam WEST	2:01.076	96	Dom HERBERTSON	1:24.162	14	8	Ian HUTCHINSON	4:29.219	4:31.387	2.168
15	15	Nathan HARRISON	2:01.436	23	David JOHNSON	1:24.491	15	15	Nathan HARRISON	4:31.563	4:31.679	0.116
16	23	David JOHNSON	2:01.906	15	Nathan HARRISON	1:24.824	16	23	David JOHNSON	4:31.311	4:31.850	0.539
17	48	Eddy FERRE	2:02.701	111	Brian McCORMACK	1:25.345	17	66	Ryan GIBSON	4:33.914	4:36.278	2.364
18	66	Ryan GIBSON	2:02.783	66	Ryan GIBSON	1:25.464	18	17	Gary McCOY	4:36.367	4:36.367	0.000
19	111	Brian McCORMACK	2:03.530	91	Julian TRUMMER	1:25.692	19	111	Brian McCORMACK	4:33.775	4:36.441	2.666
20	91	Julian TRUMMER	2:03.554	25	Amalric BLANC	1:26.235	20	48	Eddy FERRE	4:35.559	4:37.103	1.544
21	17	Gary McCOY	2:03.963	17	Gary McCOY	1:26.403	21	91	Julian TRUMMER	4:35.925	4:37.529	1.604
22	45	James CHAWKE	2:04.373	48	Eddy FERRE	1:26.410	22	25	Amalric BLANC	4:36.863	4:37.681	0.818
23	78	Emmet O'GRADY	2:04.605	32	Luca GOTTARDI	1:26.415	23	78	Emmet O'GRADY	4:38.386	4:38.853	0.467
24	25	Amalric BLANC	2:05.004	78	Emmet O'GRADY	1:26.704	24	32	Luca GOTTARDI	4:38.310	4:39.267	0.957
25	32	Luca GOTTARDI	2:05.180	174	Laurent HOFFMANN	1:27.149	25	45	James CHAWKE	4:39.009	4:39.307	0.298
26	174	Laurent HOFFMANN	2:05.195	119	Kris DUNCAN	1:27.381	26	174	Laurent HOFFMANN	4:39.174	4:39.530	0.356
27	119	Kris DUNCAN	2:05.938	56	Ryan WHITEHALL	1:27.423	27	119	Kris DUNCAN	4:41.738	4:41.738	0.000
28	39	Martin MORRIS	2:07.428	43	Sam JOHNSON	1:27.872	28	39	Martin MORRIS	4:44.902	4:45.139	0.237
29	56	Ryan WHITEHALL	2:07.478	45	James CHAWKE	1:28.009	29	10	Marty LENNON	4:46.425	4:46.857	0.432
30	10	Marty LENNON	2:08.274	39	Martin MORRIS	1:28.791	30	88	Sean McTAGGART	4:50.532	4:51.714	1.182
31	44	Liam CHAWKE	2:10.471	10	Marty LENNON	1:29.843	31	44	Liam CHAWKE	4:51.707	4:52.853	1.146
32	88	Sean McTAGGART	2:10.543	88	Sean McTAGGART	1:30.282	32	56	Ryan WHITEHALL	4:49.464	4:55.513	6.049
33	19	Jean Pierre POLET	2:11.976	44	Liam CHAWKE	1:30.741	33	93	Paul CRANSTON	4:57.428	4:57.689	0.261
34	93	Paul CRANSTON	2:12.685	19	Jean Pierre POLET	1:31.118	34	19	Jean Pierre POLET	4:53.485	4:57.739	4.254
35	69	Brad CLARKE	2:13.788	90	Craig KENNELLY	1:33.233	35	90	Craig KENNELLY	4:59.534	4:59.792	0.258
36	90	Craig KENNELLY	2:14.099	93	Paul CRANSTON	1:33.575	36	69	Brad CLARKE	5:02.054	5:02.054	0.000
37	55	Donald MacFADYEN	2:15.117	55	Donald MacFADYEN	1:34.118	37	55	Donald MacFADYEN	5:02.691	5:03.277	0.586
				69	Brad CLARKE	1:35.884						
				36	Jonathan GOETSCHY	1:39.462						



SUPERBIKE

Race 1 - Briggs Equipment Superbike

Thursday, 09 May 2024



Class	No/Name	Fastest	Lap 1	Lap 2	Lap 3	Lap 4	Lap 5	Lap 6	Lap 7	Lap 8	Lap 9	Lap 10	Lap 11	Lap 12
-------	---------	---------	-------	-------	-------	-------	-------	-------	-------	-------	-------	--------	--------	--------

SBK

SBK	1	Glenn IRWIN	209.8	207.2	207.8	209.8	204.7							
SBK	8	Ian HUTCHINSON	208.5	208.5	206.5	207.2	204.0							
SBK	74	Davey TODD	208.5	207.8	208.5	207.2	199.8							
SBK	9	Craig NEVE	205.9	205.9	200.4	201.0	198.6							
SBK	5	Dean HARRISON	205.3	205.3	202.8	203.4	205.3							
SBK	38	Erno KOSTAMO	204.7	204.7	198.0	199.8	198.0							
SBK	60	Peter HICKMAN	204.0	203.4	200.4	204.0	204.0							
SBK	6	Michael DUNLOP	202.8	201.0	202.8	202.2	202.2							
SBK	96	Dom HERBERTSON	201.0	196.3	198.0	201.0								
SBK	24	Conor CUMMINS	201.0	196.3	201.0	201.0	199.8							
SBK	37	James HILLIER	201.0	197.5	200.4	201.0	200.4							
SBK	7	Sam WEST	201.0	191.3	201.0	201.0	199.2							
SBK	15	Nathan HARRISON	200.4	200.4	199.8	198.0								
SBK	2	John McGUINNESS	200.4	200.4	196.9	199.8	196.9							
SBK	22	Paul JORDAN	199.2	199.2	198.6	196.9	196.9							
SBK	23	David JOHNSON	199.2	199.2	197.5	198.6	195.2							
SBK	17	Gary McCOY	196.9	196.9	191.8									
SBK	111	Brian McCORMACK	196.3	196.3	191.8	191.8								
SBK	91	Julian TRUMMER	195.7	180.5	195.7	194.6	190.7							
SBK	36	Jonathan GOETSCHY	195.7	195.7										
SBK	39	Martin MORRIS	195.2	179.1	195.2	192.4	193.5							
SBK	66	Ryan GIBSON	195.2	195.2	186.0	187.6								
SBK	174	Laurent HOFFMANN	195.2	195.2	192.4	191.3	190.2							
SBK	90	Craig KENNELLY	193.5	193.5	177.2	180.5	177.7							
SBK	25	Amalric BLANC	192.9	192.9	190.7	191.3	192.4							
SBK	32	Luca GOTTARDI	191.8	184.0	183.0	186.5	191.8							
SBK	78	Emmet O'GRADY	191.3	183.5	190.7	191.3	189.7							
SBK	48	Eddy FERRE	190.7	184.0	190.7	188.6	189.1							
SBK	119	Kris DUNCAN	190.2	190.2	183.0	185.5	185.0							
SBK	45	James CHAWKE	188.6	188.6	185.0	185.0	186.5							
SBK	43	Sam JOHNSON	187.6	187.6										
SBK	44	Liam CHAWKE	187.6	182.0	187.6	187.0	184.0							
SBK	88	Sean McTAGGART	187.0	187.0	185.0	181.5	182.5							
SBK	56	Ryan WHITEHALL	185.0	185.0	181.5									
SBK	10	Marty LENNON	184.5	177.7	180.5	179.1	184.5							
SBK	19	Jean Pierre POLET	183.5	176.3	183.5	177.7	175.8							
SBK	55	Donald MacFADYEN	177.7	177.2	174.9	176.3	177.7							
SBK	69	Brad CLARKE	177.7	177.7	168.3	171.8	170.5							
SBK	93	Paul CRANSTON	174.4	174.4	172.6	174.0	167.9							