

**BRIGGS**

EQUIPMENT

**NW200**

Wednesday 8<sup>th</sup> – Saturday 11<sup>th</sup> May 2024

promoted by  
Coleraine & District Motor Club  
[www.northwest200.org](http://www.northwest200.org)

**FH FRASER  
HOMES  
SUPERSPORT**



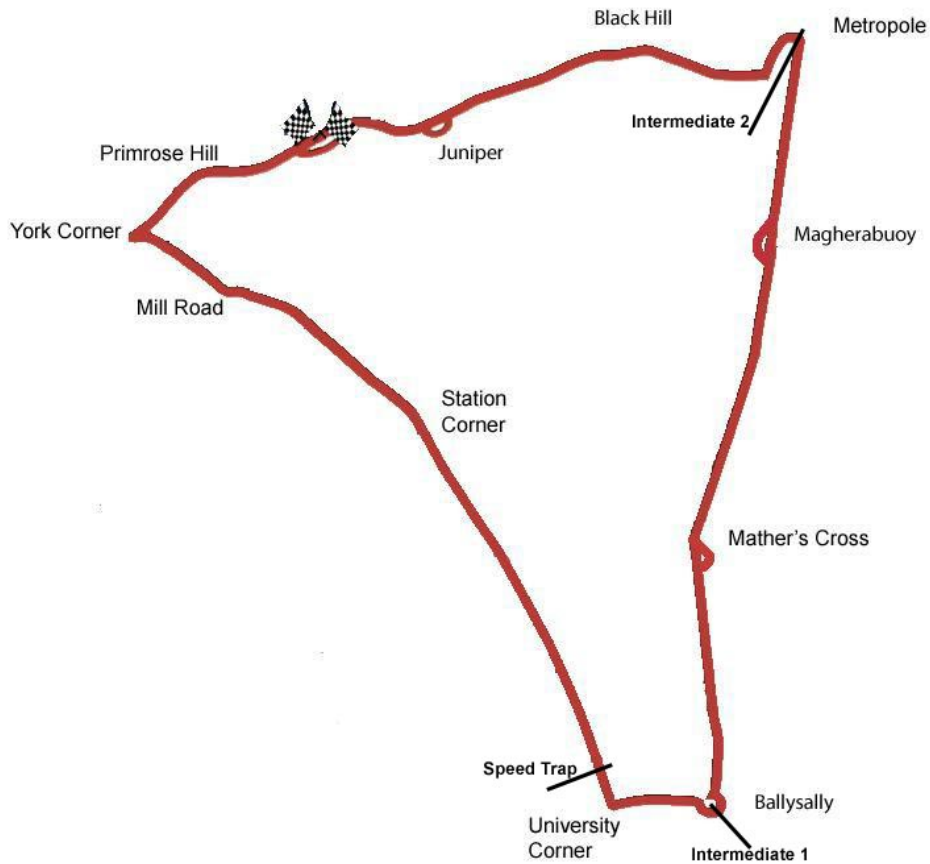
Causeway  
Coast & Glens  
Borough Council



TOURISM  
NORTHERN  
IRELAND



# The Triangle Circuit 8.970 miles



## MOST WINS at NORTH WEST 200 at the start of the meeting

Alastair Seeley	29	2008 - 23	(Supersport – 13, Superstock – 12, Superbike – 4)
Robert Dunlop	15	1986 - 06	(125 – 5, 250 – 4, 350 – 1, Superbike – 5)
Michael Rutter	14	1997 - 17	(Supertwin – 1, Supersport – 2, Prod'n/S'tock – 2, Superbike – 9)
Joey Dunlop	13	1979 - 88	(250 – 1, 500 – 1, Production 750 – 2, Superbike – 9)
Phillip McCallen	11	1991 - 97	(250 – 2, 400 – 1, Supersport – 4, Superbike – 4)
Bruce Anstey (NZ)	10	2002 - 14	(Supersport – 5, Production/Superstock – 4, Superbike – 1)
Tony Rutter	9	1973 - 82	(250 – 2, 350 – 5, 500 – 1, Superbike – 1)
Ian Lougher	8	1991 - 05	(125 – 5, 250 – 1, Supersport – 1, Superstock – 1)
Steve Plater	8	2006 - 09	(Supersport – 3, Superbike – 5)
Glenn Irwin	8	2017 - 23	(Superbike – 8)
Steven Cull	6	1980 - 88	(250 – 3, 350 – 1, Superbike – 2)
John McGuinness	6	2000 - 12	(250 – 1, 400 – 1, Supersport – 1, Superbike – 3)
Arthur Wheeler	5	1951 - 62	(250 – 5)
Tommy Robb	5	1959 - 65	(125 – 1, 250 – 4)
John Williams	5	1974 - 77	(350 – 1, 500 – 2, Superbike – 2)
Mick Grant	5	1975 - 82	(500 – 2, Superbike – 3)
Woolsey Coulter	5	1989 - 98	(250 – 5)
Ian Simpson	5	1995 - 98	(Supersport – 1, Production – 1, Superbike – 3)
Ryan Farquhar	5	2003 - 15	(Supertwin – 2, Supersport – 3)
Michael Dunlop	5	2008 - 16	(250 – 1, Supersport – 1, Superstock – 1, Superbike – 2)
Lee Johnston	5	2014 - 22	(Supertwin – 2, Supersport – 2, Superstock – 1)
Ernie Nott	4	1929 - 32	(500 – 4)
Jimmie Guthrie	4	1934 - 37	(500 – 4)
Bob McIntyre	4	1953 - 61	(350 – 2, 500 – 2)
Eddie Laycock	4	1986 - 90	(250 – 4)
David Jefferies	4	1999 - 02	(Supersport – 1, Superbike – 3)
William Dunlop	4	2009 - 14	(125 – 1, 250 – 1, Supersport – 1, Superbike – 1)
Richard Cooper	4	2022 - 23	(Supertwin – 4)

# The Triangle Circuit 8.970 miles

## LAP & RACE RECORDS & BEST SECTORS ANALYSIS (RACE & QUALIFYING) at the start of the meeting

<b>SUPERTWIN</b>	<b>Name</b>	<b>Machine</b>	<b>Laps</b>	<b>m</b>	<b>s</b>	<b>mph</b>	<b>Session &amp; Year</b>
Lap Record	Richard Cooper	Kawasaki	4	47.065		112.490	Supertwin-2 2022
Best Qualifying Lap	Richard Cooper	Kawasaki	4	49.037		111.723	Tue Qualifying 2023
Best Sector 1	Richard Cooper	Kawasaki	2	08.368		114.042	Supertwin-2 2022
Best Sector 2	Richard Cooper	Kawasaki	1	29.495		123.976	Supertwin-2 2023
Best Sector 3	Lee Johnston	Aprilia	1	06.707		98.302	Supertwin-2 2022
Ideal Lap (sum of best sectors)			4	44.570		113.476	
Difference (Best Lap – Ideal Lap)					2.495		
Race Record	Richard Cooper	Kawasaki	4	19	08.608	112.017	Supertwin-2 2022

<b>SUPERSPORT</b>	<b>Name</b>	<b>Machine</b>	<b>Laps</b>	<b>m</b>	<b>s</b>	<b>mph</b>	<b>Session &amp; Year</b>
Lap Record	Peter Hickman	Triumph	4	33.029		118.273	Supersport-2 2023
Best Qualifying Lap	Alastair Seeley	Yamaha	4	35.624		117.160	Thu Qualifying 2014
Best Sector 1	Richard Cooper	Yamaha	2	01.979		120.016	Supersport-1 2023
Best Sector 2	Richard Cooper	Yamaha	1	25.063		130.435	Supersport-2 2023
Best Sector 3	Peter Hickman	Triumph	1	03.777		102.818	Supersport-2 2023
Ideal Lap (sum of best sectors)			4	30.819		119.238	
Difference (Best Lap – Ideal Lap)					2.210		
Race Record	Lee Johnston	Yamaha	6	27	31.644	117.003	Supersport-2 2022

<b>SUPERSTOCK</b>	<b>Name</b>	<b>Machine</b>	<b>Laps</b>	<b>m</b>	<b>s</b>	<b>mph</b>	<b>Session &amp; Year</b>
Lap Record	Alastair Seeley	BMW	4	19.407		124.484	Superstock-2 2023
Best Qualifying Lap	Alastair Seeley	BMW	4	21.769		123.361	Tue Qualifying 2023
Best Sector 1	Alastair Seeley	BMW	1	55.789		126.432	Superstock-1 2023
Best Sector 2	Alastair Seeley	BMW	1	19.530		139.510	Superstock-2 2023
Best Sector 3	Peter Hickman	BMW	1	02.373		105.132	Superstock-1 2019
Ideal Lap (sum of best sectors)			4	17.692		125.312	
Difference (Best Lap – Ideal Lap)					1.715		
Race Record	Alastair Seeley	BMW	5	21	39.554	123.855	Superstock-1 2023

<b>SUPERBIKE</b>	<b>Name</b>	<b>Machine</b>	<b>Laps</b>	<b>m</b>	<b>s</b>	<b>mph</b>	<b>Session &amp; Year</b>
Lap Record	Peter Hickman	BMW	4	18.753		124.799	Superbike-1 2022
Best Qualifying Lap	Glenn Irwin	Honda	4	20.205		124.102	Thu Qualifying 2022
Best Sector 1	Peter Hickman	BMW	1	55.572		126.669	Superbike-1 2022
Best Sector 2	Alastair Seeley	BMW	1	18.990		140.463	Superbike-2 2023
Best Sector 3	Glenn Irwin	Honda	1	01.941		105.865	Superbike-2 2022
Ideal Lap (sum of best sectors)			4	16.503		125.893	
Difference (Best Lap – Ideal Lap)					2.250		
Race Record	Glenn Irwin	Honda	6	25	59.274	123.935	Superbike-1 2022

<b>Sector</b>	<b>Description</b>	<b>Distance</b>
Sector 1	Finish to Ballysally Roundabout	4.0665 miles
Sector 2	Ballysally Roundabout to Metropole	3.0820 miles
Sector 3	Metropole to Finish	1.8215 miles

## FASTEST SPEED TRAP SPEEDS

<b>Class</b>	<b>Name</b>	<b>Machine</b>	<b>mph</b>	<b>Session &amp; Year</b>
Superbike	Josh Brookes	BMW	212.4	2023 Thu Qualifying
Superbike	Bruce Anstey	Honda	209.8	2016 Superbike-1
Superbike	Alastair Seeley	BMW	209.1	2023 Thu Qualifying
Superbike	Martin Jessopp	Ducati	208	2012 Tue Qualifying
Superbike	Ian Hutchinson	BMW	207.8	2022 Superbike-2
Superbike	Peter Hickman	BMW	207.8	2023 Thu Qualifying
Superstock	Michael Dunlop	Honda	206.5	2023 Superstock-1
Supersport	Richard Cooper	Yamaha	187.0	2023 Supersport-1
Supertwin	Richard Cooper	Kawasaki	170.5	2023 Tue Qualifying

# BRIGGS EQUIPMENT NORTH WEST 2000

## SUPERSPORT

### Q2: First Qualifying

Wednesday, 08 May 2024



# NW2000

Qualifying Time

5:27.950

Qualifying Speed

98.466


Pos	Class	No	Name	Machine / Sponsor	Best Lap			Total Laps	Qualifying Laps
					Time	Behind	Speed		
Qualifying Classification									
1	SSP	47	Richard COOPER	Yamaha - BPE by Russell Racing	4:34.202		117.767	5	8
2	SSP	1	Davey TODD	Ducati - Powertoolmate Ducati	4:35.017	0.815	117.418	5	8
3	SSP	6	Michael DUNLOP	Triumph - MD Racing	4:39.612	5.410	115.489	4	5
4	SSP	16	Mike BROWNE	Yamaha - BPE by Russell Racing	4:40.336	6.134	115.190	3	7
5	SSP	666	Peter HICKMAN	Triumph - Trooper Triumph by PHR	4:41.033	6.831	114.905	6	6
6	SSP	22	Paul JORDAN	Honda - Jackson Racing by Prosper2	4:42.347	8.145	114.370	6	8
7	SSP	156	Adam McLEAN	Kawasaki - JMcC Roofing Racing	4:43.241	9.039	114.009	4	6
8	SSP	23	Michael EVANS	Triumph - Smith Racing	4:45.157	10.955	113.243	4	7
9	SSP	24	Conor CUMMINS	Honda - Milenco by Padgett's Motorcycles	4:46.427	12.225	112.741	3	4
10	SSP	65	Michael SWEENEY	Yamaha - EM Building	4:46.987	12.785	112.521	5	6
11	SSP	4	Ian HUTCHINSON	Honda - Milenco by Padgett's Motorcycles	4:47.213	13.011	112.432	5	7
12	SSP	9	Craig NEVE	Triumph - Bathams Racing	4:47.316	13.114	112.392	4	6
13	SSP	96	Dom HERBERTSON	Yamaha - Burrows by RK Racing	4:47.844	13.642	112.186	7	7
14	SSP	99	Jeremy McWILLIAMS	Yamaha - JMcC Roofing	4:48.048	13.846	112.106	3	6
15	SSP	8	Christian ELKIN	Yamaha - DynoCentre NI	4:48.850	14.648	111.795	4	6
16	SSP	17	Gary McCOY	Suzuki - MadBros Racing	4:50.178	15.976	111.283	2	5
17	SSP	111	Brian McCORMACK	Triumph - Global Robots by PHR	4:51.711	17.509	110.699	2	4
18	SSP	89	Mark CONLIN	Ducati - NRG-moto.com	4:53.733	19.531	109.937	5	6
19	SSP	36	Jonathan GOETSCHY	Yamaha - Optimark Road Racing	4:57.174	22.972	108.664	7	8
20	SSP	76	Jacque FOLEY	Yamaha - JF76 TPS Racing	4:58.005	23.803	108.361	7	7
21	SSP	30	Julian TRUMMER	Honda - Jackson Racing by Prosper2	4:58.730	24.528	108.098	4	4
22	SSP	231	Marcus SIMPSON	Triumph - JPS Racing	4:59.706	25.504	107.746	2	6
23	SSP	81	Eoin SIOCHRU	Triumph - Roadhouse Macau Racing	5:00.096	25.894	107.606	5	7
24	SSP	39	Allann VENTER	Honda - TH Racing	5:00.178	25.976	107.576	6	6
25	SSP	384	Mauro PONCINI	Yamaha - Delmo Racing	5:00.356	26.154	107.512	7	7
26	SSP	57	Toby SHANN	Triumph - Shann Racing	5:00.414	26.212	107.492	5	7
27	SSP	38	Paul WILLIAMS	Triumph - Golden Site Solutions	5:00.851	26.649	107.336	8	8
28	SSP	97	Josh CORNER	Yamaha - Parker Transport	5:01.492	27.290	107.107	6	7
29	SSP	80	Barry FURBER	Kawasaki - Clem Davies Racing	5:02.451	28.249	106.768	4	5
30	SSP	56	Ryan WHITEHALL	Yamaha - WR Racing	5:02.552	28.350	106.732	5	6
31	SSP	41	Aaron SPENCE	Yamaha - WG Racing	5:03.034	28.832	106.562	5	7
32	SSP	109	Neil KERNOHAN	Yamaha - Kernohan Racing	5:04.200	29.998	106.154	4	5
33	SSP	53	Wayne BOURGEOIS	Yamaha - Basomba Racing	5:06.939	32.737	105.207	7	8
34	SSP	35	Daniel INGHAM	Yamaha - Castings Technology	5:07.153	32.951	105.133	7	7
35	SSP	7	Julien CREGNIOT	Kawasaki - Cregniot Road Racing	5:07.543	33.341	105.000	5	6
36	SSP	222	Michael GAHAN	Yamaha - Newline Elite Racing	5:07.575	33.373	104.989	6	6
37	SSP	69	Yann GALLI	Honda - Road's Warrior	5:08.752	34.550	104.589	5	6
38	SSP	86	Gerald DATH	Honda	5:09.716	35.514	104.263	5	6
39	SSP	144	Lancelot UNNISART	Honda - Village Motos Nantes	5:09.809	35.607	104.232	5	8
40	SSP	145	Daniel FORBES	Suzuki - FB Racing	5:11.685	37.483	103.605	7	7
41	SSP	90	Craig KENNELLY	Ducati - Residio Racing	5:12.264	38.062	103.412	6	7
42	SSP	66	Adrian HARRISON	Yamaha - Brooke Built Racing	5:12.550	38.348	103.318	6	7
43	SSP	91	Graham McALEESE	Yamaha - MPR	5:12.915	38.713	103.197	5	7
44	SSP	26	Dennis BOOTH	Yamaha	5:14.861	40.659	102.560	5	6
45	SSP	59	Darragh TRAPPE	Kawasaki - STS Racing by MSS	5:15.273	41.071	102.426	5	6
46	SSP	88	Sean McTAGGART	Yamaha - SDM Racing	5:15.748	41.546	102.271	4	6
47	SSP	51	Rad HUGHES	Kawasaki - RAF Motorsports	5:17.324	43.122	101.763	7	8

#### Non Qualifiers

SSP	78	Emmet O'GRADY	Honda - AKR Thomas Bourne Racing	4:59.090	24.888	107.968	2	4	1
SSP	83	Gareth ARNOLD	Kawasaki - Cowton Racing	5:21.668	47.466	100.389	3	3	1
SSP	143	Stephen DEGNAN	Kawasaki	5:26.619	52.417	98.867	4	7	1
SSP	68	Leon DONAGHY	Triumph - R Lancaster & Son Wrea Green	5:32.067	57.865	97.245	2	4	0
SSP	54	Andy SELLARS	Yamaha - ASM Road Racing	5:33.104	58.902	96.943	3	6	0
SSP	12	Kevin KEYES	Yamaha - Daracore Racing	6:31.144	1:56.942	82.558	2	2	0
SSP	46	Mark JOHNSON	Yamaha - MJ Racing	10:00.083	5:25.881	53.813	1	2	0
SSP	21	Phil STEWART	Yamaha - Phil Stewart Racing	10:10.788	5:36.586	52.869	1	1	0

Provisional result to be confirmed by the Stewards of the Meeting subject to completion of technical inspections & the time limit for protests

Page 1 / 1

Circuit	<b>The Triangle</b>	Signed	Organising Club	<b>Coleraine &amp; D MC</b>
Length(miles)	<b>8.9700</b> Lap 1 (8.8300)		Qualifying Started	<b>12:21</b>
Weather	<b>Bright</b>	Chief Timekeeper		
Track	<b>Dry, 28°C</b>	Issued At: 13:14		



## SUPERSPORT

Q2: First Qualifying

Wednesday, 08 May 2024

## DETAILED SECTOR ANALYSIS

### Qualifying Classification

Position

**1** 47 Richard COOPER

SSP Behind

Best Time **4:34.202** Best Speed **117.767** On **5** Gp

Lap	Lap Time	Lap Speed	Sector 1	Sector 2	Sector 3	Speed Trap
1	4:52.798	108.566		1:27.843	1:08.349	178.6
2	4:39.443	115.558	2:06.352	1:26.231	1:06.860	176.3
3	4:35.211	117.335	2:03.297	1:25.856	1:06.058	177.7
4	4:35.913	117.037	2:03.449	1:25.907	1:06.557	175.3
5	<b>4:34.202</b>	<b>117.767</b>	2:03.135	<b>1:25.723</b>	<b>1:05.344</b>	177.7
6	4:56.619	108.867	2:10.330	1:31.714		170.9
7	11:20.279	47.469		1:27.740	1:10.002	177.2
8	4:34.718	117.546	<b>2:02.138</b>	1:25.918	1:06.662	<b>179.5</b>
<i>Ideal</i>	<i>4:33.205</i>	<i>118.197</i>	<i>2:02.138</i>	<i>1:25.723</i>	<i>1:05.344</i>	<i>179.5</i>

**2** 1 Davey TODD

SSP Behind **0.815**

Best Time **4:35.017** Best Speed **117.418** On **5** Gp

Lap	Lap Time	Lap Speed	Sector 1	Sector 2	Sector 3	Speed Trap
1	4:49.159	109.933		1:28.265	1:07.791	171.8
2	4:39.587	115.499	2:05.772	1:27.695	1:06.120	174.4
3	4:36.163	116.931	2:04.447	1:26.234	1:05.482	172.6
4	4:35.998	117.001	2:03.789	1:26.352	1:05.857	171.8
5	<b>4:35.017</b>	<b>117.418</b>	2:03.212	1:26.366	<b>1:05.439</b>	172.2
6	4:59.198	107.929	2:12.539	1:31.729		173.1
7	11:18.652	47.583		1:27.753	1:07.532	174.4
8	4:52.001	110.589	<b>2:02.358</b>	<b>1:26.136</b>		<b>176.7</b>
<i>Ideal</i>	<i>4:33.933</i>	<i>117.883</i>	<i>2:02.358</i>	<i>1:26.136</i>	<i>1:05.439</i>	<i>176.7</i>

**3** 6 Michael DUNLOP

SSP Behind **5.410**

Best Time **4:39.612** Best Speed **115.489** On **4** Gp

Lap	Lap Time	Lap Speed	Sector 1	Sector 2	Sector 3	Speed Trap
1	9:25.800	56.182		1:28.743	1:10.202	168.3
2	4:50.268	111.249	2:10.475	1:27.420		<b>172.6</b>
3	13:58.050	38.532		1:30.502	1:09.854	168.7
4	<b>4:39.612</b>	<b>115.489</b>	2:06.318	<b>1:26.894</b>	<b>1:06.400</b>	170.0
5	4:39.922	115.361	<b>2:05.402</b>	1:27.098	1:07.422	171.3
<i>Ideal</i>	<i>4:38.696</i>	<i>115.868</i>	<i>2:05.402</i>	<i>1:26.894</i>	<i>1:06.400</i>	<i>172.6</i>

### Qualifying Classification

Position

**4** 16 Mike BROWNE

SSP Behind **6.134**

Best Time **4:40.336** Best Speed **115.190** On **3** Gp

Lap	Lap Time	Lap Speed	Sector 1	Sector 2	Sector 3	Speed Trap
1	4:55.767	107.476		1:29.530	1:08.897	172.2
2	4:43.577	113.874	2:06.498	1:29.171	1:07.908	171.8
3	<b>4:40.336</b>	<b>115.190</b>	<b>2:05.542</b>	<b>1:27.339</b>	1:07.455	176.3
4	4:41.067	114.891	2:06.365	1:27.529		176.7
5	12:46.292	42.141		1:28.411	1:07.466	174.4
6	4:42.244	114.412	2:06.609	1:28.055	1:07.580	177.2
7	4:41.592	114.677	2:06.291	1:27.856	<b>1:07.445</b>	<b>177.7</b>
<i>Ideal</i>	<i>4:40.326</i>	<i>115.194</i>	<i>2:05.542</i>	<i>1:27.339</i>	<i>1:07.445</i>	<i>177.7</i>

**5** 666 Peter HICKMAN

SSP Behind **6.831**

Best Time **4:41.033** Best Speed **114.905** On **6** Gp

Lap	Lap Time	Lap Speed	Sector 1	Sector 2	Sector 3	Speed Trap
1	4:54.642	107.887		1:30.464	1:08.211	167.9
2	4:46.806	112.592	2:09.011	1:29.573	1:08.222	<b>170.5</b>
3	4:43.179	114.034	2:08.145	<b>1:28.032</b>	1:07.002	<b>170.5</b>
4	4:49.044	111.720	2:07.115	1:29.280		167.5
5	20:45.029	25.937		1:28.737	1:06.671	167.1
6	<b>4:41.033</b>	<b>114.905</b>	<b>2:06.715</b>	1:28.150	<b>1:06.168</b>	167.9
<i>Ideal</i>	<i>4:40.915</i>	<i>114.953</i>	<i>2:06.715</i>	<i>1:28.032</i>	<i>1:06.168</i>	<i>170.5</i>

**6** 22 Paul JORDAN

SSP Behind **8.145**

Best Time **4:42.347** Best Speed **114.370** On **6** Gp

Lap	Lap Time	Lap Speed	Sector 1	Sector 2	Sector 3	Speed Trap
1	4:56.052	107.373		1:29.738	1:08.803	<b>174.4</b>
2	4:44.626	113.454	2:07.747	1:28.367	1:08.512	172.6
3	4:44.286	113.590	2:07.790	1:28.485	1:08.011	171.3
4	4:45.564	113.081	2:07.339	1:28.923	1:09.302	165.4
5	4:42.938	114.131	2:07.388	1:28.593	<b>1:06.957</b>	168.3
6	<b>4:42.347</b>	<b>114.370</b>	<b>2:06.287</b>	<b>1:27.909</b>	1:08.151	170.0
7	4:57.503	108.543	2:07.059	1:31.234		168.7
8	12:16.257	43.860		1:32.403	1:10.815	167.5
<i>Ideal</i>	<i>4:41.153</i>	<i>114.856</i>	<i>2:06.287</i>	<i>1:27.909</i>	<i>1:06.957</i>	<i>174.4</i>

## SUPERSPORT

### Q2: First Qualifying

Wednesday, 08 May 2024

## DETAILED SECTOR ANALYSIS

### Qualifying Classification

Position

**7** 156 Adam McLEAN

SSP Behind 9.039

Best Time 4:43.241 Best Speed 114.009 On 4 Gp

Lap	Lap Time	Lap Speed	Sector 1	Sector 2	Sector 3	Speed Trap
1	4:54.090	108.089	1:29.596	1:08.328	168.7	
2	4:45.686	113.033	2:08.636	1:29.143	<b>1:07.907</b>	168.3
3	4:44.681	113.432	2:07.861	1:28.358	1:08.462	171.3
4	<b>4:43.241</b>	<b>114.009</b>	2:07.469	<b>1:27.863</b>	1:07.909	169.2
5	4:43.253	114.004	<b>2:06.961</b>	1:28.329	1:07.963	171.8
6	4:43.887	113.749	2:07.105	1:28.152	1:08.630	<b>173.5</b>
<i>Ideal</i>	<i>4:42.731</i>	<i>114.215</i>	<i>2:06.961</i>	<i>1:27.863</i>	<i>1:07.907</i>	<i>173.5</i>

### Qualifying Classification

Position

**10** 65 Michael SWEENEY

SSP Behind 12.785

Best Time 4:46.987 Best Speed 112.521 On 5 Gp

Lap	Lap Time	Lap Speed	Sector 1	Sector 2	Sector 3	Speed Trap
1	5:06.974	103.553	1:30.627	1:09.325	161.1	
2	4:51.735	110.689	2:12.300	1:30.676	1:08.759	162.6
3	4:48.386	111.975	2:10.205	1:29.638	1:08.543	163.8
4	4:49.655	111.484	2:10.751	1:29.577	1:09.327	165.0
5	<b>4:46.987</b>	<b>112.521</b>	2:09.613	<b>1:29.232</b>	<b>1:08.142</b>	<b>166.2</b>
6	5:08.730	104.596	<b>2:09.443</b>	1:30.463	165.0	
<i>Ideal</i>	<i>4:46.817</i>	<i>112.587</i>	<i>2:09.443</i>	<i>1:29.232</i>	<i>1:08.142</i>	<i>166.2</i>

**8** 23 Michael EVANS

SSP Behind 10.955

Best Time 4:45.157 Best Speed 113.243 On 4 Gp

Lap	Lap Time	Lap Speed	Sector 1	Sector 2	Sector 3	Speed Trap
1	6:58.954	75.875	1:30.985	1:09.152	<b>169.2</b>	
2	5:22.981	99.981	2:46.408	1:28.842	1:07.731	<b>169.2</b>
3	4:55.450	109.298	2:10.038	1:36.244	1:09.168	<b>169.2</b>
4	<b>4:45.157</b>	<b>113.243</b>	<b>2:08.554</b>	1:29.170	<b>1:07.433</b>	168.3
5	4:56.123	109.049	2:11.727	1:32.416	163.4	
6	12:28.087	43.166	1:34.399	1:08.037	<b>169.2</b>	
7	4:45.424	113.137	2:09.212	<b>1:28.558</b>	1:07.654	168.7
<i>Ideal</i>	<i>4:44.545</i>	<i>113.486</i>	<i>2:08.554</i>	<i>1:28.558</i>	<i>1:07.433</i>	<i>169.2</i>

**11** 4 Ian HUTCHINSON

SSP Behind 13.011

Best Time 4:47.213 Best Speed 112.432 On 5 Gp

Lap	Lap Time	Lap Speed	Sector 1	Sector 2	Sector 3	Speed Trap
1	5:18.928	99.671	1:31.278	1:09.998	165.4	
2	4:49.954	111.369	2:10.973	1:30.313	1:08.668	166.7
3	4:49.170	111.671	2:10.101	1:29.768	1:09.301	165.8
4	4:48.545	111.913	<b>2:09.819</b>	1:29.575	1:09.151	<b>167.9</b>
5	<b>4:47.213</b>	<b>112.432</b>	2:09.832	<b>1:29.423</b>	1:07.958	165.0
6	4:47.723	112.233	2:10.371	1:29.535	<b>1:07.817</b>	163.0
7	5:06.369	105.402	2:14.512	1:32.717	165.4	
<i>Ideal</i>	<i>4:47.059</i>	<i>112.493</i>	<i>2:09.819</i>	<i>1:29.423</i>	<i>1:07.817</i>	<i>167.9</i>

**9** 24 Conor CUMMINS

SSP Behind 12.225

Best Time 4:46.427 Best Speed 112.741 On 3 Gp

Lap	Lap Time	Lap Speed	Sector 1	Sector 2	Sector 3	Speed Trap
1	12:14.988	43.250	1:31.064	167.1		
2	21:44.006	24.764	1:30.085	1:09.892	<b>170.9</b>	
3	<b>4:46.427</b>	<b>112.741</b>	<b>2:08.872</b>	<b>1:29.812</b>	<b>1:07.743</b>	170.5
4	4:47.621	112.273	2:08.981	1:30.782	1:07.858	169.2
<i>Ideal</i>	<i>4:46.427</i>	<i>112.741</i>	<i>2:08.872</i>	<i>1:29.812</i>	<i>1:07.743</i>	<i>170.9</i>

**12** 9 Craig NEVE

SSP Behind 13.114

Best Time 4:47.316 Best Speed 112.392 On 4 Gp

Lap	Lap Time	Lap Speed	Sector 1	Sector 2	Sector 3	Speed Trap
1	7:47.767	67.957	1:30.663	1:10.448	166.2	
2	5:24.709	99.449	2:43.986	1:31.695	1:09.028	166.7
3	4:50.600	111.122	2:12.401	1:30.061	<b>1:08.138</b>	165.8
4	<b>4:47.316</b>	<b>112.392</b>	<b>2:09.735</b>	<b>1:29.376</b>	1:08.205	<b>167.1</b>
5	4:52.021	110.581	2:11.091	1:29.474	165.8	
6	13:09.988	40.877	1:30.103	1:11.017	165.4	
<i>Ideal</i>	<i>4:47.249</i>	<i>112.418</i>	<i>2:09.735</i>	<i>1:29.376</i>	<i>1:08.138</i>	<i>167.1</i>



## SUPERSPORT

### Q2: First Qualifying

Wednesday, 08 May 2024

## DETAILED SECTOR ANALYSIS

### Qualifying Classification

Position

**13** **96 Dom HERBERTSON**  
 SSP Behind **13.642**  
 Best Time **4:47.844** Best Speed **112.186** On **7** Gp

Lap	Lap Time	Lap Speed	Sector 1	Sector 2	Sector 3	Speed Trap
1	5:50.820	90.611		1:35.793	1:09.958	141.7
2	4:56.415	108.942	2:13.248	1:33.333	1:09.834	161.9
3	4:51.903	110.626	2:11.995	1:30.463	1:09.445	162.6
4	4:50.470	111.172	2:10.248	1:31.820	1:08.402	163.8
5	5:13.092	103.139	2:11.857	1:33.883		163.4
6	9:42.163	55.469		<b>1:30.456</b>	1:08.467	<b>165.4</b>
7	<b>4:47.844</b>	<b>112.186</b>	<b>2:09.209</b>	1:30.595	<b>1:08.040</b>	165.0
<i>Ideal</i>	<i>4:47.705</i>	<i>112.240</i>	<i>2:09.209</i>	<i>1:30.456</i>	<i>1:08.040</i>	<i>165.4</i>

### 14 99 Jeremy McWILLIAMS

SSP Behind **13.846**  
 Best Time **4:48.048** Best Speed **112.106** On **3** Gp

Lap	Lap Time	Lap Speed	Sector 1	Sector 2	Sector 3	Speed Trap
1	5:06.755	103.627		1:30.719	1:09.478	165.8
2	4:57.616	108.502	2:11.039	1:37.213	1:09.364	163.4
3	<b>4:48.048</b>	<b>112.106</b>	<b>2:10.097</b>	1:30.053	<b>1:07.898</b>	166.7
4	4:57.324	108.609	2:14.639	1:32.619		161.9
5	12:05.436	44.514		<b>1:29.202</b>		<b>167.9</b>
6	8:44.809	61.531		1:34.444	1:09.575	163.4
<i>Ideal</i>	<i>4:47.197</i>	<i>112.439</i>	<i>2:10.097</i>	<i>1:29.202</i>	<i>1:07.898</i>	<i>167.9</i>

### 15 8 Christian ELKIN

SSP Behind **14.648**  
 Best Time **4:48.850** Best Speed **111.795** On **4** Gp

Lap	Lap Time	Lap Speed	Sector 1	Sector 2	Sector 3	Speed Trap
1	8:53.182	59.619		1:33.573	1:12.458	167.1
2	4:53.495	110.026	2:11.800	1:31.556	1:10.139	168.7
3	4:54.740	109.561	2:12.346	1:31.874	1:10.520	167.1
4	<b>4:48.850</b>	<b>111.795</b>	<b>2:08.523</b>	1:31.254	<b>1:09.073</b>	<b>170.5</b>
5	5:10.625	103.958	2:14.825	1:34.357		167.1
6	12:24.009	43.403		<b>1:31.019</b>	1:10.906	163.4
<i>Ideal</i>	<i>4:48.615</i>	<i>111.886</i>	<i>2:08.523</i>	<i>1:31.019</i>	<i>1:09.073</i>	<i>170.5</i>

### Qualifying Classification

Position

**16** **17 Gary McCOY**  
 SSP Behind **15.976**  
 Best Time **4:50.178** Best Speed **111.283** On **2** Gp

Lap	Lap Time	Lap Speed	Sector 1	Sector 2	Sector 3	Speed Trap
1	5:00.651	105.731		1:30.800	1:10.455	<b>169.2</b>
2	<b>4:50.178</b>	<b>111.283</b>	2:10.678	<b>1:30.018</b>	<b>1:09.482</b>	<b>169.2</b>
3	4:51.900	110.627	2:10.814	1:31.224	1:09.862	165.4
4	4:53.645	109.970	2:12.665	1:30.879	1:10.101	160.3
5	5:20.508	100.753	<b>2:09.558</b>	1:30.596		167.5
<i>Ideal</i>	<i>4:49.058</i>	<i>111.715</i>	<i>2:09.558</i>	<i>1:30.018</i>	<i>1:09.482</i>	<i>169.2</i>

### 17 111 Brian McCORMACK

SSP Behind **17.509**  
 Best Time **4:51.711** Best Speed **110.699** On **2** Gp

Lap	Lap Time	Lap Speed	Sector 1	Sector 2	Sector 3	Speed Trap
1	5:07.384	103.415		1:32.125	1:09.039	<b>166.2</b>
2	<b>4:51.711</b>	<b>110.699</b>	2:12.271	<b>1:31.063</b>	<b>1:08.377</b>	158.1
3	4:51.723	110.694	<b>2:11.084</b>	1:31.948	1:08.691	163.0
4	5:04.795	105.947	2:15.435	1:35.542		156.9
<i>Ideal</i>	<i>4:50.524</i>	<i>111.151</i>	<i>2:11.084</i>	<i>1:31.063</i>	<i>1:08.377</i>	<i>166.2</i>

### 18 89 Mark CONLIN

SSP Behind **19.531**  
 Best Time **4:53.733** Best Speed **109.937** On **5** Gp

Lap	Lap Time	Lap Speed	Sector 1	Sector 2	Sector 3	Speed Trap
1	5:47.587	91.453		1:34.150	1:15.053	169.2
2	5:01.304	107.174	2:16.309	1:33.239	1:11.756	165.4
3	15:55.914	33.781	13:01.820	1:36.333	1:17.761	169.6
4	4:57.353	108.598	2:14.538	1:30.959	1:11.856	171.3
5	<b>4:53.733</b>	<b>109.937</b>	<b>2:12.937</b>	<b>1:30.142</b>	<b>1:10.654</b>	<b>171.8</b>
6	4:54.794	109.541	2:12.963	1:31.120	1:10.711	170.9
<i>Ideal</i>	<i>4:53.733</i>	<i>109.937</i>	<i>2:12.937</i>	<i>1:30.142</i>	<i>1:10.654</i>	<i>171.8</i>

## SUPERSPORT

### Q2: First Qualifying

Wednesday, 08 May 2024

## DETAILED SECTOR ANALYSIS

### Qualifying Classification

Position

**19** 36 Jonathan GOETSCHY

SSP Behind 22.972

Best Time 4:57.174 Best Speed 108.664 On 7 Gp

Lap	Lap Time	Lap Speed	Sector 1	Sector 2	Sector 3	Speed Trap
1	7:31.147	70.460		1:37.296	1:13.541	163.8
2	5:09.228	104.428	2:16.892	1:36.236	1:16.100	166.2
3	5:06.304	105.425	2:17.610	1:35.942	1:12.752	163.4
4	5:01.784	107.004	2:14.522	1:34.791	1:12.471	163.4
5	5:01.263	107.189	2:14.482	1:34.959	1:11.822	165.0
6	4:59.975	107.649	2:14.727	1:33.992	1:11.256	164.2
7	4:57.174	108.664	2:11.527	1:33.894	1:11.753	169.6
8	5:21.247	100.521	2:15.207	1:43.380		163.4
<i>Ideal</i>	4:56.677	108.846	2:11.527	1:33.894	1:11.256	169.6

**20** 76 Jacque FOLEY

SSP Behind 23.803

Best Time 4:58.005 Best Speed 108.361 On 7 Gp

Lap	Lap Time	Lap Speed	Sector 1	Sector 2	Sector 3	Speed Trap
1	5:33.030	95.451		1:35.601	1:13.455	164.2
2	5:05.426	105.728	2:17.876	1:35.413	1:12.137	158.4
3	5:02.245	106.840	2:16.869	1:34.127	1:11.249	159.2
4	5:01.250	107.193	2:15.699	1:34.436	1:11.115	156.9
5	5:12.515	103.329	2:16.308	1:34.821		158.1
6	13:19.493	40.391		1:35.748	1:11.740	163.4
7	4:58.005	108.361	2:13.831	1:33.948	1:10.226	163.0
<i>Ideal</i>	4:58.005	108.361	2:13.831	1:33.948	1:10.226	164.2

**21** 30 Julian TRUMMER

SSP Behind 24.528

Best Time 4:58.730 Best Speed 108.098 On 4 Gp

Lap	Lap Time	Lap Speed	Sector 1	Sector 2	Sector 3	Speed Trap
1	7:32.213	70.294		1:34.993	1:12.853	154.1
2	5:08.468	104.685	2:16.570	1:34.943		157.7
3	22:21.706	24.068		1:33.717	1:12.588	157.7
4	4:58.730	108.098	2:14.678	1:33.407	1:10.645	158.1
<i>Ideal</i>	4:58.730	108.098	2:14.678	1:33.407	1:10.645	158.1

### Qualifying Classification

Position

**22** 231 Marcus SIMPSON

SSP Behind 25.504

Best Time 4:59.706 Best Speed 107.746 On 2 Gp

Lap	Lap Time	Lap Speed	Sector 1	Sector 2	Sector 3	Speed Trap
1	8:26.707	62.734		1:35.244	1:12.868	157.3
2	4:59.706	107.746	2:15.387	1:33.516	1:10.803	161.1
3	5:00.662	107.403	2:16.347	1:33.878	1:10.437	162.2
4	5:18.624	101.348	2:15.705	1:32.471		160.7
5	10:18.351	52.223		1:32.893	1:10.194	163.0
6	5:02.447	106.769	2:12.857	1:32.469	1:10.194	162.2
<i>Ideal</i>	4:55.520	109.272	2:12.857	1:32.469	1:10.194	163.0

**23** 81 Eoin SIOCHRU

SSP Behind 25.894

Best Time 5:00.096 Best Speed 107.606 On 5 Gp

Lap	Lap Time	Lap Speed	Sector 1	Sector 2	Sector 3	Speed Trap
1	11:46.667	44.983		1:36.419	1:15.123	165.0
2	5:08.088	104.814	2:19.280	1:35.899	1:12.909	166.2
3	5:03.512	106.394	2:16.525	1:33.606	1:13.381	164.6
4	5:00.228	107.558	2:15.170	1:32.951	1:12.107	169.2
5	5:00.096	107.606	2:15.314	1:32.952	1:11.830	164.2
6	5:00.450	107.479	2:15.581	1:33.439	1:11.430	166.2
7	5:02.855	106.625	2:16.694	1:34.008	1:12.153	164.6
<i>Ideal</i>	4:59.551	107.801	2:15.170	1:32.951	1:11.430	169.2

**24** 39 Allann VENTER

SSP Behind 25.976

Best Time 5:00.178 Best Speed 107.576 On 6 Gp

Lap	Lap Time	Lap Speed	Sector 1	Sector 2	Sector 3	Speed Trap
1	6:01.229	88.000		1:39.141		150.0
2	7:03.589	76.234		1:46.067		142.7
3	11:53.059	45.287		1:38.484	1:15.719	158.1
4	5:09.288	104.408	2:18.527	1:36.851	1:13.910	161.5
5	5:03.710	106.325	2:16.347	1:34.976	1:12.387	162.2
6	5:00.178	107.576	2:14.658	1:33.656	1:11.864	160.7
<i>Ideal</i>	5:00.178	107.576	2:14.658	1:33.656	1:11.864	162.2



## SUPERSPORT

### Q2: First Qualifying

Wednesday, 08 May 2024

## DETAILED SECTOR ANALYSIS

### Qualifying Classification

Position

#### 25 384 Mauro PONCINI

SSP Behind 26.154

Best Time 5:00.356 Best Speed 107.512 On 7 Gp

Lap	Lap Time	Lap Speed	Sector 1	Sector 2	Sector 3	Speed Trap
1	5:50.686	90.645		1:37.504	1:13.870	158.1
2	5:05.244	105.791	2:16.647	1:36.479	1:12.118	164.2
3	5:05.237	105.793	2:17.588	1:35.415	1:12.234	155.9
4	5:20.303	100.817	2:25.454	1:37.307		153.4
5	11:25.603	47.100		1:35.396	1:13.146	163.4
6	5:00.566	107.437	2:14.838	1:34.855	1:10.873	163.4
7	5:00.356	107.512	2:14.939	1:34.062	1:11.355	164.6
<i>Ideal</i>	4:59.773	107.722	2:14.838	1:34.062	1:10.873	164.6

### Qualifying Classification

Position

#### 28 97 Josh CORNER

SSP Behind 27.290

Best Time 5:01.492 Best Speed 107.107 On 6 Gp

Lap	Lap Time	Lap Speed	Sector 1	Sector 2	Sector 3	Speed Trap
1	6:01.964	87.821		1:40.095	1:16.441	145.1
2	5:19.185	101.170	2:21.379	1:39.460	1:18.346	147.0
3	5:06.618	105.317	2:17.620	1:35.256	1:13.742	163.4
4	5:16.242	102.112	2:21.510	1:37.221		162.6
5	10:51.129	49.594		1:35.121	1:13.395	163.4
6	5:01.492	107.107	2:15.970	1:34.186	1:11.336	162.6
7	5:02.860	106.624	2:15.397	1:35.946	1:11.517	163.8
<i>Ideal</i>	5:00.919	107.311	2:15.397	1:34.186	1:11.336	163.8

#### 26 57 Toby SHANN

SSP Behind 26.212

Best Time 5:00.414 Best Speed 107.492 On 5 Gp

Lap	Lap Time	Lap Speed	Sector 1	Sector 2	Sector 3	Speed Trap
1	8:30.424	62.278		1:38.912	1:15.371	153.7
2	5:11.887	103.537	2:20.687	1:36.699	1:14.501	162.2
3	5:06.597	105.324	2:18.194	1:35.351	1:13.052	161.5
4	5:05.974	105.538	2:17.727	1:35.867	1:12.380	162.6
5	5:00.414	107.492	2:14.519	1:33.989	1:11.906	161.9
6	5:04.579	106.022	2:15.296	1:36.187	1:13.096	163.0
7	5:01.831	106.987	2:12.335	1:34.190		158.8
<i>Ideal</i>	4:58.230	108.279	2:12.335	1:33.989	1:11.906	163.0

#### 29 80 Barry FURBER

SSP Behind 28.249

Best Time 5:02.451 Best Speed 106.768 On 4 Gp

Lap	Lap Time	Lap Speed	Sector 1	Sector 2	Sector 3	Speed Trap
1	7:17.832	72.603		1:38.086		140.0
2	6:46.941	79.353		1:33.882	1:15.417	165.0
3	5:05.656	105.648	2:17.239	1:35.066	1:13.351	169.2
4	5:02.451	106.768	2:15.640	1:33.713	1:13.098	166.2
5	5:06.451	105.374	2:16.754	1:33.504		165.8
<i>Ideal</i>	5:02.242	106.842	2:15.640	1:33.504	1:13.098	169.2

#### 30 56 Ryan WHITEHALL

SSP Behind 28.350

Best Time 5:02.552 Best Speed 106.732 On 5 Gp

Lap	Lap Time	Lap Speed	Sector 1	Sector 2	Sector 3	Speed Trap
1	6:23.521	82.885		1:39.008	1:16.809	154.1
2	5:13.203	103.102	2:23.766	1:35.638	1:13.799	154.8
3	5:10.477	104.008	2:18.103	1:35.430		160.3
4	11:28.877	46.876		1:36.143	1:14.364	159.9
5	5:02.552	106.732	2:16.833	1:34.664	1:11.055	160.3
6	5:09.941	104.188	2:15.039	1:43.377	1:11.525	161.1
<i>Ideal</i>	5:00.758	107.369	2:15.039	1:34.664	1:11.055	161.1

#### 27 38 Paul WILLIAMS

SSP Behind 26.649

Best Time 5:00.851 Best Speed 107.336 On 8 Gp

Lap	Lap Time	Lap Speed	Sector 1	Sector 2	Sector 3	Speed Trap
1	6:09.295	86.078		1:35.869	1:15.731	165.4
2	5:09.382	104.376	2:18.518	1:35.419	1:15.445	161.9
3	5:02.166	106.868	2:16.148	1:33.887	1:12.131	161.9
4	5:01.005	107.281	2:15.401	1:34.575	1:11.029	161.9
5	5:01.816	106.992	2:16.065	1:34.448	1:11.303	161.5
6	5:03.049	106.557	2:15.375	1:34.878		161.9
7	7:57.904	67.570		1:34.506	1:12.110	162.6
8	5:00.851	107.336	2:14.966	1:34.308	1:11.577	162.6
<i>Ideal</i>	4:59.882	107.682	2:14.966	1:33.887	1:11.029	165.4

## SUPERSPORT

### Q2: First Qualifying

Wednesday, 08 May 2024

## DETAILED SECTOR ANALYSIS

### Qualifying Classification

Position

**31** 41 Aaron SPENCE

SSP Behind 28.832

Best Time 5:03.034 Best Speed 106.562 On 5 Gp

Lap	Lap Time	Lap Speed	Sector 1	Sector 2	Sector 3	Speed Trap
1	5:31.856	95.789		1:39.997	1:16.984	158.4
2	5:11.272	103.742	2:19.664	1:37.649	1:13.959	151.0
3	5:08.140	104.797	2:17.840	1:36.980	1:13.320	160.3
4	5:04.311	106.115	2:14.800	1:36.354	1:13.157	157.7
5	5:03.034	106.562	2:15.843	1:35.151	1:12.040	158.8
6	5:09.926	104.193	2:15.807	1:35.221	1:18.898	157.3
7	5:19.647	101.024	2:16.599	1:45.242		158.8
<i>Ideal</i>	5:01.991	106.930	2:14.800	1:35.151	1:12.040	160.3

### Qualifying Classification

Position

**34** 35 Daniel INGHAM

SSP Behind 32.951

Best Time 5:07.153 Best Speed 105.133 On 7 Gp

Lap	Lap Time	Lap Speed	Sector 1	Sector 2	Sector 3	Speed Trap
1	6:16.160	84.507		1:38.479	1:17.626	158.8
2	5:15.072	102.491	2:21.069	1:37.919	1:16.084	160.3
3	5:11.507	103.664	2:20.019	1:36.345	1:15.143	161.1
4	5:11.109	103.796	2:18.793	1:36.848	1:15.468	160.7
5	5:11.395	103.701	2:18.179	1:36.244		161.5
6	8:34.807	62.726		1:42.946	1:13.431	164.2
7	5:07.153	105.133	2:17.915	1:36.242	1:12.996	163.0
<i>Ideal</i>	5:07.153	105.133	2:17.915	1:36.242	1:12.996	164.2

**32** 109 Neil KERNOHAN

SSP Behind 29.998

Best Time 5:04.200 Best Speed 106.154 On 4 Gp

Lap	Lap Time	Lap Speed	Sector 1	Sector 2	Sector 3	Speed Trap
1	6:11.490	85.569		1:36.106	1:16.191	161.9
2	5:12.046	103.485	2:22.259	1:34.599	1:15.188	163.4
3	5:11.394	103.701	2:19.574	1:37.049	1:14.771	165.4
4	5:04.200	106.154	2:16.049	1:33.470	1:14.681	161.1
5	5:07.774	104.921	2:16.441	1:33.254		159.2
<i>Ideal</i>	5:03.984	106.229	2:16.049	1:33.254	1:14.681	165.4

**35** 7 Julien CREGNIOT

SSP Behind 33.341

Best Time 5:07.543 Best Speed 105.000 On 5 Gp

Lap	Lap Time	Lap Speed	Sector 1	Sector 2	Sector 3	Speed Trap
1	8:07.012	65.271		1:41.041	1:14.885	159.2
2	5:13.697	102.940	2:21.275	1:39.167	1:13.255	156.9
3	5:11.534	103.655	2:19.958	1:38.669	1:12.907	159.2
4	5:09.042	104.491	2:17.499	1:37.545	1:13.998	160.7
5	5:07.543	105.000	2:18.033	1:36.717	1:12.793	158.4
6	5:14.236	102.764	2:17.783	1:38.801		158.8
<i>Ideal</i>	5:07.009	105.183	2:17.499	1:36.717	1:12.793	160.7

**33** 53 Wayne BOURGEOIS

SSP Behind 32.737

Best Time 5:06.939 Best Speed 105.207 On 7 Gp

Lap	Lap Time	Lap Speed	Sector 1	Sector 2	Sector 3	Speed Trap
1	6:01.181	88.011		1:39.831	1:17.063	150.6
2	5:20.475	100.763	2:21.951	1:38.787	1:19.737	149.6
3	5:15.446	102.369	2:21.137	1:37.138		165.4
4	7:53.883	68.143		1:35.372	1:22.283	164.6
5	5:08.923	104.531	2:17.996	1:36.103	1:14.824	165.4
6	5:11.281	103.739	2:18.415	1:38.083	1:14.783	167.1
7	5:06.939	105.207	2:16.523	1:34.739	1:15.677	166.7
8	5:09.071	104.481	2:17.040	1:36.266	1:15.765	165.8
<i>Ideal</i>	5:06.045	105.514	2:16.523	1:34.739	1:14.783	167.1

**36** 222 Michael GAHAN

SSP Behind 33.373

Best Time 5:07.575 Best Speed 104.989 On 6 Gp

Lap	Lap Time	Lap Speed	Sector 1	Sector 2	Sector 3	Speed Trap
1	5:38.227	93.984		1:39.343	1:17.031	159.9
2	5:14.282	102.748	2:21.912	1:37.948	1:14.422	158.4
3	5:12.340	103.387	2:21.838	1:36.655	1:13.847	156.2
4	5:15.550	102.336	2:20.441	1:37.547		155.9
5	15:44.016	34.207		1:35.255	1:14.285	160.7
6	5:07.575	104.989	2:17.901	1:35.460	1:14.214	158.8
<i>Ideal</i>	5:07.003	105.185	2:17.901	1:35.255	1:13.847	160.7

## SUPERSPORT

### Q2: First Qualifying

Wednesday, 08 May 2024

## DETAILED SECTOR ANALYSIS

### Qualifying Classification

Position

**37** 69 Yann GALLI

SSP Behind 34.550

Best Time 5:08.752 Best Speed 104.589 On 5 Gp

Lap	Lap Time	Lap Speed	Sector 1	Sector 2	Sector 3	Speed Trap
1	6:05.841	86.890		1:38.727	1:16.119	161.1
2	5:12.576	103.309	2:19.338	1:36.988	1:16.250	161.1
3	5:10.003	104.167	2:19.643	<b>1:36.487</b>	1:13.873	159.9
4	5:11.043	103.818	2:18.671	1:37.005	1:15.367	160.7
5	<b>5:08.752</b>	<b>104.589</b>	<b>2:18.358</b>	1:36.629	<b>1:13.765</b>	160.7
6	5:11.410	103.696	2:19.261	1:36.669		160.3
<i>Ideal</i>	<i>5:08.610</i>	<i>104.637</i>	<i>2:18.358</i>	<i>1:36.487</i>	<i>1:13.765</i>	<i>161.1</i>

**38** 86 Gerald DATH

SSP Behind 35.514

Best Time 5:09.716 Best Speed 104.263 On 5 Gp

Lap	Lap Time	Lap Speed	Sector 1	Sector 2	Sector 3	Speed Trap
1	9:38.825	54.918		1:37.544	1:15.742	152.7
2	5:29.193	98.094	2:19.209	1:37.356	1:32.628	153.0
3	5:11.291	103.736	2:19.832	<b>1:37.165</b>	1:14.294	151.3
4	5:18.408	101.417	2:19.183	1:37.169	1:22.056	<b>157.3</b>
5	<b>5:09.716</b>	<b>104.263</b>	<b>2:18.728</b>	1:37.593	<b>1:13.395</b>	151.3
6	5:20.021	100.906	2:23.561	1:37.800		151.3
<i>Ideal</i>	<i>5:09.288</i>	<i>104.408</i>	<i>2:18.728</i>	<i>1:37.165</i>	<i>1:13.395</i>	<i>157.3</i>

**39** 144 Lancelot UNNISART

SSP Behind 35.607

Best Time 5:09.809 Best Speed 104.232 On 5 Gp

Lap	Lap Time	Lap Speed	Sector 1	Sector 2	Sector 3	Speed Trap
1	6:11.439	85.581		1:40.231	1:18.440	159.2
2	5:21.701	100.379	2:25.029	1:41.449	1:15.223	150.0
3	5:10.683	103.939	2:19.690	<b>1:36.175</b>	1:14.818	<b>163.8</b>
4	5:10.764	103.912	2:18.862	1:36.554	1:15.348	160.7
5	<b>5:09.809</b>	<b>104.232</b>	<b>2:18.468</b>	1:36.202	1:15.139	161.1
6	5:11.214	103.761	2:18.585	1:37.865	1:14.764	163.0
7	5:14.579	102.651	2:20.458	1:37.953	1:16.168	162.6
8	5:12.998	103.170	2:20.751	1:38.099	<b>1:14.148</b>	161.5
<i>Ideal</i>	<i>5:08.791</i>	<i>104.576</i>	<i>2:18.468</i>	<i>1:36.175</i>	<i>1:14.148</i>	<i>163.8</i>

### Qualifying Classification

Position

**40** 145 Daniel FORBES

SSP Behind 37.483

Best Time 5:11.685 Best Speed 103.605 On 7 Gp

Lap	Lap Time	Lap Speed	Sector 1	Sector 2	Sector 3	Speed Trap
1	6:11.076	85.664		1:40.252	1:18.828	150.6
2	5:19.570	101.048	2:24.839	1:38.451	1:16.280	148.3
3	5:15.149	102.466	2:20.957	1:38.068	1:16.124	155.9
4	5:13.236	103.092	2:19.001	<b>1:36.610</b>		158.1
5	6:38.805	80.972		1:37.777		157.3
6	7:28.569	71.989		1:38.205	1:15.343	158.8
7	<b>5:11.685</b>	<b>103.605</b>	<b>2:18.988</b>	1:37.798	<b>1:14.899</b>	<b>160.3</b>
<i>Ideal</i>	<i>5:10.497</i>	<i>104.001</i>	<i>2:18.988</i>	<i>1:36.610</i>	<i>1:14.899</i>	<i>160.3</i>

**41** 90 Craig KENNELLY

SSP Behind 38.062

Best Time 5:12.264 Best Speed 103.412 On 6 Gp

Lap	Lap Time	Lap Speed	Sector 1	Sector 2	Sector 3	Speed Trap
1	9:40.954	54.717		1:47.901	1:18.557	151.6
2	5:18.141	101.502	2:23.848	1:38.337	1:15.956	154.4
3	5:18.068	101.525	2:23.337	1:38.258	1:16.473	156.9
4	5:13.563	102.984	2:21.179	<b>1:36.707</b>	1:15.677	159.9
5	5:12.386	103.372	2:20.164	1:37.176	<b>1:15.046</b>	159.6
6	<b>5:12.264</b>	<b>103.412</b>	<b>2:19.535</b>	1:37.344	1:15.385	<b>163.0</b>
7	5:13.736	102.927	2:20.593	1:37.708	1:15.435	162.2
<i>Ideal</i>	<i>5:11.288</i>	<i>103.737</i>	<i>2:19.535</i>	<i>1:36.707</i>	<i>1:15.046</i>	<i>163.0</i>

**42** 66 Adrian HARRISON

SSP Behind 38.348

Best Time 5:12.550 Best Speed 103.318 On 6 Gp

Lap	Lap Time	Lap Speed	Sector 1	Sector 2	Sector 3	Speed Trap
1	7:19.510	72.326		1:40.336	1:19.233	157.3
2	5:19.234	101.155	2:21.930	1:39.233	1:18.071	159.2
3	5:17.176	101.811	2:21.986	1:38.770	1:16.420	160.7
4	5:20.480	100.761	2:20.314	1:38.521		<b>162.2</b>
5	8:28.415	63.515		1:38.460	1:16.261	160.7
6	<b>5:12.550</b>	<b>103.318</b>	<b>2:19.143</b>	1:37.460	1:15.947	161.1
7	5:13.277	103.078	2:20.042	<b>1:37.323</b>	<b>1:15.912</b>	159.2
<i>Ideal</i>	<i>5:12.378</i>	<i>103.375</i>	<i>2:19.143</i>	<i>1:37.323</i>	<i>1:15.912</i>	<i>162.2</i>

## SUPERSPORT

### Q2: First Qualifying

Wednesday, 08 May 2024

## DETAILED SECTOR ANALYSIS

### Qualifying Classification

Position

#### 43 91 Graham McALEESE

SSP Behind 38.713

Best Time 5:12.915 Best Speed 103.197 On 5 Gp

Lap	Lap Time	Lap Speed	Sector 1	Sector 2	Sector 3	Speed Trap
1	6:06.128	86.822	1:41.858	1:19.151	149.0	
2	5:17.148	101.820	2:22.458	1:38.431	1:16.259	156.9
3	5:14.154	102.790	2:20.782	1:36.989	1:16.383	163.4
4	5:16.001	102.190	2:21.876	1:38.669	1:15.456	159.9
5	<b>5:12.915</b>	<b>103.197</b>	2:20.570	1:36.966	<b>1:15.379</b>	162.2
6	5:12.969	103.180	<b>2:17.298</b>	1:37.607		<b>163.8</b>
7	6:46.415	79.456	<b>1:35.981</b>			163.0
<i>Ideal</i>	<i>5:08.658</i>	<i>104.621</i>	<i>2:17.298</i>	<i>1:35.981</i>	<i>1:15.379</i>	<i>163.8</i>

#### 44 26 Dennis BOOTH

SSP Behind 40.659

Best Time 5:14.861 Best Speed 102.560 On 5 Gp

Lap	Lap Time	Lap Speed	Sector 1	Sector 2	Sector 3	Speed Trap
1	6:10.155	85.878		1:40.074	1:18.467	146.1
2	5:25.572	99.185	2:25.457	1:41.517	1:18.598	151.0
3	5:24.031	99.657	2:22.118	<b>1:38.235</b>	1:23.678	154.8
4	5:17.620	101.669	2:22.295	1:39.186	1:16.139	154.8
5	<b>5:14.861</b>	<b>102.560</b>	2:20.996	1:38.610	<b>1:15.255</b>	<b>156.6</b>
6	5:17.956	101.561	<b>2:20.233</b>	1:38.765		155.1
<i>Ideal</i>	<i>5:13.723</i>	<i>102.932</i>	<i>2:20.233</i>	<i>1:38.235</i>	<i>1:15.255</i>	<i>156.6</i>

#### 45 59 Darragh TRAPPE

SSP Behind 41.071

Best Time 5:15.273 Best Speed 102.426 On 5 Gp

Lap	Lap Time	Lap Speed	Sector 1	Sector 2	Sector 3	Speed Trap
1	5:41.987	92.951		1:41.355	1:17.342	153.4
2	5:21.670	100.389	2:23.899	1:40.923	1:16.848	155.1
3	5:19.746	100.993	2:22.804	1:40.376	1:16.566	154.1
4	5:15.605	102.318	<b>2:21.199</b>	1:38.496	1:15.910	154.4
5	<b>5:15.273</b>	<b>102.426</b>	2:22.159	<b>1:37.631</b>	<b>1:15.483</b>	155.5
6	5:17.907	101.577	2:21.237	1:37.819		<b>155.9</b>
<i>Ideal</i>	<i>5:14.313</i>	<i>102.738</i>	<i>2:21.199</i>	<i>1:37.631</i>	<i>1:15.483</i>	<i>155.9</i>

### Qualifying Classification

Position

#### 46 88 Sean McTAGGART

SSP Behind 41.546

Best Time 5:15.748 Best Speed 102.271 On 4 Gp

Lap	Lap Time	Lap Speed	Sector 1	Sector 2	Sector 3	Speed Trap
1	6:04.737	87.153		1:40.177	1:16.723	<b>158.8</b>
2	5:19.365	101.113	2:22.786	1:40.265	1:16.314	158.1
3	5:18.137	101.503			1:15.464	155.1
4	<b>5:15.748</b>	<b>102.271</b>	2:21.732	1:38.715	1:15.301	152.7
5	5:15.903	102.221	<b>2:20.670</b>	<b>1:37.877</b>		155.5
6	15:10.371	35.471		1:38.234	<b>1:15.283</b>	152.7
<i>Ideal</i>	<i>5:13.830</i>	<i>102.896</i>	<i>2:20.670</i>	<i>1:37.877</i>	<i>1:15.283</i>	<i>158.8</i>

#### 47 51 Rad HUGHES

SSP Behind 43.122

Best Time 5:17.324 Best Speed 101.763 On 7 Gp

Lap	Lap Time	Lap Speed	Sector 1	Sector 2	Sector 3	Speed Trap
1	7:19.116	72.391		1:41.954	1:19.724	155.1
2	5:27.747	98.527	2:28.827	1:41.295	1:17.625	153.4
3	5:27.327	98.654	2:27.995	1:41.772	1:17.560	153.4
4	5:26.530	98.894	2:28.384	1:40.867	1:17.279	154.1
5	5:20.298	100.819	2:24.689	1:39.742	1:15.867	<b>159.6</b>
6	5:17.530	101.697	2:23.710	1:38.536	<b>1:15.284</b>	158.8
7	<b>5:17.324</b>	<b>101.763</b>	<b>2:23.377</b>	<b>1:38.455</b>	1:15.492	<b>159.6</b>
8	5:20.654	100.707	2:23.833	1:39.106		155.5
<i>Ideal</i>	<i>5:17.116</i>	<i>101.830</i>	<i>2:23.377</i>	<i>1:38.455</i>	<i>1:15.284</i>	<i>159.6</i>

### Non Qualifiers

Position

#### 78 Emmet O'GRADY

SSP Behind 24.888

Best Time 4:59.090 Best Speed 107.968 On 2 Gp

Lap	Lap Time	Lap Speed	Sector 1	Sector 2	Sector 3	Speed Trap
1	8:53.849	59.545		1:34.008	1:12.342	156.2
2	<b>4:59.090</b>	<b>107.968</b>	<b>2:13.317</b>	1:34.232	<b>1:11.541</b>	159.6
3	5:51.366	91.904	2:26.596	2:00.328		147.7
4	22:29.593	23.927		<b>1:33.272</b>		<b>165.0</b>
<i>Ideal</i>	<i>4:58.130</i>	<i>108.315</i>	<i>2:13.317</i>	<i>1:33.272</i>	<i>1:11.541</i>	<i>165.0</i>

## SUPERSPORT

### Q2: First Qualifying

Wednesday, 08 May 2024

## DETAILED SECTOR ANALYSIS

### Non Qualifiers

Position

#### 83 Gareth ARNOLD

SSP Behind **47.466**

Best Time **5:21.668** Best Speed **100.389** On **3** Gp

Lap	Lap Time	Lap Speed	Sector 1	Sector 2	Sector 3	Speed Trap
1	8:26.531	62.756		1:38.462	1:17.698	151.6
2	5:28.244	98.378	2:34.686	<b>1:37.427</b>	<b>1:16.131</b>	<b>153.4</b>
3	<b>5:21.668</b>	<b>100.389</b>	<b>2:24.219</b>	1:38.898		153.0
<i>Ideal</i>	<i>5:17.777</i>	<i>101.618</i>	<i>2:24.219</i>	<i>1:37.427</i>	<i>1:16.131</i>	<i>153.4</i>

#### 143 Stephen DEGNAN

SSP Behind **52.417**

Best Time **5:26.619** Best Speed **98.867** On **4** Gp

Lap	Lap Time	Lap Speed	Sector 1	Sector 2	Sector 3	Speed Trap
1	6:22.965	83.005		1:40.778	1:20.736	149.6
2	5:28.327	98.353	2:28.491	1:40.458	1:19.378	<b>155.1</b>
3	5:28.748	98.227	2:28.296	1:40.648	1:19.804	150.0
4	<b>5:26.619</b>	<b>98.867</b>	<b>2:26.993</b>	<b>1:40.342</b>	<b>1:19.284</b>	149.0
5	5:38.508	95.395	2:29.099	1:43.492		143.3
6	8:31.817	63.093		1:45.265	1:20.609	138.5
7	5:31.214	97.496	2:28.199	1:42.380	1:20.635	151.0
<i>Ideal</i>	<i>5:26.619</i>	<i>98.867</i>	<i>2:26.993</i>	<i>1:40.342</i>	<i>1:19.284</i>	<i>155.1</i>

#### 68 Leon DONAGHY

SSP Behind **57.865**

Best Time **5:32.067** Best Speed **97.245** On **2** Gp

Lap	Lap Time	Lap Speed	Sector 1	Sector 2	Sector 3	Speed Trap
1	6:05.574	86.954		1:43.619	<b>1:19.382</b>	<b>156.6</b>
2	<b>5:32.067</b>	<b>97.245</b>	2:28.845	1:43.057	1:20.165	151.3
3	5:34.604	96.508	<b>2:27.948</b>	1:43.708		149.6
4	9:29.877	56.665		<b>1:41.315</b>		149.6
<i>Ideal</i>	<i>5:28.645</i>	<i>98.258</i>	<i>2:27.948</i>	<i>1:41.315</i>	<i>1:19.382</i>	<i>156.6</i>

### Non Qualifiers

Position

#### 54 Andy SELLARS

SSP Behind **58.902**

Best Time **5:33.104** Best Speed **96.943** On **3** Gp

Lap	Lap Time	Lap Speed	Sector 1	Sector 2	Sector 3	Speed Trap
1	6:31.044	81.290		1:44.767	1:22.878	137.4
2	5:34.086	96.658	2:29.325	1:44.802	<b>1:19.959</b>	148.3
3	<b>5:33.104</b>	<b>96.943</b>	2:28.842	<b>1:43.441</b>	1:20.821	150.3
4	5:36.661	95.918	<b>2:28.087</b>	1:45.193		153.4
5	11:47.586	45.637		1:45.475	1:21.468	149.0
6	5:34.343	96.583	2:28.580	1:44.779	1:20.984	<b>155.9</b>
<i>Ideal</i>	<i>5:31.487</i>	<i>97.416</i>	<i>2:28.087</i>	<i>1:43.441</i>	<i>1:19.959</i>	<i>155.9</i>

#### 12 Kevin KEYES

SSP Behind **1:56.942**

Best Time **6:31.144** Best Speed **82.558** On **2** Gp

Lap	Lap Time	Lap Speed	Sector 1	Sector 2	Sector 3	Speed Trap
1	7:58.487	66.434		<b>1:36.880</b>		<b>167.1</b>
2	<b>6:31.144</b>	<b>82.558</b>		1:39.905		165.0
<i>Ideal</i>	<i>0.000</i>	<i>0.000</i>		<i>1:36.880</i>		<i>167.1</i>

#### 46 Mark JOHNSON

SSP Behind **5:25.881**

Best Time **10:00.083** Best Speed **53.813** On **1** Gp

Lap	Lap Time	Lap Speed	Sector 1	Sector 2	Sector 3	Speed Trap
1	<b>10:00.083</b>	52.973		1:44.090		138.3
2	30:00.487	17.935		<b>1:42.263</b>	<b>1:19.895</b>	<b>149.3</b>
<i>Ideal</i>	<i>0.000</i>	<i>0.000</i>		<i>1:42.263</i>	<i>1:19.895</i>	<i>149.3</i>

#### 21 Phil STEWART

SSP Behind **5:36.586**

Best Time **10:10.788** Best Speed **52.869** On **1** Gp

Lap	Lap Time	Lap Speed	Sector 1	Sector 2	Sector 3	Speed Trap
1	<b>10:10.788</b>	52.044		<b>1:37.422</b>		<b>159.6</b>
<i>Ideal</i>	<i>0.000</i>	<i>0.000</i>		<i>1:37.422</i>		<i>159.6</i>



# BRIGGS EQUIPMENT NORTH WEST 2000

## SUPERSPORT

### Q2: First Qualifying

## SECTOR ANALYSIS

Perfect Lap (sum of best sectors) = 4:33.205



## IDEAL / BEST COMPARISON

SECTOR 1 FINISH - BALLYSALLY			SECTOR 2 BALLYSALLY - METROPOLE			SECTOR 3 METROPOLE - FINISH			IDEAL / BEST COMPARISON			
Pos	No	Name	Time	No	Name	Time	Pos	No	Name	Time	Best Time	Diff
1	47	Richard COOPER	2:02.138	47	Richard COOPER	1:25.723	47	Richard COOPER	1:05.344	4:33.205	4:34.202	0.997
2	1	Davey TODD	2:02.358	1	Davey TODD	1:26.136	1	Davey TODD	1:05.439	4:33.933	4:35.017	1.084
3	6	Michael DUNLOP	2:05.402	6	Michael DUNLOP	1:26.894	666	Peter HICKMAN	1:06.168	4:38.696	4:39.612	0.916
4	16	Mike BROWNE	2:05.542	16	Mike BROWNE	1:27.339	6	Michael DUNLOP	1:06.400	4:40.326	4:40.336	0.010
5	22	Paul JORDAN	2:06.287	156	Adam McLEAN	1:27.863	22	Paul JORDAN	1:06.957	4:40.915	4:41.033	0.118
6	666	Peter HICKMAN	2:06.715	22	Paul JORDAN	1:27.909	23	Michael EVANS	1:07.433	4:41.153	4:42.347	1.194
7	156	Adam McLEAN	2:06.961	666	Peter HICKMAN	1:28.032	16	Mike BROWNE	1:07.445	4:42.731	4:43.241	0.510
8	8	Christian ELKIN	2:08.523	23	Michael EVANS	1:28.558	24	Conor CUMMINS	1:07.743	4:44.545	4:45.157	0.612
9	23	Michael EVANS	2:08.554	99	Jeremy McWILLIAMS	1:29.202	4	Ian HUTCHINSON	1:07.817	4:46.427	4:46.427	0.000
10	24	Conor CUMMINS	2:08.872	65	Michael SWEENEY	1:29.232	99	Jeremy McWILLIAMS	1:07.898	4:46.817	4:46.987	0.170
11	96	Dom HERBERTSON	2:09.209	9	Craig NEVE	1:29.376	156	Adam McLEAN	1:07.907	4:47.059	4:47.213	0.154
12	65	Michael SWEENEY	2:09.443	4	Ian HUTCHINSON	1:29.423	96	Dom HERBERTSON	1:08.040	4:47.249	4:47.316	0.067
13	17	Gary McCOY	2:09.558	24	Conor CUMMINS	1:29.812	9	Craig NEVE	1:08.138	4:47.705	4:47.844	0.139
14	9	Craig NEVE	2:09.735	17	Gary McCOY	1:30.018	65	Michael SWEENEY	1:08.142	4:47.197	4:48.048	0.851
15	4	Ian HUTCHINSON	2:09.819	89	Mark CONLIN	1:30.142	111	Brian McCORMACK	1:08.377	4:48.615	4:48.850	0.235
16	99	Jeremy McWILLIAMS	2:10.097	96	Dom HERBERTSON	1:30.456	8	Christian ELKIN	1:09.073	4:49.058	4:50.178	1.120
17	111	Brian McCORMACK	2:11.084	8	Christian ELKIN	1:31.019	17	Gary McCOY	1:09.482	4:50.524	4:51.711	1.187
18	36	Jonathan GOETSCHY	2:11.527	111	Brian McCORMACK	1:31.063	231	Marcus SIMPSON	1:10.194	4:53.733	4:53.733	0.000
19	57	Toby SHANN	2:12.335	231	Marcus SIMPSON	1:32.469	76	Jacque FOLEY	1:10.226	4:56.677	4:57.174	0.497
20	231	Marcus SIMPSON	2:12.857	81	Eoin SIOCHRU	1:32.951	30	Julian TRUMMER	1:10.645	4:58.005	4:58.005	0.000
21	89	Mark CONLIN	2:12.937	109	Neil KERNOHAN	1:33.254	89	Mark CONLIN	1:10.654	4:58.730	4:58.730	0.000
22	78	Emmet O'GRADY	2:13.317	78	Emmet O'GRADY	1:33.272	384	Mauro PONCINI	1:10.873	4:58.130	4:59.090	0.960
23	76	Jacque FOLEY	2:13.831	30	Julian TRUMMER	1:33.407	38	Paul WILLIAMS	1:11.029	4:55.520	4:59.706	4.186
24	39	Allann VENTER	2:14.658	80	Barry FURBER	1:33.504	56	Ryan WHITEHALL	1:11.055	4:59.551	5:00.096	0.545
25	30	Julian TRUMMER	2:14.678	39	Allann VENTER	1:33.656	36	Jonathan GOETSCHY	1:11.256	5:00.178	5:00.178	0.000
26	41	Aaron SPENCE	2:14.800	38	Paul WILLIAMS	1:33.887	97	Josh CORNER	1:11.336	4:59.773	5:00.356	0.583
27	384	Mauro PONCINI	2:14.838	36	Jonathan GOETSCHY	1:33.894	81	Eoin SIOCHRU	1:11.430	4:58.230	5:00.414	2.184
28	38	Paul WILLIAMS	2:14.966	76	Jacque FOLEY	1:33.948	78	Emmet O'GRADY	1:11.541	4:59.882	5:00.851	0.969
29	56	Ryan WHITEHALL	2:15.039	57	Toby SHANN	1:33.989	39	Allann VENTER	1:11.864	5:00.919	5:01.492	0.573
30	81	Eoin SIOCHRU	2:15.170	384	Mauro PONCINI	1:34.062	57	Toby SHANN	1:11.906	5:02.242	5:02.451	0.209
31	97	Josh CORNER	2:15.397	97	Josh CORNER	1:34.186	41	Aaron SPENCE	1:12.040	5:00.758	5:02.552	1.794
32	80	Barry FURBER	2:15.640	56	Ryan WHITEHALL	1:34.664	7	Julien CREGNIOT	1:12.793	5:01.991	5:03.034	1.043
33	109	Neil KERNOHAN	2:16.049	53	Wayne BOURGEOIS	1:34.739	35	Daniel INGHAM	1:12.996	5:03.984	5:04.200	0.216
34	53	Wayne BOURGEOIS	2:16.523	41	Aaron SPENCE	1:35.151	80	Barry FURBER	1:13.098	5:06.045	5:06.939	0.894
35	91	Graham McALEESE	2:17.298	222	Michael GAHAN	1:35.255	86	Gerald DATH	1:13.395	5:07.153	5:07.153	0.000
36	7	Julien CREGNIOT	2:17.499	91	Graham McALEESE	1:35.981	69	Yann GALLI	1:13.765	5:07.009	5:07.543	0.534
37	222	Michael GAHAN	2:17.901	144	Lancelot UNNISART	1:36.175	222	Michael GAHAN	1:13.847	5:07.003	5:07.575	0.572
38	35	Daniel INGHAM	2:17.915	35	Daniel INGHAM	1:36.242	144	Lancelot UNNISART	1:14.148	5:08.610	5:08.752	0.142
39	69	Yann GALLI	2:18.358	69	Yann GALLI	1:36.487	109	Neil KERNOHAN	1:14.681	5:09.288	5:09.716	0.428
40	144	Lancelot UNNISART	2:18.468	145	Daniel FORBES	1:36.610	53	Wayne BOURGEOIS	1:14.783	5:08.791	5:09.809	1.018
41	86	Gerald DATH	2:18.728	90	Craig KENNELLY	1:36.707	145	Daniel FORBES	1:14.899	5:10.497	5:11.685	1.188
42	145	Daniel FORBES	2:18.988	7	Julien CREGNIOT	1:36.717	90	Craig KENNELLY	1:15.046	5:11.288	5:12.264	0.976
43	66	Adrian HARRISON	2:19.143	12	Kevin KEYES	1:36.880	26	Dennis BOOTH	1:15.255	5:12.378	5:12.550	0.172
44	90	Craig KENNELLY	2:19.535	86	Gerald DATH	1:37.165	88	Sean McTAGGART	1:15.283	5:08.658	5:12.915	4.257
45	26	Dennis BOOTH	2:20.233	66	Adrian HARRISON	1:37.323	51	Rad HUGHES	1:15.284	5:13.723	5:14.861	1.138
46	88	Sean McTAGGART	2:20.670	21	Phil STEWART	1:37.422	91	Graham McALEESE	1:15.379	5:14.313	5:15.273	0.960
47	59	Darragh TRAPPE	2:21.199	83	Gareth ARNOLD	1:37.427	59	Darragh TRAPPE	1:15.483	5:13.830	5:15.748	1.918
48	51	Rad HUGHES	2:23.377	59	Darragh TRAPPE	1:37.631	66	Adrian HARRISON	1:15.912	5:17.116	5:17.324	0.208
49	83	Gareth ARNOLD	2:24.219	88	Sean McTAGGART	1:37.877	83	Gareth ARNOLD	1:16.131	5:17.777	5:21.668	3.891
50	143	Stephen DEGNAN	2:26.993	26	Dennis BOOTH	1:38.235	143	Stephen DEGNAN	1:19.284	5:26.619	5:26.619	0.000
51	68	Leon DONAGHY	2:27.948	51	Rad HUGHES	1:38.455	68	Leon DONAGHY	1:19.382	5:28.645	5:32.067	3.422
52	54	Andy SELLARS	2:28.087	143	Stephen DEGNAN	1:40.342	46	Mark JOHNSON	1:19.895	5:31.487	5:33.104	1.617
				68	Leon DONAGHY	1:41.315	54	Andy SELLARS	1:19.959		6:31.144	
				46	Mark JOHNSON	1:42.263					30:00.487	
				54	Andy SELLARS	1:43.441						





## SPEED TRAP ON APPROACH TO UNIVERSITY

Class	No/Name	Fastest	Lap 1	Lap 2	Lap 3	Lap 4	Lap 5	Lap 6	Lap 7	Lap 8	Lap 9	Lap 10	Lap 11	Lap 12
SSP	47 Richard COOPER	179.5	178.6	176.3	177.7	175.3	177.7	170.9	177.2	179.5				
SSP	16 Mike BROWNE	177.7	172.2	171.8	176.3	176.7	174.4	177.2	177.7					
SSP	1 Davey TODD	176.7	171.8	174.4	172.6	171.8	172.2	173.1	174.4	176.7				
SSP	22 Paul JORDAN	174.4	174.4	172.6	171.3	165.4	168.3	170.0	168.7	167.5				
SSP	156 Adam McLEAN	173.5	168.7	168.3	171.3	169.2	171.8	173.5						
SSP	6 Michael DUNLOP	172.6	168.3	172.6	168.7	170.0	171.3							
SSP	89 Mark CONLIN	171.8	169.2	165.4	169.6	171.3	171.8	170.9						
SSP	24 Conor CUMMINS	170.9	167.1	170.9	170.5	169.2								
SSP	666 Peter HICKMAN	170.5	167.9	170.5	170.5	167.5	167.1	167.9						
SSP	8 Christian ELKIN	170.5	167.1	168.7	167.1	170.5	167.1	163.4						
SSP	36 Jonathan GOETSCHY	169.6	163.8	166.2	163.4	163.4	165.0	164.2	169.6	163.4				
SSP	81 Eoin Ó SIOCHRU	169.2	165.0	166.2	164.6	169.2	164.2	166.2	164.6					
SSP	17 Gary McCOY	169.2	169.2	169.2	165.4	160.3	167.5							
SSP	80 Barry FURBER	169.2	140.0	165.0	169.2	166.2	165.8							
SSP	23 Michael EVANS	169.2	169.2	169.2	169.2	168.3	163.4	169.2	168.7					
SSP	4 Ian HUTCHINSON	167.9	165.4	166.7	165.8	167.9	165.0	163.0	165.4					
SSP	99 Jeremy McWILLIAMS	167.9	165.8	163.4	166.7	161.9	167.9	163.4						
SSP	12 Kevin KEYES	167.1	167.1	165.0										
SSP	9 Craig NEVE	167.1	166.2	166.7	165.8	167.1	165.8	165.4						
SSP	53 Wayne BOURGEOIS	167.1	150.6	149.6	165.4	164.6	165.4	167.1	166.7	165.8				
SSP	111 Brian McCORMACK	166.2	166.2	158.1	163.0	156.9								
SSP	65 Michael SWEENEY	166.2	161.1	162.6	163.8	165.0	166.2	165.0						
SSP	96 Dom HERBERTSON	165.4	141.7	161.9	162.6	163.8	163.4	165.4	165.0					
SSP	109 Neil KERNOHAN	165.4	161.9	163.4	165.4	161.1	159.2							
SSP	38 Paul WILLIAMS	165.4	165.4	161.9	161.9	161.9	161.5	161.9	162.6	162.6				
SSP	78 Emmet O'GRADY	165.0	156.2	159.6	147.7	165.0								
SSP	384 Mauro PONCINI	164.6	158.1	164.2	155.9	153.4	163.4	163.4	164.6					
SSP	76 Jacque FOLEY	164.2	164.2	158.4	159.2	156.9	158.1	163.4	163.0					
SSP	35 Daniel INGHAM	164.2	158.8	160.3	161.1	160.7	161.5	164.2	163.0					
SSP	144 Lancelot UNNISART	163.8	159.2	150.0	163.8	160.7	161.1	163.0	162.6	161.5				
SSP	91 Graham McALEESE	163.8	149.0	156.9	163.4	159.9	162.2	163.8	163.0					
SSP	97 Josh CORNER	163.8	145.1	147.0	163.4	162.6	163.4	162.6	163.8					
SSP	90 Craig KENNELLY	163.0	151.6	154.4	156.9	159.9	159.6	163.0	162.2					
SSP	57 Toby SHANN	163.0	153.7	162.2	161.5	162.6	161.9	163.0	158.8					
SSP	231 Marcus SIMPSON	163.0	157.3	161.1	162.2	160.7	163.0	162.2						
SSP	66 Adrian HARRISON	162.2	157.3	159.2	160.7	162.2	160.7	161.1	159.2					
SSP	39 Allann VENTER	162.2	150.0	142.7	158.1	161.5	162.2	160.7						
SSP	69 Yann GALLI	161.1	161.1	161.1	159.9	160.7	160.7	160.3						
SSP	56 Ryan WHITEHALL	161.1	154.1	154.8	160.3	159.9	160.3	161.1						
SSP	7 Julien CREGNIOT	160.7	159.2	156.9	159.2	160.7	158.4	158.8						
SSP	222 Michael GAHAN	160.7	159.9	158.4	156.2	155.9	160.7	158.8						
SSP	41 Aaron SPENCE	160.3	158.4	151.0	160.3	157.7	158.8	157.3	158.8					
SSP	145 Daniel FORBES	160.3	150.6	148.3	155.9	158.1	157.3	158.8	160.3					
SSP	21 Phil STEWART	159.6	159.6											
SSP	51 Rad HUGHES	159.6	155.1	153.4	153.4	154.1	159.6	158.8	159.6	155.5				
SSP	88 Sean McTAGGART	158.8	158.8	158.1	155.1	152.7	155.5	152.7						
SSP	30 Julian TRUMMER	158.1	154.1	157.7	157.7	158.1								
SSP	86 Gerald DATH	157.3	152.7	153.0	151.3	157.3	151.3	151.3						
SSP	68 Leon DONAGHY	156.6	156.6	151.3	149.6	149.6								
SSP	26 Dennis BOOTH	156.6	146.1	151.0	154.8	154.8	156.6	155.1						
SSP	59 Darragh TRAPPE	155.9	153.4	155.1	154.1	154.4	155.5	155.9						
SSP	54 Andy SELLARS	155.9	137.4	148.3	150.3	153.4	149.0	155.9						

**SPEED TRAP**  
**ON APPROACH TO UNIVERSITY**

Class	No/Name	Fastest	Lap 1	Lap 2	Lap 3	Lap 4	Lap 5	Lap 6	Lap 7	Lap 8	Lap 9	Lap 10	Lap 11	Lap 12
SSP	143 Stephen DEGNAN	<b>155.1</b>	149.6	<u>155.1</u>	150.0	149.0	143.3	138.5	151.0					
SSP	83 Gareth ARNOLD	<b>153.4</b>	151.6	<u>153.4</u>	153.0									
SSP	46 Mark JOHNSON	<b>149.3</b>	138.3	<u>149.3</u>										

# BRIGGS EQUIPMENT NORTH WEST 2000

## SUPERSPORT

Q3: Second Qualifying

Thursday, 09 May 2024



# NW2000

Qualifying Time

5:25.794

Qualifying Speed

99.118


Pos	Class	No	Name	Machine / Sponsor	Best Lap			Total Laps	Qualifying Laps
					Time	Behind	Speed On		
<b>Qualifying Classification</b>									
1	SSP	47	Richard COOPER	Yamaha - BPE by Russell Racing	4:33.627		118.015	3	5
2	SSP	1	Davey TODD	Ducati - Powertoolmate Ducati	4:34.304	0.677	117.723	3	4
3	SSP	16	Mike BROWNE	Yamaha - BPE by Russell Racing	4:37.104	3.477	116.534	3	5
4	SSP	6	Michael DUNLOP	Triumph - MD Racing	4:37.277	3.650	116.461	2	3
5	SSP	156	Adam McLEAN	Kawasaki - JMCC Roofing Racing	4:39.101	5.474	115.700	2	4
6	SSP	22	Paul JORDAN	Honda - Jackson Racing by Prosper2	4:40.137	6.510	115.272	3	4
7	SSP	65	Michael SWEENEY	Yamaha - EM Building	4:43.593	9.966	113.867	3	4
8	SSP	24	Conor CUMMINS	Honda - Milenco by Padgett's Motorcycles	4:43.739	10.112	113.809	3	4
9	SSP	8	Christian ELKIN	Yamaha - DynoCentre NI	4:43.988	10.361	113.709	3	4
10	SSP	4	Ian HUTCHINSON	Honda - Milenco by Padgett's Motorcycles	4:46.114	12.487	112.864	3	5
11	SSP	17	Gary McCOY	Suzuki - MadBros Racing	4:46.520	12.893	112.704	3	3
12	SSP	9	Craig NEVE	Triumph - Bathams Racing	4:46.731	13.104	112.621	3	4
13	SSP	231	Marcus SIMPSON	Triumph - JPS Racing	4:47.780	14.153	112.211	2	4
14	SSP	89	Mark CONLIN	Ducati - NRG-moto.com	4:49.936	16.309	111.376	3	4
15	SSP	78	Emmet O'GRADY	Honda - AKR Thomas Bourne Racing	4:50.098	16.471	111.314	3	4
16	SSP	12	Kevin KEYES	Yamaha - Daracore Racing	4:51.632	18.005	110.729	4	4
17	SSP	111	Brian McCORMACK	Triumph - Global Robots by PHR	4:51.810	18.183	110.661	2	3
18	SSP	36	Jonathan GOETSCHY	Yamaha - Optimark Road Racing	4:52.289	18.662	110.480	4	4
19	SSP	80	Barry FURBER	Kawasaki - Clem Davies Racing	4:52.505	18.878	110.398	3	4
20	SSP	81	Eoin Ó SIOCHRU	Triumph - Roadhouse Macau Racing	4:54.127	20.500	109.789	3	3
21	SSP	384	Mauro PONCINI	Yamaha - Delmo Racing	4:56.073	22.446	109.068	3	4
22	SSP	21	Phil STEWART	Yamaha - Phil Stewart Racing	4:56.206	22.579	109.019	3	4
23	SSP	76	Jacque FOLEY	Yamaha - JF76 TPS Racing	4:56.347	22.720	108.967	2	3
24	SSP	57	Toby SHANN	Triumph - Shann Racing	4:57.217	23.590	108.648	4	4
25	SSP	109	Neil KERNOHAN	Yamaha - Kernohan Racing	4:58.120	24.493	108.319	3	4
26	SSP	38	Paul WILLIAMS	Triumph - Golden Site Solutions	4:58.226	24.599	108.280	3	4
27	SSP	43	Sam JOHNSON	Suzuki	4:58.345	24.718	108.237	3	4
28	SSP	97	Josh CORNER	Yamaha - Parker Transport	4:58.379	24.752	108.225	2	4
29	SSP	39	Allann VENTER	Honda - TH Racing	4:58.920	25.293	108.029	3	4
30	SSP	222	Michael GAHAN	Yamaha - Newline Elite Racing	4:59.090	25.463	107.968	3	4
31	SSP	41	Aaron SPENCE	Yamaha - WG Racing	4:59.411	25.784	107.852	4	4
32	SSP	35	Daniel INGHAM	Yamaha - Castings Technology	4:59.620	25.993	107.777	4	4
33	SSP	83	Gareth ARNOLD	Kawasaki - Cowton Racing	4:59.776	26.149	107.720	3	4
34	SSP	56	Ryan WHITEHALL	Yamaha - WR Racing	5:00.198	26.571	107.569	3	4
35	SSP	7	Julien CREGNIOT	Kawasaki - Cregniot Road Racing	5:02.099	28.472	106.892	2	4
36	SSP	53	Wayne BOURGEOIS	Yamaha - Basomba Racing	5:02.203	28.576	106.855	4	4
37	SSP	90	Craig KENNELLY	Ducati - Residio Racing	5:03.311	29.684	106.465	2	4
38	SSP	44	Don GILBERT	Yamaha - Gorilla Racing	5:03.789	30.162	106.297	4	4
39	SSP	144	Lancelot UNNISART	Honda - Village Motos Nantes	5:03.953	30.326	106.240	3	4
40	SSP	145	Daniel FORBES	Suzuki - FB Racing	5:06.020	32.393	105.523	3	3
41	SSP	91	Graham McALEESE	Yamaha - MPR	5:06.265	32.638	105.438	3	4
42	SSP	69	Yann GALLI	Honda - Road's Warrior	5:06.965	33.338	105.198	2	4
43	SSP	99	Jeremy McWILLIAMS	Yamaha - JMCC Roofing	5:07.682	34.055	104.953	2	2
44	SSP	86	Gerald DATH	Honda	5:07.879	34.252	104.885	4	4
45	SSP	26	Dennis BOOTH	Yamaha	5:08.867	35.240	104.550	3	4
46	SSP	66	Adrian HARRISON	Yamaha - Brooke Built Racing	5:10.775	37.148	103.908	4	4
47	SSP	59	Darragh TRAPPE	Kawasaki - STS Racing by MSS	5:12.548	38.921	103.319	3	4
48	SSP	143	Stephen DEGNAN	Kawasaki	5:18.097	44.470	101.516	3	4

**Non Qualifiers**

SSP	23	Michael EVANS	Triumph - Smith Racing	4:52.626	18.999	110.352	2	2	1
SSP	96	Dom HERBERTSON	Yamaha - Burrows by RK Racing	4:55.545	21.918	109.263	1	2	1
SSP	30	Julian TRUMMER	Honda - Jackson Racing by Prosper2	4:59.164	25.537	107.941	2	3	1
SSP	666	Peter HICKMAN	Triumph - Trooper Triumph by PHR	5:04.820	31.193	105.938	2	2	1
SSP	88	Sean McTAGGART	Yamaha - SDM Racing	5:14.753	41.126	102.595	3	3	1
SSP	54	Andy SELLARS	Yamaha - ASM Road Racing	5:25.408	51.781	99.235	4	4	1
SSP	46	Mark JOHNSON	Yamaha - MJ Racing	5:28.900	55.273	98.182	2	4	0

Provisional result to be confirmed by the Stewards of the Meeting subject to completion of technical inspections & the time limit for protests

Page 1 / 2

Circuit	<b>The Triangle</b>	Signed	Organising Club	<b>Coleraine &amp; D MC</b>
Length(miles)	<b>8.9700</b> Lap 1 (8.8300)		Qualifying Started	<b>12:02</b>
Weather	<b>Cloudy</b>	Chief Timekeeper		
Track	<b>Dry, 28°C</b>	Issued At: 12:52		



**BRIGGS EQUIPMENT NORTH WEST 2000  
SUPERSPORT  
Q3: Second Qualifying  
Thursday, 09 May 2024**



**Qualifying Time**


**5:25.794**

**Qualifying Speed**

**99.118**

Pos	Class	No	Name	Machine / Sponsor	Best Lap		On	Total Laps	Qualifying Laps	
					Time	Behind Speed				
<b>Non Qualifiers</b>										
	SSP	68	Leon DONAGHY	Triumph - R Lancaster & Son Wrea Green	5:29.436	55.809	98.022	2	2	<u>0</u>
	SSP	51	Rad HUGHES	Kawasaki - RAF Motorsports	7:46.659	3:13.032	69.198	1	2	<u>0</u>

Provisional result to be confirmed by the Stewards of the Meeting subject to completion of technical inspections & the time limit for protests Page 2 / 2

Circuit	<b>The Triangle</b>	Signed		Organising Club	<b>Coleraine &amp; D MC</b>
Length(miles)	<b>8.9700 Lap 1 (8.8300)</b>		Chief Timekeeper	Qualifying Started	<b>12:02</b>
Weather	<b>Cloudy</b>	Issued At:	12:52		
Track	<b>Dry, 28°C</b>				



## DETAILED SECTOR ANALYSIS

### Qualifying Classification

Position

**1** 47 Richard COOPER

SSP Behind

Best Time **4:33.627** Best Speed **118.015** On **3** Gp

Lap	Lap Time	Lap Speed	Sector 1	Sector 2	Sector 3	Speed Trap
1	4:45.997	111.148		1:28.985	1:07.804	179.1
2	4:46.189	112.835	2:04.050	1:26.829	1:15.310	179.5
3	<b>4:33.627</b>	<b>118.015</b>	<b>2:03.152</b>	<b>1:25.470</b>	<b>1:05.005</b>	<b>181.5</b>
4	4:36.579	116.755	2:03.629	1:26.062	1:06.888	179.5
5	4:49.342	111.605	2:03.605	1:30.887		181.0
<i>Ideal</i>	<i>4:33.627</i>	<i>118.015</i>	<i>2:03.152</i>	<i>1:25.470</i>	<i>1:05.005</i>	<i>181.5</i>

**2** 1 Davey TODD

SSP Behind **0.677**

Best Time **4:34.304** Best Speed **117.723** On **3** Gp

Lap	Lap Time	Lap Speed	Sector 1	Sector 2	Sector 3	Speed Trap
1	4:47.496	110.568		1:28.780	1:07.750	176.3
2	4:35.009	117.422	2:03.356	1:27.162	1:04.491	<b>177.2</b>
3	<b>4:34.304</b>	<b>117.723</b>	<b>2:02.776</b>	<b>1:27.078</b>	<b>1:04.450</b>	174.4
4	4:45.649	113.048	2:07.036	1:28.812		175.3
<i>Ideal</i>	<i>4:34.304</i>	<i>117.723</i>	<i>2:02.776</i>	<i>1:27.078</i>	<i>1:04.450</i>	<i>177.2</i>

**3** 16 Mike BROWNE

SSP Behind **3.477**

Best Time **4:37.104** Best Speed **116.534** On **3** Gp

Lap	Lap Time	Lap Speed	Sector 1	Sector 2	Sector 3	Speed Trap
1	4:44.771	111.627		1:29.491	1:07.018	180.0
2	4:39.433	115.563	2:06.421	1:27.265	1:05.747	176.7
3	<b>4:37.104</b>	<b>116.534</b>	<b>2:04.100</b>	1:27.430	<b>1:05.574</b>	180.0
4	4:38.432	115.978	2:05.177	<b>1:27.040</b>	1:06.215	<b>180.5</b>
5	4:53.682	109.956	2:04.390	1:33.828		<b>180.5</b>
<i>Ideal</i>	<i>4:36.714</i>	<i>116.698</i>	<i>2:04.100</i>	<i>1:27.040</i>	<i>1:05.574</i>	<i>180.5</i>

**4** 6 Michael DUNLOP

SSP Behind **3.650**

Best Time **4:37.277** Best Speed **116.461** On **2** Gp

Lap	Lap Time	Lap Speed	Sector 1	Sector 2	Sector 3	Speed Trap
1	9:07.840	58.024		1:31.380	1:10.241	<b>173.5</b>
2	<b>4:37.277</b>	<b>116.461</b>	<b>2:04.910</b>	<b>1:27.058</b>	<b>1:05.309</b>	<b>173.5</b>
3	4:44.637	113.450	2:06.021	1:28.604		171.3
<i>Ideal</i>	<i>4:37.277</i>	<i>116.461</i>	<i>2:04.910</i>	<i>1:27.058</i>	<i>1:05.309</i>	<i>173.5</i>

### Qualifying Classification

Position

**5** 156 Adam McLEAN

SSP Behind **5.474**

Best Time **4:39.101** Best Speed **115.700** On **2** Gp

Lap	Lap Time	Lap Speed	Sector 1	Sector 2	Sector 3	Speed Trap
1	4:46.220	111.061		1:29.471	1:07.306	174.0
2	<b>4:39.101</b>	<b>115.700</b>	2:05.848	<b>1:27.617</b>	<b>1:05.636</b>	174.4
3	4:42.048	114.491	<b>2:05.185</b>	1:28.552		<b>176.3</b>
4	8:41.637	61.905		1:43.744	1:08.034	153.7
<i>Ideal</i>	<i>4:38.438</i>	<i>115.976</i>	<i>2:05.185</i>	<i>1:27.617</i>	<i>1:05.636</i>	<i>176.3</i>

**6** 22 Paul JORDAN

SSP Behind **6.510**

Best Time **4:40.137** Best Speed **115.272** On **3** Gp

Lap	Lap Time	Lap Speed	Sector 1	Sector 2	Sector 3	Speed Trap
1	4:47.893	110.416		1:29.599	1:07.770	172.6
2	4:41.104	114.876	2:05.505	1:28.991	1:06.608	<b>175.3</b>
3	<b>4:40.137</b>	<b>115.272</b>	<b>2:05.457</b>	<b>1:28.257</b>	<b>1:06.423</b>	172.2
4	4:54.760	109.554	2:08.368	1:32.790		173.5
<i>Ideal</i>	<i>4:40.137</i>	<i>115.272</i>	<i>2:05.457</i>	<i>1:28.257</i>	<i>1:06.423</i>	<i>175.3</i>

**7** 65 Michael SWEENEY

SSP Behind **9.966**

Best Time **4:43.593** Best Speed **113.867** On **3** Gp

Lap	Lap Time	Lap Speed	Sector 1	Sector 2	Sector 3	Speed Trap
1	5:17.525	100.112		1:33.359	1:11.913	164.2
2	4:45.482	113.114	2:08.838	1:29.396	1:07.248	<b>170.5</b>
3	<b>4:43.593</b>	<b>113.867</b>	<b>2:07.646</b>	<b>1:29.175</b>	<b>1:06.772</b>	<b>170.5</b>
4	5:17.279	101.778	2:11.843	1:45.134		170.0
<i>Ideal</i>	<i>4:43.593</i>	<i>113.867</i>	<i>2:07.646</i>	<i>1:29.175</i>	<i>1:06.772</i>	<i>170.5</i>

**8** 24 Conor CUMMINS

SSP Behind **10.112**

Best Time **4:43.739** Best Speed **113.809** On **3** Gp

Lap	Lap Time	Lap Speed	Sector 1	Sector 2	Sector 3	Speed Trap
1	5:16.492	100.439		1:32.260	1:11.666	<b>178.1</b>
2	4:45.854	112.967	2:08.437	<b>1:29.629</b>	1:07.788	174.0
3	<b>4:43.739</b>	<b>113.809</b>	<b>2:07.345</b>	1:29.679	<b>1:06.715</b>	168.7
4	5:44.832	93.646	2:50.826	1:42.156		169.2
<i>Ideal</i>	<i>4:43.689</i>	<i>113.829</i>	<i>2:07.345</i>	<i>1:29.629</i>	<i>1:06.715</i>	<i>178.1</i>



## SUPERSPORT

Q3: Second Qualifying

Thursday, 09 May 2024

## DETAILED SECTOR ANALYSIS

### Qualifying Classification

Position

**9** **8 Christian ELKIN**

SSP Behind **10.361**

Best Time **4:43.988** Best Speed **113.709** On **3** Gp

Lap	Lap Time	Lap Speed	Sector 1	Sector 2	Sector 3	Speed Trap
1	5:17.000	100.278		1:33.658	1:11.619	174.0
2	4:46.557	112.690	2:08.746	1:30.419	1:07.392	<b>176.3</b>
3	<b>4:43.988</b>	<b>113.709</b>	<b>2:06.824</b>	<b>1:30.381</b>	<b>1:06.783</b>	170.9
4	5:02.132	106.880	2:08.385	1:35.931		174.0
<i>Ideal</i>	<i>4:43.988</i>	<i>113.709</i>	<i>2:06.824</i>	<i>1:30.381</i>	<i>1:06.783</i>	<i>176.3</i>

### Qualifying Classification

Position

**13** **231 Marcus SIMPSON**

SSP Behind **14.153**

Best Time **4:47.780** Best Speed **112.211** On **2** Gp

Lap	Lap Time	Lap Speed	Sector 1	Sector 2	Sector 3	Speed Trap
1	6:30.958	81.308		1:31.650	1:09.008	165.8
2	<b>4:47.780</b>	<b>112.211</b>	<b>2:08.654</b>	1:30.814	1:08.312	169.6
3	4:50.958	110.985	2:11.425	1:31.266	<b>1:08.267</b>	<b>171.3</b>
4	4:49.259	111.637	2:08.846	<b>1:30.753</b>		<b>171.3</b>
<i>Ideal</i>	<i>4:47.674</i>	<i>112.252</i>	<i>2:08.654</i>	<i>1:30.753</i>	<i>1:08.267</i>	<i>171.3</i>

**10** **4 Ian HUTCHINSON**

SSP Behind **12.487**

Best Time **4:46.114** Best Speed **112.864** On **3** Gp

Lap	Lap Time	Lap Speed	Sector 1	Sector 2	Sector 3	Speed Trap
1	5:17.839	100.013		1:33.322	1:11.527	<b>174.9</b>
2	4:51.407	110.814	2:11.176	1:31.465	1:08.766	173.5
3	<b>4:46.114</b>	<b>112.864</b>	<b>2:07.727</b>	1:30.484	1:07.903	172.2
4	4:48.663	111.867	2:08.157	1:30.642	1:09.864	171.8
5	4:46.147	112.851	2:08.302	<b>1:30.020</b>	<b>1:07.825</b>	173.1
<i>Ideal</i>	<i>4:45.572</i>	<i>113.078</i>	<i>2:07.727</i>	<i>1:30.020</i>	<i>1:07.825</i>	<i>174.9</i>

**14** **89 Mark CONLIN**

SSP Behind **16.309**

Best Time **4:49.936** Best Speed **111.376** On **3** Gp

Lap	Lap Time	Lap Speed	Sector 1	Sector 2	Sector 3	Speed Trap
1	5:16.860	100.322		1:35.694	1:13.300	172.2
2	4:52.953	110.229	2:11.616	1:31.559	1:09.778	173.1
3	<b>4:49.936</b>	<b>111.376</b>	<b>2:09.712</b>	1:31.202	<b>1:09.022</b>	<b>174.0</b>
4	4:50.372	111.209	2:09.798	<b>1:31.182</b>	1:09.392	173.5
<i>Ideal</i>	<i>4:49.916</i>	<i>111.384</i>	<i>2:09.712</i>	<i>1:31.182</i>	<i>1:09.022</i>	<i>174.0</i>

**11** **17 Gary McCOY**

SSP Behind **12.893**

Best Time **4:46.520** Best Speed **112.704** On **3** Gp

Lap	Lap Time	Lap Speed	Sector 1	Sector 2	Sector 3	Speed Trap
1	11:18.469	46.853		1:31.890	1:08.604	171.3
2	4:46.750	112.614	<b>2:08.607</b>	1:30.348	1:07.795	167.9
3	<b>4:46.520</b>	<b>112.704</b>	2:09.053	<b>1:29.784</b>	<b>1:07.683</b>	<b>173.1</b>
<i>Ideal</i>	<i>4:46.074</i>	<i>112.880</i>	<i>2:08.607</i>	<i>1:29.784</i>	<i>1:07.683</i>	<i>173.1</i>

**15** **78 Emmet O'GRADY**

SSP Behind **16.471**

Best Time **4:50.098** Best Speed **111.314** On **3** Gp

Lap	Lap Time	Lap Speed	Sector 1	Sector 2	Sector 3	Speed Trap
1	5:19.532	99.483		1:33.506	1:10.771	171.3
2	4:51.911	110.623	2:11.659	<b>1:31.540</b>	1:08.712	<b>173.1</b>
3	<b>4:50.098</b>	<b>111.314</b>	<b>2:09.361</b>	1:32.414	<b>1:08.323</b>	166.7
4	5:34.739	96.469	2:12.876	1:49.376		166.2
<i>Ideal</i>	<i>4:49.224</i>	<i>111.650</i>	<i>2:09.361</i>	<i>1:31.540</i>	<i>1:08.323</i>	<i>173.1</i>

**12** **9 Craig NEVE**

SSP Behind **13.104**

Best Time **4:46.731** Best Speed **112.621** On **3** Gp

Lap	Lap Time	Lap Speed	Sector 1	Sector 2	Sector 3	Speed Trap
1	7:40.497	69.030		1:30.795	1:10.843	170.0
2	4:47.567	112.294	2:09.506	<b>1:29.991</b>	1:08.070	169.6
3	<b>4:46.731</b>	<b>112.621</b>	<b>2:08.427</b>	1:30.369	1:07.935	<b>170.9</b>
4	4:46.942	112.538	2:08.768	1:30.346	<b>1:07.828</b>	<b>170.9</b>
<i>Ideal</i>	<i>4:46.246</i>	<i>112.812</i>	<i>2:08.427</i>	<i>1:29.991</i>	<i>1:07.828</i>	<i>170.9</i>

**16** **12 Kevin KEYES**

SSP Behind **18.005**

Best Time **4:51.632** Best Speed **110.729** On **4** Gp

Lap	Lap Time	Lap Speed	Sector 1	Sector 2	Sector 3	Speed Trap
1	5:19.155	99.601		1:33.758	1:10.935	<b>169.6</b>
2	4:59.533	107.808	2:11.306	<b>1:31.315</b>	1:16.912	168.3
3	4:52.409	110.434	<b>2:09.848</b>	1:33.065	1:09.496	<b>169.6</b>
4	<b>4:51.632</b>	<b>110.729</b>	2:10.222	1:32.222	<b>1:09.188</b>	166.7
<i>Ideal</i>	<i>4:50.351</i>	<i>111.217</i>	<i>2:09.848</i>	<i>1:31.315</i>	<i>1:09.188</i>	<i>169.6</i>



## SUPERSPORT

Q3: Second Qualifying

Thursday, 09 May 2024

## DETAILED SECTOR ANALYSIS

### Qualifying Classification

Position

**17** 111 Brian McCORMACK

SSP Behind 18.183

Best Time 4:51.810 Best Speed 110.661 On 2 Gp

Lap	Lap Time	Lap Speed	Sector 1	Sector 2	Sector 3	Speed Trap
1	5:18.163	99.911		1:33.412	1:11.577	175.3
2	4:51.810	110.661	2:11.062	1:31.637	1:09.111	173.1
3	5:08.590	104.644	2:10.217	1:33.853		172.2
Ideal	4:50.965	110.982	2:10.217	1:31.637	1:09.111	175.3

**18** 36 Jonathan GOETSCHY

SSP Behind 18.662

Best Time 4:52.289 Best Speed 110.480 On 4 Gp

Lap	Lap Time	Lap Speed	Sector 1	Sector 2	Sector 3	Speed Trap
1	6:16.267	84.483		1:34.555	1:09.841	174.4
2	4:56.944	108.748	2:11.661	1:33.383	1:11.900	160.3
3	4:53.335	110.086	2:11.239	1:32.826	1:09.270	168.3
4	4:52.289	110.480	2:11.046	1:32.082	1:09.161	170.0
Ideal	4:52.289	110.480	2:11.046	1:32.082	1:09.161	174.4

**19** 80 Barry FURBER

SSP Behind 18.878

Best Time 4:52.505 Best Speed 110.398 On 3 Gp

Lap	Lap Time	Lap Speed	Sector 1	Sector 2	Sector 3	Speed Trap
1	5:42.416	92.834		1:34.383	1:13.268	172.2
2	4:58.701	108.108	2:14.448	1:33.654	1:10.599	175.8
3	4:52.505	110.398	2:10.619	1:31.735	1:10.151	172.6
4	5:00.266	107.545	2:13.568	1:34.763	1:11.935	170.5
Ideal	4:52.505	110.398	2:10.619	1:31.735	1:10.151	175.8

**20** 81 Eoin Ó SIOCHRU

SSP Behind 20.500

Best Time 4:54.127 Best Speed 109.789 On 3 Gp

Lap	Lap Time	Lap Speed	Sector 1	Sector 2	Sector 3	Speed Trap
1	5:41.304	93.137		1:36.996	1:12.452	172.2
2	5:00.143	107.589	2:16.052	1:33.763	1:10.328	171.3
3	4:54.127	109.789	2:11.763	1:31.863	1:10.501	172.2
Ideal	4:53.954	109.854	2:11.763	1:31.863	1:10.328	172.2

### Qualifying Classification

Position

**21** 384 Mauro PONCINI

SSP Behind 22.446

Best Time 4:56.073 Best Speed 109.068 On 3 Gp

Lap	Lap Time	Lap Speed	Sector 1	Sector 2	Sector 3	Speed Trap
1	5:39.491	93.634		1:36.433	1:12.973	167.9
2	5:01.154	107.228	2:16.003	1:34.583	1:10.568	166.7
3	4:56.073	109.068	2:12.199	1:33.995	1:09.879	167.9
4	5:04.275	106.128	2:11.586	1:34.899		167.5
Ideal	4:55.460	109.294	2:11.586	1:33.995	1:09.879	167.9

**22** 21 Phil STEWART

SSP Behind 22.579

Best Time 4:56.206 Best Speed 109.019 On 3 Gp

Lap	Lap Time	Lap Speed	Sector 1	Sector 2	Sector 3	Speed Trap
1	5:56.054	89.279		1:41.275	1:12.613	160.7
2	5:03.138	106.526	2:17.194	1:33.809	1:12.135	164.6
3	4:56.206	109.019	2:13.387	1:32.969	1:09.850	163.0
4	5:21.764	100.359	2:35.842	1:35.255	1:10.667	164.2
Ideal	4:56.206	109.019	2:13.387	1:32.969	1:09.850	164.6

**23** 76 Jacque FOLEY

SSP Behind 22.720

Best Time 4:56.347 Best Speed 108.967 On 2 Gp

Lap	Lap Time	Lap Speed	Sector 1	Sector 2	Sector 3	Speed Trap
1	5:18.891	99.683		1:35.997	1:12.898	170.9
2	4:56.347	108.967	2:13.027	1:33.139	1:10.181	173.5
3	5:01.389	107.144	2:12.155	1:34.712		167.5
Ideal	4:55.475	109.288	2:12.155	1:33.139	1:10.181	173.5

**24** 57 Toby SHANN

SSP Behind 23.590

Best Time 4:57.217 Best Speed 108.648 On 4 Gp

Lap	Lap Time	Lap Speed	Sector 1	Sector 2	Sector 3	Speed Trap
1	5:56.279	89.222		1:36.478	1:12.513	165.0
2	5:04.357	106.099	2:18.501	1:34.076	1:11.780	170.5
3	4:59.141	107.949	2:14.234	1:34.175	1:10.732	166.2
4	4:57.217	108.648	2:10.956	1:34.405	1:11.856	168.7
Ideal	4:55.764	109.182	2:10.956	1:34.076	1:10.732	170.5

## SUPERSPORT

Q3: Second Qualifying

Thursday, 09 May 2024

## DETAILED SECTOR ANALYSIS

### Qualifying Classification

Position

**25** 109 Neil KERNOHAN

SSP Behind 24.493

Best Time 4:58.120 Best Speed 108.319 On 3 Gp

Lap	Lap Time	Lap Speed	Sector 1	Sector 2	Sector 3	Speed Trap
1	6:01.391	87.960		1:37.536	1:12.702	169.6
2	5:02.460	106.765	2:15.572	1:33.336	1:13.552	164.2
3	4:58.120	108.319	2:14.252	1:33.103	1:10.765	167.1
4	5:05.067	105.852	2:14.978	1:34.525		164.6
<i>Ideal</i>	4:58.120	108.319	2:14.252	1:33.103	1:10.765	169.6

### Qualifying Classification

Position

**29** 39 Allann VENTER

SSP Behind 25.293

Best Time 4:58.920 Best Speed 108.029 On 3 Gp

Lap	Lap Time	Lap Speed	Sector 1	Sector 2	Sector 3	Speed Trap
1	5:14.614	101.038		1:35.372	1:15.779	161.9
2	5:00.486	107.466	2:14.132	1:34.878	1:11.476	164.6
3	4:58.920	108.029	2:13.140	1:34.571	1:11.209	168.7
4	5:00.880	107.325	2:11.605	1:34.349		167.9
<i>Ideal</i>	4:57.163	108.668	2:11.605	1:34.349	1:11.209	168.7

**26** 38 Paul WILLIAMS

SSP Behind 24.599

Best Time 4:58.226 Best Speed 108.280 On 3 Gp

Lap	Lap Time	Lap Speed	Sector 1	Sector 2	Sector 3	Speed Trap
1	5:18.623	99.767		1:34.845	1:14.202	161.1
2	5:01.804	106.997	2:16.060	1:34.227	1:11.517	165.0
3	4:58.226	108.280	2:13.362	1:33.795	1:11.069	163.4
4	5:04.507	106.047	2:13.591	1:33.680		167.5
<i>Ideal</i>	4:58.111	108.322	2:13.362	1:33.680	1:11.069	167.5

**30** 222 Michael GAHAN

SSP Behind 25.463

Best Time 4:59.090 Best Speed 107.968 On 3 Gp

Lap	Lap Time	Lap Speed	Sector 1	Sector 2	Sector 3	Speed Trap
1	5:17.420	100.145		1:35.626	1:13.537	163.8
2	5:01.713	107.029	2:15.212	1:34.487	1:12.014	163.8
3	4:59.090	107.968	2:13.859	1:33.903	1:11.328	164.6
4	5:02.780	106.652	2:14.575	1:34.057		162.6
<i>Ideal</i>	4:59.090	107.968	2:13.859	1:33.903	1:11.328	164.6

**27** 43 Sam JOHNSON

SSP Behind 24.718

Best Time 4:58.345 Best Speed 108.237 On 3 Gp

Lap	Lap Time	Lap Speed	Sector 1	Sector 2	Sector 3	Speed Trap
1	6:11.832	85.490		1:38.313	1:11.400	161.9
2	5:02.186	106.861	2:16.441	1:33.682	1:12.063	163.0
3	4:58.345	108.237	2:14.851	1:33.088	1:10.406	165.8
4	5:08.545	104.659	2:13.443	1:32.780	1:22.322	169.6
<i>Ideal</i>	4:56.629	108.863	2:13.443	1:32.780	1:10.406	169.6

**31** 41 Aaron SPENCE

SSP Behind 25.784

Best Time 4:59.411 Best Speed 107.852 On 4 Gp

Lap	Lap Time	Lap Speed	Sector 1	Sector 2	Sector 3	Speed Trap
1	5:23.303	98.323		1:38.255	1:13.714	163.0
2	5:15.884	102.227	2:19.385	1:42.445		166.2
3	6:47.559	79.233		1:34.483	1:11.156	165.0
4	4:59.411	107.852	2:13.344	1:34.768	1:11.299	164.6
<i>Ideal</i>	4:58.983	108.006	2:13.344	1:34.483	1:11.156	166.2

**28** 97 Josh CORNER

SSP Behind 24.752

Best Time 4:58.379 Best Speed 108.225 On 2 Gp

Lap	Lap Time	Lap Speed	Sector 1	Sector 2	Sector 3	Speed Trap
1	5:34.163	95.127		1:34.989	1:12.121	173.5
2	4:58.379	108.225	2:12.871	1:33.756	1:11.752	171.3
3	5:00.471	107.471	2:14.093	1:34.621	1:11.757	169.6
4	5:07.329	105.073	2:13.983	1:34.712		168.7
<i>Ideal</i>	4:58.379	108.225	2:12.871	1:33.756	1:11.752	173.5

**32** 35 Daniel INGHAM

SSP Behind 25.993

Best Time 4:59.620 Best Speed 107.777 On 4 Gp

Lap	Lap Time	Lap Speed	Sector 1	Sector 2	Sector 3	Speed Trap
1	5:51.291	90.489		1:36.485	1:12.830	152.3
2	5:00.898	107.319	2:14.846	1:35.353	1:10.699	164.2
3	5:01.910	106.959	2:16.305	1:35.143	1:10.462	165.8
4	4:59.620	107.777	2:14.908	1:34.640	1:10.072	165.8
<i>Ideal</i>	4:59.558	107.799	2:14.846	1:34.640	1:10.072	165.8

## SUPERSPORT

Q3: Second Qualifying

Thursday, 09 May 2024

## DETAILED SECTOR ANALYSIS

### Qualifying Classification

Position

**33** **83 Gareth ARNOLD**  
 SSP Behind **26.149**  
 Best Time **4:59.776** Best Speed **107.720** On **3** Gp

Lap	Lap Time	Lap Speed	Sector 1	Sector 2	Sector 3	Speed Trap
1	5:56.889	89.070		1:35.773	1:12.293	<b>163.8</b>
2	5:07.388	105.053	2:20.573	<b>1:34.044</b>	1:12.771	160.3
3	<b>4:59.776</b>	<b>107.720</b>	<b>2:14.571</b>	1:34.325	<b>1:10.880</b>	161.5
4	5:05.146	105.825	2:15.819	1:34.747		160.3
<i>Ideal</i>	<i>4:59.495</i>	<i>107.821</i>	<i>2:14.571</i>	<i>1:34.044</i>	<i>1:10.880</i>	<i>163.8</i>

**34** **56 Ryan WHITEHALL**  
 SSP Behind **26.571**  
 Best Time **5:00.198** Best Speed **107.569** On **3** Gp

Lap	Lap Time	Lap Speed	Sector 1	Sector 2	Sector 3	Speed Trap
1	5:55.894	89.319		1:38.339	1:14.499	164.6
2	5:40.102	94.948	2:20.517	1:36.031	1:43.554	<b>165.4</b>
3	<b>5:00.198</b>	<b>107.569</b>	<b>2:15.905</b>	<b>1:34.548</b>	<b>1:09.745</b>	163.8
4	5:06.665	105.301	2:18.220	1:35.765	1:12.680	158.1
<i>Ideal</i>	<i>5:00.198</i>	<i>107.569</i>	<i>2:15.905</i>	<i>1:34.548</i>	<i>1:09.745</i>	<i>165.4</i>

**35** **7 Julien CREGNIOT**  
 SSP Behind **28.472**  
 Best Time **5:02.099** Best Speed **106.892** On **2** Gp

Lap	Lap Time	Lap Speed	Sector 1	Sector 2	Sector 3	Speed Trap
1	8:24.110	63.058		1:37.635	1:11.513	158.4
2	<b>5:02.099</b>	<b>106.892</b>	2:15.845	<b>1:35.883</b>	<b>1:10.371</b>	<b>161.1</b>
3	5:03.497	106.400	<b>2:15.461</b>	1:37.633	1:10.403	160.7
4	5:03.270	106.479	2:15.623	1:37.071	1:10.576	159.2
<i>Ideal</i>	<i>5:01.715</i>	<i>107.028</i>	<i>2:15.461</i>	<i>1:35.883</i>	<i>1:10.371</i>	<i>161.1</i>

**36** **53 Wayne BOURGEOIS**  
 SSP Behind **28.576**  
 Best Time **5:02.203** Best Speed **106.855** On **4** Gp

Lap	Lap Time	Lap Speed	Sector 1	Sector 2	Sector 3	Speed Trap
1	7:27.445	71.043		1:36.379		168.3
2	7:10.417	75.025		1:35.968	1:13.294	169.2
3	5:06.508	105.355	2:17.190	1:36.168	<b>1:13.150</b>	148.6
4	<b>5:02.203</b>	<b>106.855</b>	<b>2:14.213</b>	<b>1:34.690</b>	1:13.300	<b>170.5</b>
<i>Ideal</i>	<i>5:02.053</i>	<i>106.908</i>	<i>2:14.213</i>	<i>1:34.690</i>	<i>1:13.150</i>	<i>170.5</i>

### Qualifying Classification

Position

**37** **90 Craig KENNELLY**  
 SSP Behind **29.684**  
 Best Time **5:03.311** Best Speed **106.465** On **2** Gp

Lap	Lap Time	Lap Speed	Sector 1	Sector 2	Sector 3	Speed Trap
1	8:19.754	63.607		1:39.239	1:14.342	161.5
2	<b>5:03.311</b>	<b>106.465</b>	2:16.051	<b>1:35.621</b>	<b>1:11.639</b>	168.7
3	5:12.647	103.286	2:18.478	1:40.317	1:13.852	165.4
4	5:15.411	102.381	<b>2:14.771</b>	1:47.852	1:12.788	<b>171.8</b>
<i>Ideal</i>	<i>5:02.031</i>	<i>106.916</i>	<i>2:14.771</i>	<i>1:35.621</i>	<i>1:11.639</i>	<i>171.8</i>

**38** **44 Don GILBERT**  
 SSP Behind **30.162**  
 Best Time **5:03.789** Best Speed **106.297** On **4** Gp

Lap	Lap Time	Lap Speed	Sector 1	Sector 2	Sector 3	Speed Trap
1	8:51.068	59.857		1:40.868	1:16.257	153.0
2	5:09.837	104.223	2:20.390	1:36.700	1:12.747	158.1
3	5:04.531	106.038	2:16.409	1:36.090	1:12.032	<b>160.7</b>
4	<b>5:03.789</b>	<b>106.297</b>	<b>2:16.149</b>	<b>1:35.660</b>	<b>1:11.980</b>	157.3
<i>Ideal</i>	<i>5:03.789</i>	<i>106.297</i>	<i>2:16.149</i>	<i>1:35.660</i>	<i>1:11.980</i>	<i>160.7</i>

**39** **144 Lancelot UNNISART**  
 SSP Behind **30.326**  
 Best Time **5:03.953** Best Speed **106.240** On **3** Gp

Lap	Lap Time	Lap Speed	Sector 1	Sector 2	Sector 3	Speed Trap
1	6:45.767	78.341		1:39.110	1:14.375	160.3
2	5:16.341	102.080	2:21.379	1:42.779	1:12.183	<b>167.1</b>
3	<b>5:03.953</b>	<b>106.240</b>	<b>2:14.447</b>	1:36.829	1:12.677	165.8
4	5:06.807	105.252	2:18.701	<b>1:36.064</b>	<b>1:12.042</b>	151.0
<i>Ideal</i>	<i>5:02.553</i>	<i>106.732</i>	<i>2:14.447</i>	<i>1:36.064</i>	<i>1:12.042</i>	<i>167.1</i>

**40** **145 Daniel FORBES**  
 SSP Behind **32.393**  
 Best Time **5:06.020** Best Speed **105.523** On **3** Gp

Lap	Lap Time	Lap Speed	Sector 1	Sector 2	Sector 3	Speed Trap
1	6:05.207	87.041		1:39.834	1:16.021	167.5
2	5:08.509	104.671	2:16.937	1:37.619	<b>1:13.953</b>	<b>168.7</b>
3	<b>5:06.020</b>	<b>105.523</b>	<b>2:16.248</b>	<b>1:35.584</b>		160.3
<i>Ideal</i>	<i>5:05.785</i>	<i>105.604</i>	<i>2:16.248</i>	<i>1:35.584</i>	<i>1:13.953</i>	<i>168.7</i>

## SUPERSPORT

Q3: Second Qualifying

Thursday, 09 May 2024

## DETAILED SECTOR ANALYSIS

### Qualifying Classification

Position

**41** **91 Graham McALEESE**  
 SSP Behind **32.638**  
 Best Time **5:06.265** Best Speed **105.438** On **3** Gp

Lap	Lap Time	Lap Speed	Sector 1	Sector 2	Sector 3	Speed Trap
1	6:01.220	88.002		1:36.055	1:15.326	<b>169.2</b>
2	5:17.129	101.826	<b>2:17.671</b>	1:36.705	1:22.753	154.4
3	<b>5:06.265</b>	<b>105.438</b>	2:18.226	<b>1:34.938</b>	1:13.101	167.9
4	5:08.232	104.765	2:18.271	1:36.875	<b>1:13.086</b>	165.8
<i>Ideal</i>	<i>5:05.695</i>	<i>105.635</i>	<i>2:17.671</i>	<i>1:34.938</i>	<i>1:13.086</i>	<i>169.2</i>

### 42 69 Yann GALLI

SSP Behind **33.338**  
 Best Time **5:06.965** Best Speed **105.198** On **2** Gp

Lap	Lap Time	Lap Speed	Sector 1	Sector 2	Sector 3	Speed Trap
1	6:45.471	78.398		1:38.275	1:15.339	162.2
2	<b>5:06.965</b>	<b>105.198</b>	2:17.236	1:36.693	<b>1:13.036</b>	163.4
3	5:07.250	105.100	<b>2:16.597</b>	<b>1:36.374</b>	1:14.279	<b>166.7</b>
4	5:11.089	103.803	2:17.884	1:37.329		163.4
<i>Ideal</i>	<i>5:06.007</i>	<i>105.527</i>	<i>2:16.597</i>	<i>1:36.374</i>	<i>1:13.036</i>	<i>166.7</i>

### 43 99 Jeremy McWILLIAMS

SSP Behind **34.055**  
 Best Time **5:07.682** Best Speed **104.953** On **2** Gp

Lap	Lap Time	Lap Speed	Sector 1	Sector 2	Sector 3	Speed Trap
1	5:15.913	100.623		1:33.130	<b>1:10.789</b>	172.2
2	<b>5:07.682</b>	<b>104.953</b>	<b>2:08.170</b>	<b>1:30.117</b>		<b>172.6</b>
<i>Ideal</i>	<i>4:49.076</i>	<i>111.708</i>	<i>2:08.170</i>	<i>1:30.117</i>	<i>1:10.789</i>	<i>172.6</i>

### 44 86 Gerald DATH

SSP Behind **34.252**  
 Best Time **5:07.879** Best Speed **104.885** On **4** Gp

Lap	Lap Time	Lap Speed	Sector 1	Sector 2	Sector 3	Speed Trap
1	6:28.005	81.927		<b>1:36.571</b>	1:17.420	159.6
2	5:20.262	100.830	2:28.939	1:38.029	1:13.294	155.1
3	5:10.831	103.889	2:19.775	1:37.870	1:13.186	154.1
4	<b>5:07.879</b>	<b>104.885</b>	<b>2:18.697</b>	1:37.382	<b>1:11.800</b>	<b>162.6</b>
<i>Ideal</i>	<i>5:07.068</i>	<i>105.162</i>	<i>2:18.697</i>	<i>1:36.571</i>	<i>1:11.800</i>	<i>162.6</i>

### Qualifying Classification

Position

**45** **26 Dennis BOOTH**  
 SSP Behind **35.240**  
 Best Time **5:08.867** Best Speed **104.550** On **3** Gp

Lap	Lap Time	Lap Speed	Sector 1	Sector 2	Sector 3	Speed Trap
1	5:55.442	89.432		1:38.842	1:15.791	155.5
2	5:16.742	101.950	2:24.567	1:38.540	1:13.635	158.1
3	<b>5:08.867</b>	<b>104.550</b>	<b>2:18.507</b>	<b>1:37.363</b>	<b>1:12.997</b>	155.9
4	5:15.685	102.292	2:24.450	1:38.150	1:13.085	<b>159.6</b>
<i>Ideal</i>	<i>5:08.867</i>	<i>104.550</i>	<i>2:18.507</i>	<i>1:37.363</i>	<i>1:12.997</i>	<i>159.6</i>

### 46 66 Adrian HARRISON

SSP Behind **37.148**  
 Best Time **5:10.775** Best Speed **103.908** On **4** Gp

Lap	Lap Time	Lap Speed	Sector 1	Sector 2	Sector 3	Speed Trap
1	7:04.644	74.858		1:39.827	1:15.968	164.2
2	5:11.629	103.623	2:18.879	1:38.108	<b>1:14.642</b>	165.0
3	5:11.329	103.723	2:18.785	1:37.072	1:15.472	163.8
4	<b>5:10.775</b>	<b>103.908</b>	<b>2:17.958</b>	<b>1:36.270</b>		<b>166.2</b>
<i>Ideal</i>	<i>5:08.870</i>	<i>104.549</i>	<i>2:17.958</i>	<i>1:36.270</i>	<i>1:14.642</i>	<i>166.2</i>

### 47 59 Darragh TRAPPE

SSP Behind **38.921**  
 Best Time **5:12.548** Best Speed **103.319** On **3** Gp

Lap	Lap Time	Lap Speed	Sector 1	Sector 2	Sector 3	Speed Trap
1	6:06.052	86.840		1:41.088	1:16.448	151.6
2	5:16.463	102.040	2:23.444	1:38.285	1:14.734	155.5
3	<b>5:12.548</b>	<b>103.319</b>	<b>2:19.321</b>	1:37.578	1:15.649	158.1
4	5:14.097	102.809	2:22.381	<b>1:37.533</b>	<b>1:14.183</b>	<b>158.8</b>
<i>Ideal</i>	<i>5:11.037</i>	<i>103.820</i>	<i>2:19.321</i>	<i>1:37.533</i>	<i>1:14.183</i>	<i>158.8</i>

### 48 143 Stephen DEGNAN

SSP Behind **44.470**  
 Best Time **5:18.097** Best Speed **101.516** On **3** Gp

Lap	Lap Time	Lap Speed	Sector 1	Sector 2	Sector 3	Speed Trap
1	5:55.225	89.487		1:40.321	1:19.145	159.6
2	5:21.436	100.462	2:24.299	1:39.939	1:17.198	153.4
3	<b>5:18.097</b>	<b>101.516</b>	<b>2:23.007</b>	<b>1:38.457</b>	<b>1:16.633</b>	<b>161.1</b>
4	5:20.543	100.742	2:24.673	1:38.847	1:17.023	152.0
<i>Ideal</i>	<i>5:18.097</i>	<i>101.516</i>	<i>2:23.007</i>	<i>1:38.457</i>	<i>1:16.633</i>	<i>161.1</i>

## SUPERSPORT

Q3: Second Qualifying

Thursday, 09 May 2024

## DETAILED SECTOR ANALYSIS

### Non Qualifiers

Position

#### 23 Michael EVANS

SSP Behind **18.999**

Best Time **4:52.626** Best Speed **110.352** On **2** Gp

Lap	Lap Time	Lap Speed	Sector 1	Sector 2	Sector 3	Speed Trap
1	6:06.753	86.674		<b>1:29.060</b>	<b>1:07.085</b>	172.2
2	<b>4:52.626</b>	<b>110.352</b>	<b>2:12.920</b>	1:29.554	1:10.152	<b>175.8</b>
<i>Ideal</i>	<i>4:49.065</i>	<i>111.712</i>	<i>2:12.920</i>	<i>1:29.060</i>	<i>1:07.085</i>	<i>175.8</i>

#### 96 Dom HERBERTSON

SSP Behind **21.918**

Best Time **4:55.545** Best Speed **109.263** On **1** Gp

Lap	Lap Time	Lap Speed	Sector 1	Sector 2	Sector 3	Speed Trap
1	<b>4:55.545</b>	107.557		<b>1:31.606</b>	<b>1:08.286</b>	<b>170.5</b>
2	6:05.503	88.349	<b>2:08.321</b>	2:31.071		168.3
<i>Ideal</i>	<i>4:48.213</i>	<i>112.042</i>	<i>2:08.321</i>	<i>1:31.606</i>	<i>1:08.286</i>	<i>170.5</i>

#### 30 Julian TRUMMER

SSP Behind **25.537**

Best Time **4:59.164** Best Speed **107.941** On **2** Gp

Lap	Lap Time	Lap Speed	Sector 1	Sector 2	Sector 3	Speed Trap
1	5:41.585	93.060		1:33.995	1:11.622	165.0
2	<b>4:59.164</b>	<b>107.941</b>	<b>2:14.533</b>	<b>1:32.708</b>		<b>166.2</b>
3	11:40.014	46.131		1:38.985	<b>1:10.987</b>	160.7
<i>Ideal</i>	<i>4:58.228</i>	<i>108.280</i>	<i>2:14.533</i>	<i>1:32.708</i>	<i>1:10.987</i>	<i>166.2</i>

#### 666 Peter HICKMAN

SSP Behind **31.193**

Best Time **5:04.820** Best Speed **105.938** On **2** Gp

Lap	Lap Time	Lap Speed	Sector 1	Sector 2	Sector 3	Speed Trap
1	8:18.740	63.737		<b>1:33.620</b>	<b>1:11.584</b>	<b>170.5</b>
2	<b>5:04.820</b>	<b>105.938</b>	<b>2:15.781</b>	1:35.842		167.9
<i>Ideal</i>	<i>5:00.985</i>	<i>107.288</i>	<i>2:15.781</i>	<i>1:33.620</i>	<i>1:11.584</i>	<i>170.5</i>

### Non Qualifiers

Position

#### 88 Sean McTAGGART

SSP Behind **41.126**

Best Time **5:14.753** Best Speed **102.595** On **3** Gp

Lap	Lap Time	Lap Speed	Sector 1	Sector 2	Sector 3	Speed Trap
1	8:11.183	64.717		2:59.590		<b>161.9</b>
2	11:21.645	47.374		1:39.689	1:15.635	158.8
3	<b>5:14.753</b>	<b>102.595</b>	<b>2:20.776</b>	<b>1:38.807</b>	<b>1:15.170</b>	158.8
<i>Ideal</i>	<i>5:14.753</i>	<i>102.595</i>	<i>2:20.776</i>	<i>1:38.807</i>	<i>1:15.170</i>	<i>161.9</i>

#### 54 Andy SELLARS

SSP Behind **51.781**

Best Time **5:25.408** Best Speed **99.235** On **4** Gp

Lap	Lap Time	Lap Speed	Sector 1	Sector 2	Sector 3	Speed Trap
1	6:04.997	87.091		1:45.066	1:19.568	151.6
2	5:28.174	98.399	2:27.647	1:42.416	1:18.111	142.0
3	5:27.330	98.653	<b>2:24.715</b>	1:43.514	1:19.101	<b>153.4</b>
4	<b>5:25.408</b>	<b>99.235</b>	2:26.529	<b>1:41.668</b>	<b>1:17.211</b>	152.7
<i>Ideal</i>	<i>5:23.594</i>	<i>99.792</i>	<i>2:24.715</i>	<i>1:41.668</i>	<i>1:17.211</i>	<i>153.4</i>

#### 46 Mark JOHNSON

SSP Behind **55.273**

Best Time **5:28.900** Best Speed **98.182** On **2** Gp

Lap	Lap Time	Lap Speed	Sector 1	Sector 2	Sector 3	Speed Trap
1	7:48.177	67.897		1:43.459	1:19.018	<b>149.3</b>
2	<b>5:28.900</b>	<b>98.182</b>	<b>2:28.011</b>	<b>1:42.739</b>	<b>1:18.150</b>	147.3
3	5:30.790	97.621	2:28.056	1:43.735	1:18.999	142.3
4	5:31.058	97.542	2:28.418	1:44.400	1:18.240	148.3
<i>Ideal</i>	<i>5:28.900</i>	<i>98.182</i>	<i>2:28.011</i>	<i>1:42.739</i>	<i>1:18.150</i>	<i>149.3</i>

#### 68 Leon DONAGHY

SSP Behind **55.809**

Best Time **5:29.436** Best Speed **98.022** On **2** Gp

Lap	Lap Time	Lap Speed	Sector 1	Sector 2	Sector 3	Speed Trap
1	5:38.877	93.804		<b>1:41.604</b>	<b>1:26.393</b>	<b>161.9</b>
2	<b>5:29.436</b>	<b>98.022</b>	<b>2:24.316</b>	1:42.787		156.9
<i>Ideal</i>	<i>5:32.313</i>	<i>97.173</i>	<i>2:24.316</i>	<i>1:41.604</i>	<i>1:26.393</i>	<i>161.9</i>

### Non Qualifiers

Position

#### 51 Rad HUGHES

SSP Behind **3:13.032**

Best Time **7:46.659** Best Speed **69.198** On **1** Gp

Lap	Lap Time	Lap Speed	Sector 1	Sector 2	Sector 3	Speed Trap
1	<b>7:46.659</b>	68.118		2:04.190		126.8
2	12:35.705	42.731		<b>1:58.393</b>		<b>132.0</b>
<i>Ideal</i>	<i>0.000</i>	<i>0.000</i>		<i>1:58.393</i>		<i>132.0</i>



# BRIGGS EQUIPMENT NORTH WEST 2000

## SUPERSPORT

### Q3: Second Qualifying

## SECTOR ANALYSIS

Perfect Lap (sum of best sectors) = 4:32.696



## IDEAL / BEST COMPARISON

SECTOR 1 FINISH - BALLYSALLY			SECTOR 2 BALLYSALLY - METROPOLE			SECTOR 3 METROPOLE - FINISH			IDEAL / BEST COMPARISON				
Pos	No	Name	Time	No	Name	Time	Pos	No	Name	Time	Best Time	Diff	
1	1	Davey TODD	2:02.776	47	Richard COOPER	1:25.470	1	47	Richard COOPER	4:33.627	4:33.627	0.000	
2	47	Richard COOPER	2:03.152	16	Mike BROWNE	1:27.040	2	1	Davey TODD	4:34.304	4:34.304	0.000	
3	16	Mike BROWNE	2:04.100	6	Michael DUNLOP	1:27.058	3	16	Mike BROWNE	4:36.714	4:37.104	0.390	
4	6	Michael DUNLOP	2:04.910	1	Davey TODD	1:27.078	4	6	Michael DUNLOP	4:37.277	4:37.277	0.000	
5	156	Adam McLEAN	2:05.185	156	Adam McLEAN	1:27.617	5	156	Adam McLEAN	4:38.438	4:39.101	0.663	
6	22	Paul JORDAN	2:05.457	22	Paul JORDAN	1:28.257	6	22	Paul JORDAN	4:40.137	4:40.137	0.000	
7	8	Christian ELKIN	2:06.824	23	Michael EVANS	1:29.060	7	65	Michael SWEENEY	4:43.593	4:43.593	0.000	
8	24	Conor CUMMINS	2:07.345	65	Michael SWEENEY	1:29.175	8	24	Conor CUMMINS	4:43.689	4:43.739	0.050	
9	65	Michael SWEENEY	2:07.646	24	Conor CUMMINS	1:29.629	9	8	Christian ELKIN	4:43.988	4:43.988	0.000	
10	4	Ian HUTCHINSON	2:07.727	17	Gary McCOY	1:29.784	10	4	Ian HUTCHINSON	4:45.572	4:46.114	0.542	
11	99	Jeremy McWILLIAMS	2:08.170	9	Craig NEVE	1:29.991	11	17	Gary McCOY	4:46.074	4:46.520	0.446	
12	96	Dom HERBERTSON	2:08.321	4	Ian HUTCHINSON	1:30.020	12	9	Craig NEVE	4:46.246	4:46.731	0.485	
13	9	Craig NEVE	2:08.427	99	Jeremy McWILLIAMS	1:30.117	13	231	Marcus SIMPSON	4:47.674	4:47.780	0.106	
14	17	Gary McCOY	2:08.607	8	Christian ELKIN	1:30.381	14	89	Mark CONLIN	4:49.916	4:49.936	0.020	
15	231	Marcus SIMPSON	2:08.654	231	Marcus SIMPSON	1:30.753	15	78	Emmet O'GRADY	4:49.224	4:50.098	0.874	
16	78	Emmet O'GRADY	2:09.361	89	Mark CONLIN	1:31.182	16	12	Kevin KEYES	4:50.351	4:51.632	1.281	
17	89	Mark CONLIN	2:09.712	12	Kevin KEYES	1:31.315	17	111	Brian McCORMACK	4:50.965	4:51.810	0.845	
18	12	Kevin KEYES	2:09.848	78	Emmet O'GRADY	1:31.540	18	36	Jonathan GOETSCHY	4:52.289	4:52.289	0.000	
19	111	Brian McCORMACK	2:10.217	96	Dom HERBERTSON	1:31.606	19	80	Barry FURBER	4:52.505	4:52.505	0.000	
20	80	Barry FURBER	2:10.619	111	Brian McCORMACK	1:31.637	20	23	Michael EVANS	4:49.065	4:52.626	3.561	
21	57	Toby SHANN	2:10.956	80	Barry FURBER	1:31.735	21	81	Eoin SIOCHRU	4:53.954	4:54.127	0.173	
22	36	Jonathan GOETSCHY	2:11.046	81	Eoin SIOCHRU	1:31.863	22	384	Mauro PONCINI	4:55.460	4:56.073	0.613	
23	384	Mauro PONCINI	2:11.586	36	Jonathan GOETSCHY	1:32.082	23	21	Phil STEWART	4:56.206	4:56.206	0.000	
24	39	Allann VENTER	2:11.605	30	Julian TRUMMER	1:32.708	24	76	Jacque FOLEY	4:55.475	4:56.347	0.872	
25	81	Eoin SIOCHRU	2:11.763	43	Sam JOHNSON	1:32.780	25	57	Toby SHANN	4:55.764	4:57.217	1.453	
26	76	Jacque FOLEY	2:12.155	21	Phil STEWART	1:32.969	26	109	Neil KERNOHAN	4:58.120	4:58.120	0.000	
27	97	Josh CORNER	2:12.871	109	Neil KERNOHAN	1:33.103	27	38	Paul WILLIAMS	4:58.111	4:58.226	0.115	
28	23	Michael EVANS	2:12.920	76	Jacque FOLEY	1:33.139	28	43	Sam JOHNSON	4:56.629	4:58.345	1.716	
29	41	Aaron SPENCE	2:13.344	666	Peter HICKMAN	1:33.620	29	97	Josh CORNER	4:58.379	4:58.379	0.000	
30	38	Paul WILLIAMS	2:13.362	38	Paul WILLIAMS	1:33.680	30	39	Allann VENTER	4:57.163	4:58.920	1.757	
31	21	Phil STEWART	2:13.387	97	Josh CORNER	1:33.756	31	222	Michael GAHAN	4:59.090	4:59.090	0.000	
32	43	Sam JOHNSON	2:13.443	222	Michael GAHAN	1:33.903	32	30	Julian TRUMMER	4:58.228	4:59.164	0.936	
33	222	Michael GAHAN	2:13.859	384	Mauro PONCINI	1:33.995	33	41	Aaron SPENCE	4:58.983	4:59.411	0.428	
34	53	Wayne BOURGEOIS	2:14.213	83	Gareth ARNOLD	1:34.044	34	35	Daniel INGHAM	4:59.558	4:59.620	0.062	
35	109	Neil KERNOHAN	2:14.252	57	Toby SHANN	1:34.076	35	83	Gareth ARNOLD	4:59.495	4:59.776	0.281	
36	144	Lancelot UNNISART	2:14.447	39	Allann VENTER	1:34.349	36	56	Ryan WHITEHALL	5:00.198	5:00.198	0.000	
37	30	Julian TRUMMER	2:14.533	41	Aaron SPENCE	1:34.483	37	7	Julien CREGNIOT	5:01.715	5:02.099	0.384	
38	83	Gareth ARNOLD	2:14.571	56	Ryan WHITEHALL	1:34.548	38	53	Wayne BOURGEOIS	5:02.053	5:02.203	0.150	
39	90	Craig KENNELLY	2:14.771	35	Daniel INGHAM	1:34.640	39	90	Craig KENNELLY	5:02.031	5:03.311	1.280	
40	35	Daniel INGHAM	2:14.846	53	Wayne BOURGEOIS	1:34.690	40	44	Don GILBERT	5:03.789	5:03.789	0.000	
41	7	Julien CREGNIOT	2:15.461	91	Graham McALEESE	1:34.938	41	144	Lancelot UNNISART	5:02.553	5:03.953	1.400	
42	666	Peter HICKMAN	2:15.781	145	Daniel FORBES	1:35.584	42	666	Peter HICKMAN	5:00.985	5:04.820	3.835	
43	56	Ryan WHITEHALL	2:15.905	90	Craig KENNELLY	1:35.621	43	145	Daniel FORBES	5:05.785	5:06.020	0.235	
44	44	Don GILBERT	2:16.149	44	Don GILBERT	1:35.660	44	91	Graham McALEESE	5:05.695	5:06.265	0.570	
45	145	Daniel FORBES	2:16.248	7	Julien CREGNIOT	1:35.883	45	69	Yann GALLI	5:06.007	5:06.965	0.958	
46	69	Yann GALLI	2:16.597	144	Lancelot UNNISART	1:36.064	46	99	Jeremy McWILLIAMS	4:49.076	5:07.682	18.606	
47	91	Graham McALEESE	2:17.671	66	Adrian HARRISON	1:36.270	47	86	Gerald DATH	5:07.068	5:07.879	0.811	
48	66	Adrian HARRISON	2:17.958	69	Yann GALLI	1:36.374	48	26	Dennis BOOTH	5:08.867	5:08.867	0.000	
49	26	Dennis BOOTH	2:18.507	86	Gerald DATH	1:36.571	49	66	Adrian HARRISON	5:08.870	5:10.775	1.905	
50	86	Gerald DATH	2:18.697	26	Dennis BOOTH	1:37.363	50	59	Darragh TRAPPE	5:11.037	5:12.548	1.511	
51	59	Darragh TRAPPE	2:19.321	59	Darragh TRAPPE	1:37.533	51	88	Sean McTAGGART	5:14.753	5:14.753	0.000	
52	88	Sean McTAGGART	2:20.776	143	Stephen DEGNAN	1:38.457	52	143	Stephen DEGNAN	5:18.097	5:18.097	0.000	
53	143	Stephen DEGNAN	2:23.007	88	Sean McTAGGART	1:38.807	53	54	Andy SELLARS	5:23.594	5:25.408	1.814	
54	68	Leon DONAGHY	2:24.316	68	Leon DONAGHY	1:41.604	54	46	Mark JOHNSON	5:28.900	5:28.900	0.000	
55	54	Andy SELLARS	2:24.715	54	Andy SELLARS	1:41.668	55	68	Leon DONAGHY	5:32.313	5:29.436	2.877	



# BRIGGS EQUIPMENT NORTH WEST 2000

## SUPERSPORT

### Q3: Second Qualifying

## SECTOR ANALYSIS

Perfect Lap (sum of best sectors) =

4:32.696

56 46 Mark JOHNSON

2:28.011

46 Mark JOHNSON

1:42.739

68 Leon DONAGHY

1:26.393

56 96 Dom HERBERTSON 4:48.213

6:05.503 77.290

51 Rad HUGHES

1:58.393

57 51 Rad HUGHES

12:35.705



## SPEED TRAP ON APPROACH TO UNIVERSITY

Class	No/Name	Fastest	Lap 1	Lap 2	Lap 3	Lap 4	Lap 5	Lap 6	Lap 7	Lap 8	Lap 9	Lap 10	Lap 11	Lap 12
SSP	47 Richard COOPER	181.5	179.1	179.5	181.5	179.5	181.0							
SSP	16 Mike BROWNE	180.5	180.0	176.7	180.0	180.5	180.5							
SSP	24 Conor CUMMINS	178.1	178.1	174.0	168.7	169.2								
SSP	1 Davey TODD	177.2	176.3	177.2	174.4	175.3								
SSP	8 Christian ELKIN	176.3	174.0	176.3	170.9	174.0								
SSP	156 Adam McLEAN	176.3	174.0	174.4	176.3	153.7								
SSP	23 Michael EVANS	175.8	172.2	175.8										
SSP	80 Barry FURBER	175.8	172.2	175.8	172.6	170.5								
SSP	111 Brian McCORMACK	175.3	175.3	173.1	172.2									
SSP	22 Paul JORDAN	175.3	172.6	175.3	172.2	173.5								
SSP	4 Ian HUTCHINSON	174.9	174.9	173.5	172.2	171.8	173.1							
SSP	36 Jonathan GOETSCHY	174.4	174.4	160.3	168.3	170.0								
SSP	89 Mark CONLIN	174.0	172.2	173.1	174.0	173.5								
SSP	97 Josh CORNER	173.5	173.5	171.3	169.6	168.7								
SSP	6 Michael DUNLOP	173.5	173.5	173.5	171.3									
SSP	76 Jacque FOLEY	173.5	170.9	173.5	167.5									
SSP	78 Emmet O'GRADY	173.1	171.3	173.1	166.7	166.2								
SSP	17 Gary McCOY	173.1	171.3	167.9	173.1									
SSP	99 Jeremy McWILLIAMS	172.6	172.2	172.6										
SSP	81 Eoin Ó SIOCHRU	172.2	172.2	171.3	172.2									
SSP	90 Craig KENNELLY	171.8	161.5	168.7	165.4	171.8								
SSP	231 Marcus SIMPSON	171.3	165.8	169.6	171.3	171.3								
SSP	9 Craig NEVE	170.9	170.0	169.6	170.9	170.9								
SSP	65 Michael SWEENEY	170.5	164.2	170.5	170.5	170.0								
SSP	57 Toby SHANN	170.5	165.0	170.5	166.2	168.7								
SSP	666 Peter HICKMAN	170.5	170.5	167.9										
SSP	96 Dom HERBERTSON	170.5	170.5	168.3										
SSP	53 Wayne BOURGEOIS	170.5	168.3	169.2	148.6	170.5								
SSP	43 Sam JOHNSON	169.6	161.9	163.0	165.8	169.6								
SSP	109 Neil KERNOHAN	169.6	169.6	164.2	167.1	164.6								
SSP	12 Kevin KEYES	169.6	169.6	168.3	169.6	166.7								
SSP	91 Graham McALEESE	169.2	169.2	154.4	167.9	165.8								
SSP	39 Allann VENTER	168.7	161.9	164.6	168.7	167.9								
SSP	145 Daniel FORBES	168.7	167.5	168.7	160.3									
SSP	384 Mauro PONCINI	167.9	167.9	166.7	167.9	167.5								
SSP	38 Paul WILLIAMS	167.5	161.1	165.0	163.4	167.5								
SSP	144 Lancelot UNNISART	167.1	160.3	167.1	165.8	151.0								
SSP	69 Yann GALLI	166.7	162.2	163.4	166.7	163.4								
SSP	66 Adrian HARRISON	166.2	164.2	165.0	163.8	166.2								
SSP	30 Julian TRUMMER	166.2	165.0	166.2	160.7									
SSP	41 Aaron SPENCE	166.2	163.0	166.2	165.0	164.6								
SSP	35 Daniel INGHAM	165.8	152.3	164.2	165.8	165.8								
SSP	56 Ryan WHITEHALL	165.4	164.6	165.4	163.8	158.1								
SSP	222 Michael GAHAN	164.6	163.8	163.8	164.6	162.6								
SSP	21 Phil STEWART	164.6	160.7	164.6	163.0	164.2								
SSP	83 Gareth ARNOLD	163.8	163.8	160.3	161.5	160.3								
SSP	86 Gerald DATH	162.6	159.6	155.1	154.1	162.6								
SSP	88 Sean McTAGGART	161.9	161.9	158.8	158.8									
SSP	68 Leon DONAGHY	161.9	161.9	156.9										
SSP	7 Julien CREGNIOT	161.1	158.4	161.1	160.7	159.2								
SSP	143 Stephen DEGNAN	161.1	159.6	153.4	161.1	152.0								
SSP	44 Don GILBERT	160.7	153.0	158.1	160.7	157.3								


**SPEED TRAP  
ON APPROACH TO UNIVERSITY**

Class	No/Name	Fastest	Lap 1	Lap 2	Lap 3	Lap 4	Lap 5	Lap 6	Lap 7	Lap 8	Lap 9	Lap 10	Lap 11	Lap 12
SSP	26 Dennis BOOTH	<b>159.6</b>	155.5	158.1	155.9	159.6								
SSP	59 Darragh TRAPPE	<b>158.8</b>	151.6	155.5	158.1	158.8								
SSP	54 Andy SELLARS	<b>153.4</b>	151.6	142.0	153.4	152.7								
SSP	46 Mark JOHNSON	<b>149.3</b>	149.3	147.3	142.3	148.3								
SSP	51 Rad HUGHES	<b>132.0</b>	126.8	132.0										

Pos	Class	No	Name	-----Best Time / Qual Laps-----			Overall Best Time / Speed / Total Qual Laps			
				Session A	Session B					
<b>Qualifying Classification</b>										
1	SSP	47	Richard COOPER	4:34.202	7	4:33.627	5	4:33.627	118.015	12
2	SSP	1	Davey TODD	4:35.017	7	4:34.304	4	4:34.304	117.723	11
3	SSP	16	Mike BROWNE	4:40.336	6	4:37.104	5	4:37.104	116.534	11
4	SSP	6	Michael DUNLOP	4:39.612	3	4:37.277	2	4:37.277	116.461	5
5	SSP	156	Adam McLEAN	4:43.241	6	4:39.101	3	4:39.101	115.700	9
6	SSP	22	Paul JORDAN	4:42.347	7	4:40.137	4	4:40.137	115.272	11
7	SSP	666	Peter HICKMAN	4:41.033	5	5:04.820	1	4:41.033	114.905	6
8	SSP	65	Michael SWEENEY	4:46.987	6	4:43.593	4	4:43.593	113.867	10
9	SSP	24	Conor CUMMINS	4:46.427	2	4:43.739	3	4:43.739	113.809	5
10	SSP	8	Christian ELKIN	4:48.850	4	4:43.988	4	4:43.988	113.709	8
11	SSP	23	Michael EVANS	4:45.157	5	4:52.626	1	4:45.157	113.243	6
12	SSP	4	Ian HUTCHINSON	4:47.213	7	4:46.114	5	4:46.114	112.864	12
13	SSP	17	Gary McCOY	4:50.178	5	4:46.520	2	4:46.520	112.704	7
14	SSP	9	Craig NEVE	4:47.316	4	4:46.731	3	4:46.731	112.621	7
15	SSP	231	Marcus SIMPSON	4:59.706	4	4:47.780	3	4:47.780	112.211	7
16	SSP	96	Dom HERBERTSON	4:47.844	5	4:55.545	1	4:47.844	112.186	6
17	SSP	99	Jeremy McWILLIAMS	4:47.910	5	5:07.682	2	4:47.910	112.160	7
18	SSP	89	Mark CONLIN	4:53.733	4	4:49.936	4	4:49.936	111.376	8
19	SSP	78	Emmet O'GRADY	4:59.090	1	4:50.098	3	4:50.098	111.314	4
20	SSP	12	Kevin KEYES	6:31.144	0	4:51.632	4	4:51.632	110.729	4
21	SSP	111	Brian McCORMACK	4:51.711	4	4:51.810	3	4:51.711	110.699	7
22	SSP	36	Jonathan GOETSCHY	4:57.174	7	4:52.289	3	4:52.289	110.480	10
23	SSP	80	Barry FURBER	5:02.451	3	4:52.505	3	4:52.505	110.398	6
24	SSP	81	Eoin Ó SIOCHRU	5:00.096	6	4:54.127	2	4:54.127	109.789	8
25	SSP	384	Mauro PONCINI	5:00.356	5	4:56.073	3	4:56.073	109.068	8
26	SSP	21	Phil STEWART	10:10.788	0	4:56.206	3	4:56.206	109.019	3
27	SSP	76	Jacque FOLEY	4:58.005	5	4:56.347	3	4:56.347	108.967	8
28	SSP	57	Toby SHANN	5:00.414	6	4:57.217	3	4:57.217	108.648	9
29	SSP	30	Julian TRUMMER	4:58.075	3	4:59.164	1	4:58.075	108.335	4
30	SSP	109	Neil KERNOHAN	5:04.200	4	4:58.120	3	4:58.120	108.319	7
31	SSP	38	Paul WILLIAMS	5:00.851	6	4:58.226	4	4:58.226	108.280	10
32	SSP	43	Sam JOHNSON	-----		4:58.345	3	4:58.345	108.237	3
33	SSP	97	Josh CORNER	5:01.492	5	4:58.379	3	4:58.379	108.225	8
34	SSP	39	Allann VENTER	5:00.178	4	4:58.920	4	4:58.920	108.029	8
35	SSP	222	Michael GAHAN	5:07.575	4	4:59.090	4	4:59.090	107.968	8
36	SSP	41	Aaron SPENCE	5:03.034	6	4:59.411	3	4:59.411	107.852	9
37	SSP	35	Daniel INGHAM	5:07.153	5	4:59.620	3	4:59.620	107.777	8
38	SSP	83	Gareth ARNOLD	5:21.668	1	4:59.776	3	4:59.776	107.720	4
39	SSP	56	Ryan WHITEHALL	5:02.552	4	5:00.198	2	5:00.198	107.569	6
40	SSP	7	Julien CREGNIOT	5:07.543	5	5:02.099	3	5:02.099	106.892	8
41	SSP	53	Wayne BOURGEOIS	5:06.939	6	5:02.203	2	5:02.203	106.855	8
42	SSP	90	Craig KENNELLY	5:12.264	6	5:03.311	3	5:03.311	106.465	9
43	SSP	44	Don GILBERT	-----		5:03.789	3	5:03.789	106.297	3
44	SSP	144	Lancelot UNNISART	5:09.809	7	5:03.953	3	5:03.953	106.240	10
45	SSP	145	Daniel FORBES	5:11.685	4	5:06.020	2	5:06.020	105.523	6
46	SSP	91	Graham McALEESE	5:12.915	5	5:06.265	3	5:06.265	105.438	8
47	SSP	69	Yann GALLI	5:08.752	5	5:06.965	3	5:06.965	105.198	8
48	SSP	86	Gerald DATH	5:09.716	4	5:07.879	3	5:07.879	104.885	7
49	SSP	26	Dennis BOOTH	5:14.861	5	5:08.867	3	5:08.867	104.550	8
50	SSP	66	Adrian HARRISON	5:12.550	5	5:10.775	3	5:10.775	103.908	8
51	SSP	59	Darragh TRAPPE	5:15.273	5	5:12.548	3	5:12.548	103.319	8
52	SSP	88	Sean McTAGGART	5:15.748	4	5:14.753	1	5:14.753	102.595	5
53	SSP	51	Rad HUGHES	5:17.324	7	7:46.659	0	5:17.324	101.763	7
54	SSP	143	Stephen DEGNAN	5:26.619	1	5:18.097	3	5:18.097	101.516	4

Provisional result to be confirmed by the Stewards of the Meeting subject to completion of technical inspections & the time limit for protests

Page 1 / 2

Circuit	<b>The Triangle</b>	Signed		Organising Club	<b>Coleraine &amp; D MC</b>
Length(miles)	<b>8.9700 Lap 1 (8.8300)</b>		Chief Timekeeper		
Weather		Issued At:			
Track					




Non Qualifiers

SSP	68	Leon DONAGHY	5:32.067	0	5:29.436	0	0
SSP	46	Mark JOHNSON	5:28.520	0	5:28.900	0	0
SSP	54	Andy SELLARS	5:33.104	0	5:25.408	1	1

Provisional result to be confirmed by the Stewards of the Meeting subject to completion of technical inspections & the time limit for protests

Page 2 / 2

Circuit	<b>The Triangle</b>	Signed	 Chief Timekeeper	Organising Club	<b>Coleraine &amp; D MC</b>
Length(miles)	<b>8.9700</b> Lap 1 (8.8300)	Issued At:			
Weather					
Track					





# SUPERSPORT

**RACE NUMBER:**

**2 (THU) & 3 (SAT)**

**GROUP: A**

[ ]

[ ]

[ ]

76  
FOLEY

21  
STEWART

384  
PONCINI

ROW 9

81  
O SIOCHRU

80  
FURBER

36  
GOETSCHY

ROW 8

111  
McCORMACK

12  
KEYES

78  
O'GRADY

ROW 7

89  
CONLIN

99  
McWILLIAMS

96  
HERBERTSON

ROW 6

231  
SIMPSON

9  
NEVE

17  
McCOY

ROW 5

4  
HUTCHINSON

23  
EVANS

8  
ELKIN

ROW 4

24  
CUMMINS

65  
SWEENEY

666  
HICKMAN

ROW 3

22  
JORDAN

156  
McLEAN

6  
DUNLOP

ROW 2

16  
BROWNE

1  
TODD

47  
COOPER

ROW 1

**POLE**



# SUPERSPORT



**RACE NUMBER:**

**2 (THU) & 3 (SAT)**

**GROUP: B**

[Empty box]

[Empty box]

[Empty box]

143  
DEGNAN

51  
HUGHES

88  
McTAGGART

ROW 18

59  
TRAPPE

66  
HARRISON

26  
BOOTH

ROW 17

86  
DATH

69  
GALLI

91  
McALEESE

ROW 16

145  
FORBES

144  
UNNISART

44  
GILBERT

ROW 15

90  
KENNELLY

53  
BOURGEAIS

7  
CREGNIOT

ROW 14

56  
WHITEHALL

83  
ARNOLD

35  
INGHAM

ROW 13

41  
SPENCE

222  
GAHAN

39  
VENTER

ROW 12

97  
CORNER

43  
JOHNSON

38  
WILLIAMS

ROW 11

109  
KERNOHAN

30  
TRUMMER

57  
SHANN

ROW 10

# SUPERSPORT

**RACE NUMBER:**

**2 (THU) & 3 (SAT)**

**GROUP: A**

[ ]

[ ]

[ ]

76  
FOLEY

21  
STEWART

384  
PONCINI

ROW 9

81  
O SIOCHRU

80  
FURBER

36  
GOETSCHY

ROW 8

111  
McCORMACK

12  
KEYES

78  
O'GRADY

ROW 7

89  
CONLIN

99  
McWILLIAMS

96  
HERBERTSON

ROW 6

231  
SIMPSON

9  
NEVE

17  
McCOY

ROW 5

4  
HUTCHINSON

23  
EVANS

8  
ELKIN

ROW 4

24  
CUMMINS

65  
SWEENEY

666  
HICKMAN

ROW 3

22  
JORDAN

156  
McLEAN

6  
DUNLOP

ROW 2

16  
BROWNE

1  
TODD

47  
COOPER

ROW 1

**POLE**

**RACE NUMBER:****2 (THU) & 3 (SAT)****GROUP: B**46  
JOHNSON

ROW 19

143  
DEGNAN51  
HUGHES88  
McTAGGART

ROW 18

59  
TRAPPE66  
HARRISON26  
BOOTH

ROW 17

86  
DATH69  
GALLI91  
McALEESE

ROW 16

145  
FORBES144  
UNNISART44  
GILBERT

ROW 15

90  
KENNELLY53  
BOURGEAIS7  
CREGNIOT

ROW 14

56  
WHITEHALL83  
ARNOLD35  
INGHAM

ROW 13

41  
SPENCE222  
GAHAN39  
VENTER

ROW 12

97  
CORNER43  
JOHNSON38  
WILLIAMS

ROW 11

109  
KERNOHAN30  
TRUMMER57  
SHANN

ROW 10

# BRIGGS EQUIPMENT NORTH WEST 200



## SUPERSPORT

### Race 2 - Fraser Homes Supersport

Thursday, 09 May 2024



Pos	Class	No	Name	Machine / Sponsor	Gp	Laps	Total Time	Behind	Speed	-----Best Lap-----		
										Time	Speed	On
<b>Race Classification</b>												
1	SSP	47	Richard COOPER	Yamaha - BPE by Russell Racing	a	4	18:18.988		117.075	4:34.459	117.657	3
2	SSP	666	Peter HICKMAN	Triumph - Trooper Triumph by PHR	a	4	18:25.525	6.537	116.383	4:35.612	117.165	4
3	SSP	6	Michael DUNLOP	Triumph - MD Racing	a	4	18:25.882	6.894	116.345	4:36.141	116.940	4
4	SSP	16	Mike BROWNE	Yamaha - BPE by Russell Racing	a	4	18:44.228	25.240	114.447	4:37.042	116.560	3
5	SSP	22	Paul JORDAN	Honda - Jackson Racing by Prosper2	a	4	18:45.291	26.303	114.338	4:39.878	115.379	4
6	SSP	24	Conor CUMMINS	Honda - Milenco by Padgett's Motorcycles	a	4	18:45.598	26.610	114.307	4:40.762	115.016	4
7	SSP	23	Michael EVANS	Triumph - Smith Racing	a	4	18:46.467	27.479	114.219	4:40.545	115.105	4
8	SSP	99	Jeremy McWILLIAMS	Yamaha - JMcC Roofing	a	4	18:48.242	29.254	114.039	4:41.936	114.537	4
9	SSP	17	Gary McCOY	Suzuki - MadBros Racing	a	4	18:48.532	29.544	114.010	4:41.590	114.677	4
10	SSP	9	Craig NEVE	Triumph - Bathams Racing	a	4	18:49.049	30.061	113.958	4:42.247	114.410	4
11	SSP	12	Kevin KEYES	Yamaha - Daracore Racing	a	4	19:10.286	51.298	111.854	4:45.993	112.912	4
12	SSP	8	Christian ELKIN	Yamaha - DynoCentre NI	a	4	19:10.570	51.582	111.826	4:46.273	112.801	3
13	SSP	96	Dom HERBERTSON	Yamaha - Burrows by RK Racing	a	4	19:18.379	59.391	111.072	4:46.724	112.624	3
14	SSP	4	Ian HUTCHINSON	Honda - Milenco by Padgett's Motorcycles	a	4	19:21.678	1:02.690	110.757	4:46.085	112.876	4
15	SSP	80	Barry FURBER	Kawasaki - Clem Davies Racing	a	4	19:22.000	1:03.012	110.726	4:49.725	111.457	3
16	SSP	231	Marcus SIMPSON	Triumph - JPS Racing	a	4	19:25.676	1:06.688	110.377	4:46.244	112.813	4
17	SSP	78	Emmet O'GRADY	Honda - AKR Thomas Bourne Racing	a	4	19:32.864	1:13.876	109.701	4:50.773	111.056	3
18	SSP	21	Phil STEWART	Yamaha - Phil Stewart Racing	a	4	19:33.613	1:14.625	109.631	4:52.959	110.227	3
19	SSP	111	Brian McCORMACK	Triumph - Global Robots by PHR	a	4	19:35.489	1:16.501	109.456	4:53.220	110.129	2
20	SSP	76	Jacque FOLEY	Yamaha - JF76 TPS Racing	a	4	19:38.787	1:19.799	109.149	4:53.487	110.029	3
21	SSP	39	Allann VENTER	Honda - TH Racing	b	4	19:42.424	1:23.436	108.814	4:53.349	110.080	4
22	SSP	35	Daniel INGHAM	Yamaha - Castings Technology	b	4	19:42.812	1:23.824	108.778	4:53.505	110.022	4
23	SSP	57	Toby SHANN	Triumph - Shann Racing	b	4	19:43.576	1:24.588	108.708	4:55.141	109.412	4
24	SSP	384	Mauro PONCINI	Yamaha - Delmo Racing	a	4	19:43.867	1:24.879	108.681	4:51.577	110.749	4
25	SSP	36	Jonathan GOETSCHY	Yamaha - Optimark Road Racing	a	4	19:44.989	1:26.001	108.578	4:53.682	109.956	4
26	SSP	83	Gareth ARNOLD	Kawasaki - Cowton Racing	b	4	19:46.617	1:27.629	108.429	4:54.684	109.582	4
27	SSP	41	Aaron SPENCE	Yamaha - WG Racing	b	4	19:47.401	1:28.413	108.358	4:54.603	109.612	4
28	SSP	43	Sam JOHNSON	Suzuki	b	4	19:48.740	1:29.752	108.236	4:54.761	109.553	4
29	SSP	222	Michael GAHAN	Yamaha - Newline Elite Racing	b	4	19:54.462	1:35.474	107.717	4:57.715	108.466	4
30	SSP	38	Paul WILLIAMS	Triumph - Golden Site Solutions	b	4	19:58.503	1:39.515	107.354	4:57.152	108.672	4
31	SSP	145	Daniel FORBES	Suzuki - FB Racing	b	4	20:02.205	1:43.217	107.023	4:58.976	108.009	4
32	SSP	97	Josh CORNER	Yamaha - Parker Transport	b	4	20:07.744	1:48.756	106.533	4:58.066	108.338	2
33	SSP	53	Wayne BOURGEOIS	Yamaha - Basomba Racing	b	4	20:15.191	1:56.203	105.880	5:00.362	107.510	3
34	SSP	91	Graham McALEESE	Yamaha - MPR	b	4	20:15.665	1:56.677	105.838	5:01.964	106.940	4
35	SSP	66	Adrian HARRISON	Yamaha - Brooke Built Racing	b	4	20:16.912	1:57.924	105.730	5:02.478	106.758	4
36	SSP	69	Yann GALLI	Honda - Road's Warrior	b	4	20:19.236	2:00.248	105.528	5:03.261	106.483	4
37	SSP	90	Craig KENNELLY	Ducati - Residio Racing	b	4	20:20.803	2:01.815	105.393	5:02.986	106.579	3
38	SSP	86	Gerald DATH	Honda	b	4	20:29.361	2:10.373	104.659	5:04.336	106.106	3
39	SSP	26	Dennis BOOTH	Yamaha	b	4	20:39.810	2:20.822	103.777	5:05.685	105.638	4
40	SSP	59	Darragh TRAPPE	Kawasaki - STS Racing by MSS	b	4	20:42.130	2:23.142	103.583	5:08.150	104.793	4
41	SSP	88	Sean McTAGGART	Yamaha - SDM Racing	b	4	20:42.357	2:23.369	103.564	5:07.701	104.946	4
42	SSP	51	Rad HUGHES	Kawasaki - RAF Motorsports	b	4	21:16.895	2:57.907	100.763	5:18.128	101.506	3
43	SSP	143	Stephen DEGNAN	Kawasaki	b	4	21:35.471	3:16.483	99.318	5:22.573	100.108	4

### Fastest Lap


SSP	47	Richard COOPER	Yamaha - BPE by Russell Racing	4:34.459	117.657	3
-----	----	----------------	--------------------------------	----------	---------	---

### Not Classified

DNF	SSP	30	Julian TRUMMER	Honda - Jackson Racing by Prosper2	b	3	15:41.137		102.400	4:59.701	107.747	2
DNF	SSP	65	Michael SWEENEY	Yamaha - EM Building	a	2	10:32.759		101.271	5:47.575	92.907	2
DNF	SSP	46	Mark JOHNSON	Yamaha - MJ Racing	b	2	11:00.292		97.048	5:32.632	97.080	2
DNF	SSP	144	Lancelot UNNISART	Honda - Village Motos Nantes	b	1	5:01.450		105.450			
DNF	SSP	109	Neil KERNOHAN	Yamaha - Kernohan Racing	b	1	5:09.979		102.549			
DNF	SSP	89	Mark CONLIN	Ducati - NRG-moto.com	a	1	6:43.437		78.793			

Provisional result to be confirmed by the Stewards of the Meeting subject to completion of technical inspections & the time limit for protests

Page 1 / 1

Circuit	<b>The Triangle</b>	Signed		Organising Club	<b>Coleraine &amp; D MC</b>
Length(miles)	<b>8.9700</b> <b>Lap 1 (8.8300)</b>		Chief Timekeeper	Race Started	<b>18:36</b>
Weather	<b>Cloudy</b>	Issued At:	<b>19:02</b>	<b>Gp Time Diff - b 94.95</b>	
Track	<b>Dry, 23°C</b>				





## SUPERSPORT

### Race 2 - Fraser Homes Supersport

Thursday, 09 May 2024

## DETAILED SECTOR ANALYSIS

### SSP

#### Race Classification

Position

#### **1** 47 Richard COOPER

Total Time **18:18.988** Avg Speed **117.075** Behind  
Best Time **4:34.459** Best Speed **117.657** On **3** Gp **a**

Lap	Lap Time	Lap Speed	Sector 1	Sector 2	Sector 3	Speed Trap
1	4:34.469	115.816		1:27.114	1:06.255	180.0
2	4:35.420	117.246	2:02.898	1:27.303	1:05.219	<b>180.5</b>
3	<b>4:34.459</b>	<b>117.657</b>	2:02.848	<b>1:26.728</b>	<b>1:04.883</b>	179.5
4	4:34.640	117.579	<b>2:02.256</b>	1:27.127	1:05.257	179.5
<i>Ideal</i>	<i>4:33.867</i>	<i>117.911</i>	<i>2:02.256</i>	<i>1:26.728</i>	<i>1:04.883</i>	<i>180.5</i>

#### **2** 666 Peter HICKMAN

Total Time **18:25.525** Avg Speed **116.383** Behind **6.537**  
Best Time **4:35.612** Best Speed **117.165** On **4** Gp **a**

Lap	Lap Time	Lap Speed	Sector 1	Sector 2	Sector 3	Speed Trap
1	4:36.122	115.123		1:28.115	1:04.797	173.1
2	4:38.018	116.151	2:05.276	1:28.153	1:04.589	172.6
3	4:35.773	117.096	<b>2:03.735</b>	1:27.465	1:04.573	<b>173.5</b>
4	<b>4:35.612</b>	<b>117.165</b>	2:04.266	<b>1:27.073</b>	<b>1:04.273</b>	171.8
<i>Ideal</i>	<i>4:35.081</i>	<i>117.391</i>	<i>2:03.735</i>	<i>1:27.073</i>	<i>1:04.273</i>	<i>173.5</i>

#### **3** 6 Michael DUNLOP

Total Time **18:25.882** Avg Speed **116.345** Behind **6.894**  
Best Time **4:36.141** Best Speed **116.940** On **4** Gp **a**

Lap	Lap Time	Lap Speed	Sector 1	Sector 2	Sector 3	Speed Trap
1	4:35.669	115.312		1:27.672	1:05.175	175.8
2	4:37.307	116.449	2:04.392	1:27.566	1:05.349	<b>176.3</b>
3	4:36.765	116.677	2:04.310	<b>1:27.430</b>	1:05.025	175.3
4	<b>4:36.141</b>	<b>116.940</b>	<b>2:04.234</b>	1:27.483	<b>1:04.424</b>	174.9
<i>Ideal</i>	<i>4:36.088</i>	<i>116.963</i>	<i>2:04.234</i>	<i>1:27.430</i>	<i>1:04.424</i>	<i>176.3</i>

#### **4** 16 Mike BROWNE

Total Time **18:44.228** Avg Speed **114.447** Behind **25.240**  
Best Time **4:37.042** Best Speed **116.560** On **3** Gp **a**

Lap	Lap Time	Lap Speed	Sector 1	Sector 2	Sector 3	Speed Trap
1	4:50.724	109.341		1:28.433	1:07.756	<b>184.5</b>
2	4:38.754	115.844	2:04.364	1:27.967	1:06.423	184.0
3	<b>4:37.042</b>	<b>116.560</b>	<b>2:03.559</b>	<b>1:27.596</b>	<b>1:05.887</b>	182.5
4	4:37.708	116.280	2:03.976	1:27.665	1:06.067	178.6
<i>Ideal</i>	<i>4:37.042</i>	<i>116.560</i>	<i>2:03.559</i>	<i>1:27.596</i>	<i>1:05.887</i>	<i>184.5</i>

#### Race Classification

Position

#### **5** 22 Paul JORDAN

Total Time **18:45.291** Avg Speed **114.338** Behind **26.303**  
Best Time **4:39.878** Best Speed **115.379** On **4** Gp **a**

Lap	Lap Time	Lap Speed	Sector 1	Sector 2	Sector 3	Speed Trap
1	4:41.674	112.854		1:29.094	1:06.294	<b>178.6</b>
2	4:41.253	114.815	<b>2:05.234</b>	1:28.950	1:07.069	169.2
3	4:42.486	114.314	2:06.919	1:29.414	1:06.153	173.5
4	<b>4:39.878</b>	<b>115.379</b>	2:05.874	<b>1:28.647</b>	<b>1:05.357</b>	176.7
<i>Ideal</i>	<i>4:39.238</i>	<i>115.643</i>	<i>2:05.234</i>	<i>1:28.647</i>	<i>1:05.357</i>	<i>178.6</i>

#### **6** 24 Conor CUMMINS

Total Time **18:45.598** Avg Speed **114.307** Behind **26.610**  
Best Time **4:40.762** Best Speed **115.016** On **4** Gp **a**

Lap	Lap Time	Lap Speed	Sector 1	Sector 2	Sector 3	Speed Trap
1	4:40.062	113.503		1:28.896	1:05.925	<b>179.1</b>
2	4:42.562	114.283	<b>2:06.050</b>	1:29.301	1:07.211	175.8
3	4:42.212	114.425	2:07.064	1:29.130	1:06.018	174.4
4	<b>4:40.762</b>	<b>115.016</b>	2:06.230	<b>1:28.609</b>	<b>1:05.923</b>	175.8
<i>Ideal</i>	<i>4:40.582</i>	<i>115.089</i>	<i>2:06.050</i>	<i>1:28.609</i>	<i>1:05.923</i>	<i>179.1</i>

#### **7** 23 Michael EVANS

Total Time **18:46.467** Avg Speed **114.219** Behind **27.479**  
Best Time **4:40.545** Best Speed **115.105** On **4** Gp **a**

Lap	Lap Time	Lap Speed	Sector 1	Sector 2	Sector 3	Speed Trap
1	4:38.802	114.016		<b>1:28.120</b>	1:06.863	<b>176.3</b>
2	4:43.693	113.827	2:06.719	1:30.124	1:06.850	172.6
3	4:43.427	113.934	2:06.991	1:29.554	1:06.882	170.0
4	<b>4:40.545</b>	<b>115.105</b>	<b>2:05.978</b>	1:28.461	<b>1:06.106</b>	168.7
<i>Ideal</i>	<i>4:40.204</i>	<i>115.245</i>	<i>2:05.978</i>	<i>1:28.120</i>	<i>1:06.106</i>	<i>176.3</i>

#### **8** 99 Jeremy McWILLIAMS

Total Time **18:48.242** Avg Speed **114.039** Behind **29.254**  
Best Time **4:41.936** Best Speed **114.537** On **4** Gp **a**

Lap	Lap Time	Lap Speed	Sector 1	Sector 2	Sector 3	Speed Trap
1	4:39.749	113.630		1:28.686	<b>1:06.363</b>	<b>177.2</b>
2	4:43.788	113.789	2:06.938	1:29.513	1:07.337	174.9
3	4:42.769	114.199	2:06.767	1:29.259	1:06.743	172.2
4	<b>4:41.936</b>	<b>114.537</b>	<b>2:06.380</b>	<b>1:28.528</b>	1:07.028	174.4
<i>Ideal</i>	<i>4:41.271</i>	<i>114.807</i>	<i>2:06.380</i>	<i>1:28.528</i>	<i>1:06.363</i>	<i>177.2</i>

## SUPERSPORT

### Race 2 - Fraser Homes Supersport

Thursday, 09 May 2024

## DETAILED SECTOR ANALYSIS

### Race Classification

Position

**9** **17 Gary McCOY**  
 Total Time **18:48.532** Avg Speed **114.010** Behind **29.544**  
 Best Time **4:41.590** Best Speed **114.677** On **4** Gp **a**

Lap	Lap Time	Lap Speed	Sector 1	Sector 2	Sector 3	Speed Trap
1	4:40.531	113.314		1:29.360	<b>1:06.189</b>	175.8
2	4:43.168	114.038	2:06.823	<b>1:28.914</b>	1:07.431	172.6
3	4:43.243	114.008	2:06.838	1:29.737	1:06.668	174.9
4	<b>4:41.590</b>	<b>114.677</b>	<b>2:05.388</b>	1:29.275	1:06.927	<b>178.1</b>
<i>Ideal</i>	<i>4:40.491</i>	<i>115.127</i>	<i>2:05.388</i>	<i>1:28.914</i>	<i>1:06.189</i>	<i>178.1</i>

### 10 9 Craig NEVE

Total Time **18:49.049** Avg Speed **113.958** Behind **30.061**  
 Best Time **4:42.247** Best Speed **114.410** On **4** Gp **a**

Lap	Lap Time	Lap Speed	Sector 1	Sector 2	Sector 3	Speed Trap
1	4:41.292	113.007		1:29.042	<b>1:06.306</b>	<b>177.7</b>
2	4:42.555	114.286	2:06.415	1:29.185	1:06.955	170.5
3	4:42.955	114.124	2:06.997	1:29.338	1:06.620	173.1
4	<b>4:42.247</b>	<b>114.410</b>	<b>2:06.313</b>	<b>1:28.875</b>	1:07.059	175.8
<i>Ideal</i>	<i>4:41.494</i>	<i>114.716</i>	<i>2:06.313</i>	<i>1:28.875</i>	<i>1:06.306</i>	<i>177.7</i>

### 11 12 Kevin KEYES

Total Time **19:10.286** Avg Speed **111.854** Behind **51.298**  
 Best Time **4:45.993** Best Speed **112.912** On **4** Gp **a**

Lap	Lap Time	Lap Speed	Sector 1	Sector 2	Sector 3	Speed Trap
1	4:45.967	111.160		1:29.805	<b>1:07.680</b>	173.5
2	4:49.795	111.430	2:08.757	1:31.562	1:09.476	171.8
3	4:48.531	111.919	2:09.344	1:30.946	1:08.241	170.9
4	<b>4:45.993</b>	<b>112.912</b>	<b>2:08.145</b>	<b>1:29.606</b>	1:08.242	<b>174.9</b>
<i>Ideal</i>	<i>4:45.431</i>	<i>113.134</i>	<i>2:08.145</i>	<i>1:29.606</i>	<i>1:07.680</i>	<i>174.9</i>

### 12 8 Christian ELKIN

Total Time **19:10.570** Avg Speed **111.826** Behind **51.582**  
 Best Time **4:46.273** Best Speed **112.801** On **3** Gp **a**

Lap	Lap Time	Lap Speed	Sector 1	Sector 2	Sector 3	Speed Trap
1	4:50.050	109.595		1:29.754	1:11.382	<b>178.1</b>
2	4:47.474	112.330	2:08.165	1:30.720	1:08.589	174.9
3	<b>4:46.273</b>	<b>112.801</b>	<b>2:08.140</b>	1:29.980	<b>1:08.153</b>	174.9
4	4:46.773	112.605	2:08.413	<b>1:29.472</b>	1:08.888	173.1
<i>Ideal</i>	<i>4:45.765</i>	<i>113.002</i>	<i>2:08.140</i>	<i>1:29.472</i>	<i>1:08.153</i>	<i>178.1</i>

### Race Classification

Position

**13** **96 Dom HERBERTSON**  
 Total Time **19:18.379** Avg Speed **111.072** Behind **59.391**  
 Best Time **4:46.724** Best Speed **112.624** On **3** Gp **a**

Lap	Lap Time	Lap Speed	Sector 1	Sector 2	Sector 3	Speed Trap
1	4:50.368	109.475		1:31.119	1:08.816	<b>175.8</b>
2	4:47.522	112.311	2:08.957	1:30.979	<b>1:07.586</b>	170.0
3	<b>4:46.724</b>	<b>112.624</b>	<b>2:08.171</b>	<b>1:30.605</b>	1:07.948	171.3
4	4:53.765	109.925	<b>2:08.171</b>	1:34.522	1:11.072	173.5
<i>Ideal</i>	<i>4:46.362</i>	<i>112.766</i>	<i>2:08.171</i>	<i>1:30.605</i>	<i>1:07.586</i>	<i>175.8</i>

### 14 4 Ian HUTCHINSON

Total Time **19:21.678** Avg Speed **110.757** Behind **1:02.690**  
 Best Time **4:46.085** Best Speed **112.876** On **4** Gp **a**

Lap	Lap Time	Lap Speed	Sector 1	Sector 2	Sector 3	Speed Trap
1	5:01.230	105.527		1:31.090	1:08.378	171.8
2	4:47.603	112.280	2:08.420	1:30.772	1:08.411	<b>176.7</b>
3	4:46.760	112.610	2:08.476	<b>1:30.378</b>	<b>1:07.906</b>	176.3
4	<b>4:46.085</b>	<b>112.876</b>	<b>2:07.418</b>	1:30.445	1:08.222	174.9
<i>Ideal</i>	<i>4:45.702</i>	<i>113.027</i>	<i>2:07.418</i>	<i>1:30.378</i>	<i>1:07.906</i>	<i>176.7</i>

### 15 80 Barry FURBER

Total Time **19:22.000** Avg Speed **110.726** Behind **1:03.012**  
 Best Time **4:49.725** Best Speed **111.457** On **3** Gp **a**

Lap	Lap Time	Lap Speed	Sector 1	Sector 2	Sector 3	Speed Trap
1	4:51.404	109.086		1:30.906	1:10.250	174.0
2	4:50.947	110.989	2:09.573	1:31.429	1:09.945	<b>177.2</b>
3	<b>4:49.725</b>	<b>111.457</b>	2:10.087	<b>1:30.798</b>	<b>1:08.840</b>	174.4
4	4:49.924	111.381	<b>2:09.571</b>	1:31.070	1:09.283	173.5
<i>Ideal</i>	<i>4:49.209</i>	<i>111.656</i>	<i>2:09.571</i>	<i>1:30.798</i>	<i>1:08.840</i>	<i>177.2</i>

### 16 231 Marcus SIMPSON

Total Time **19:25.676** Avg Speed **110.377** Behind **1:06.688**  
 Best Time **4:46.244** Best Speed **112.813** On **4** Gp **a**

Lap	Lap Time	Lap Speed	Sector 1	Sector 2	Sector 3	Speed Trap
1	5:05.569	104.029		1:31.797	1:08.411	169.2
2	4:47.242	112.421	2:08.674	1:30.683	<b>1:07.885</b>	171.3
3	4:46.621	112.664	<b>2:07.852</b>	1:30.028	1:08.741	171.8
4	<b>4:46.244</b>	<b>112.813</b>	2:08.142	<b>1:29.976</b>	1:08.126	<b>175.3</b>
<i>Ideal</i>	<i>4:45.713</i>	<i>113.023</i>	<i>2:07.852</i>	<i>1:29.976</i>	<i>1:07.885</i>	<i>175.3</i>

## SUPERSPORT

### Race 2 - Fraser Homes Supersport

Thursday, 09 May 2024

## DETAILED SECTOR ANALYSIS

### Race Classification

Position

#### 17 78 Emmet O'GRADY

Total Time **19:32.864** Avg Speed **109.701** Behind **1:13.876**  
 Best Time **4:50.773** Best Speed **111.056** On **3** Gp **a**

Lap	Lap Time	Lap Speed	Sector 1	Sector 2	Sector 3	Speed Trap
1	4:53.818	108.189		1:32.850	1:08.925	<b>172.6</b>
2	4:52.183	110.520	2:11.199	1:31.850	1:09.134	170.5
3	<b>4:50.773</b>	<b>111.056</b>	<b>2:09.860</b>	1:32.115	<b>1:08.798</b>	170.5
4	4:56.090	109.061	2:11.018	<b>1:31.407</b>	1:13.665	167.9
<i>Ideal</i>	<i>4:50.065</i>	<i>111.327</i>	<i>2:09.860</i>	<i>1:31.407</i>	<i>1:08.798</i>	<i>172.6</i>

### Race Classification

Position

#### 21 39 Allann VENTER

Total Time **19:42.424** Avg Speed **108.814** Behind **1:23.436**  
 Best Time **4:53.349** Best Speed **110.080** On **4** Gp **b**

Lap	Lap Time	Lap Speed	Sector 1	Sector 2	Sector 3	Speed Trap
1	4:55.146	107.703		1:33.840	1:10.757	<b>171.8</b>
2	4:58.097	108.327	2:13.194	1:34.059	1:10.844	158.1
3	4:55.832	109.157	2:12.528	1:33.435	1:09.869	165.4
4	<b>4:53.349</b>	<b>110.080</b>	<b>2:11.222</b>	<b>1:32.783</b>	<b>1:09.344</b>	167.5
<i>Ideal</i>	<i>4:53.349</i>	<i>110.080</i>	<i>2:11.222</i>	<i>1:32.783</i>	<i>1:09.344</i>	<i>171.8</i>

#### 18 21 Phil STEWART

Total Time **19:33.613** Avg Speed **109.631** Behind **1:14.625**  
 Best Time **4:52.959** Best Speed **110.227** On **3** Gp **a**

Lap	Lap Time	Lap Speed	Sector 1	Sector 2	Sector 3	Speed Trap
1	4:54.176	108.058		<b>1:32.568</b>	<b>1:08.747</b>	<b>173.1</b>
2	4:52.966	110.224	2:11.307	1:32.743	1:08.916	170.0
3	<b>4:52.959</b>	<b>110.227</b>	<b>2:11.179</b>	1:32.726	1:09.054	169.2
4	4:53.512	110.019	2:11.468	1:33.053	1:08.991	165.8
<i>Ideal</i>	<i>4:52.494</i>	<i>110.402</i>	<i>2:11.179</i>	<i>1:32.568</i>	<i>1:08.747</i>	<i>173.1</i>

#### 22 35 Daniel INGHAM

Total Time **19:42.812** Avg Speed **108.778** Behind **1:23.824**  
 Best Time **4:53.505** Best Speed **110.022** On **4** Gp **b**

Lap	Lap Time	Lap Speed	Sector 1	Sector 2	Sector 3	Speed Trap
1	4:55.532	107.562		1:32.876	1:10.380	170.9
2	4:57.997	108.364	2:13.179	1:34.426	1:10.392	<b>172.6</b>
3	4:55.778	109.176	2:13.057	1:33.250	1:09.471	171.3
4	<b>4:53.505</b>	<b>110.022</b>	<b>2:11.566</b>	<b>1:32.623</b>	<b>1:09.316</b>	170.5
<i>Ideal</i>	<i>4:53.505</i>	<i>110.022</i>	<i>2:11.566</i>	<i>1:32.623</i>	<i>1:09.316</i>	<i>172.6</i>

#### 19 111 Brian McCORMACK

Total Time **19:35.489** Avg Speed **109.456** Behind **1:16.501**  
 Best Time **4:53.220** Best Speed **110.129** On **2** Gp **a**

Lap	Lap Time	Lap Speed	Sector 1	Sector 2	Sector 3	Speed Trap
1	4:51.929	108.889		<b>1:32.256</b>	<b>1:08.565</b>	<b>174.4</b>
2	<b>4:53.220</b>	<b>110.129</b>	<b>2:11.292</b>	1:33.113	1:08.815	167.1
3	4:53.991	109.840	2:11.579	1:33.062	1:09.350	164.2
4	4:56.349	108.966	2:13.266	1:33.249	1:09.834	160.3
<i>Ideal</i>	<i>4:52.113</i>	<i>110.546</i>	<i>2:11.292</i>	<i>1:32.256</i>	<i>1:08.565</i>	<i>174.4</i>

#### 23 57 Toby SHANN

Total Time **19:43.576** Avg Speed **108.708** Behind **1:24.588**  
 Best Time **4:55.141** Best Speed **109.412** On **4** Gp **b**

Lap	Lap Time	Lap Speed	Sector 1	Sector 2	Sector 3	Speed Trap
1	4:54.135	108.073		1:33.733	1:10.967	166.2
2	4:58.077	108.334	<b>2:12.419</b>	1:34.745	1:10.913	163.8
3	4:56.223	109.012	2:12.989	1:33.727	1:09.507	167.5
4	<b>4:55.141</b>	<b>109.412</b>	2:12.728	<b>1:32.932</b>	<b>1:09.481</b>	<b>168.3</b>
<i>Ideal</i>	<i>4:54.832</i>	<i>109.527</i>	<i>2:12.419</i>	<i>1:32.932</i>	<i>1:09.481</i>	<i>168.3</i>

#### 20 76 Jacque FOLEY

Total Time **19:38.787** Avg Speed **109.149** Behind **1:19.799**  
 Best Time **4:53.487** Best Speed **110.029** On **3** Gp **a**

Lap	Lap Time	Lap Speed	Sector 1	Sector 2	Sector 3	Speed Trap
1	4:55.495	107.575		1:33.686	1:09.247	<b>177.7</b>
2	4:55.263	109.367	2:12.440	1:33.766	1:09.057	169.6
3	<b>4:53.487</b>	<b>110.029</b>	<b>2:10.919</b>	<b>1:33.294</b>	1:09.274	170.0
4	4:54.542	109.635	2:11.976	1:33.656	<b>1:08.910</b>	167.1
<i>Ideal</i>	<i>4:53.123</i>	<i>110.165</i>	<i>2:10.919</i>	<i>1:33.294</i>	<i>1:08.910</i>	<i>177.7</i>

#### 24 384 Mauro PONCINI

Total Time **19:43.867** Avg Speed **108.681** Behind **1:24.879**  
 Best Time **4:51.577** Best Speed **110.749** On **4** Gp **a**

Lap	Lap Time	Lap Speed	Sector 1	Sector 2	Sector 3	Speed Trap
1	4:56.205	107.318		1:33.398	1:09.449	<b>170.9</b>
2	5:03.731	106.318	2:12.181	1:33.824	1:17.726	165.0
3	4:52.354	110.455	<b>2:09.911</b>	1:33.429	1:09.014	169.2
4	<b>4:51.577</b>	<b>110.749</b>	2:10.681	<b>1:32.554</b>	<b>1:08.342</b>	167.9
<i>Ideal</i>	<i>4:50.807</i>	<i>111.043</i>	<i>2:09.911</i>	<i>1:32.554</i>	<i>1:08.342</i>	<i>170.9</i>

## SUPERSPORT

### Race 2 - Fraser Homes Supersport

Thursday, 09 May 2024

## DETAILED SECTOR ANALYSIS

### Race Classification

Position

#### 25 36 Jonathan GOETSCHY

Total Time **19:44.989** Avg Speed **108.578** Behind **1:26.001**

Best Time **4:53.682** Best Speed **109.956** On **4** Gp **a**

Lap	Lap Time	Lap Speed	Sector 1	Sector 2	Sector 3	Speed Trap
1	4:58.876	106.358		1:32.967	1:16.123	<b>172.6</b>
2	4:56.170	109.032	2:12.352	1:34.189	1:09.629	<b>172.6</b>
3	4:56.261	108.998	2:12.365	1:34.302	1:09.594	168.3
4	<b>4:53.682</b>	<b>109.956</b>	<b>2:12.109</b>	<b>1:32.700</b>	<b>1:08.873</b>	169.2
<i>Ideal</i>	<i>4:53.682</i>	<i>109.956</i>	<i>2:12.109</i>	<i>1:32.700</i>	<i>1:08.873</i>	<i>172.6</i>

### Race Classification

Position

#### 29 222 Michael GAHAN

Total Time **19:54.462** Avg Speed **107.717** Behind **1:35.474**

Best Time **4:57.715** Best Speed **108.466** On **4** Gp **b**

Lap	Lap Time	Lap Speed	Sector 1	Sector 2	Sector 3	Speed Trap
1	4:59.152	106.260		1:33.899	1:12.229	<b>165.8</b>
2	4:59.471	107.830	2:15.561	1:33.675	<b>1:10.235</b>	165.4
3	4:58.124	108.317	2:13.222	<b>1:33.581</b>	1:11.321	165.4
4	<b>4:57.715</b>	<b>108.466</b>	<b>2:12.346</b>	1:33.938	1:11.431	165.4
<i>Ideal</i>	<i>4:56.162</i>	<i>109.035</i>	<i>2:12.346</i>	<i>1:33.581</i>	<i>1:10.235</i>	<i>165.8</i>

#### 26 83 Gareth ARNOLD

Total Time **19:46.617** Avg Speed **108.429** Behind **1:27.629**

Best Time **4:54.684** Best Speed **109.582** On **4** Gp **b**

Lap	Lap Time	Lap Speed	Sector 1	Sector 2	Sector 3	Speed Trap
1	4:59.898	105.996		1:33.122	1:11.705	<b>168.7</b>
2	4:56.109	109.054	2:12.273	1:33.644	1:10.192	167.5
3	4:55.926	109.122	<b>2:11.838</b>	1:34.245	<b>1:09.843</b>	<b>168.7</b>
4	<b>4:54.684</b>	<b>109.582</b>	2:11.936	<b>1:32.790</b>	1:09.958	167.1
<i>Ideal</i>	<i>4:54.471</i>	<i>109.661</i>	<i>2:11.838</i>	<i>1:32.790</i>	<i>1:09.843</i>	<i>168.7</i>

#### 30 38 Paul WILLIAMS

Total Time **19:58.503** Avg Speed **107.354** Behind **1:39.515**

Best Time **4:57.152** Best Speed **108.672** On **4** Gp **b**

Lap	Lap Time	Lap Speed	Sector 1	Sector 2	Sector 3	Speed Trap
1	5:00.728	105.703		1:36.192	1:12.821	168.7
2	5:01.947	106.946	2:15.902	1:35.011	1:11.034	161.9
3	4:58.676	108.117	2:13.973	1:34.003	1:10.700	168.7
4	<b>4:57.152</b>	<b>108.672</b>	<b>2:13.412</b>	<b>1:33.193</b>	<b>1:10.547</b>	<b>169.2</b>
<i>Ideal</i>	<i>4:57.152</i>	<i>108.672</i>	<i>2:13.412</i>	<i>1:33.193</i>	<i>1:10.547</i>	<i>169.2</i>

#### 27 41 Aaron SPENCE

Total Time **19:47.401** Avg Speed **108.358** Behind **1:28.413**

Best Time **4:54.603** Best Speed **109.612** On **4** Gp **b**

Lap	Lap Time	Lap Speed	Sector 1	Sector 2	Sector 3	Speed Trap
1	4:58.936	106.337		1:33.814	1:11.697	170.5
2	4:58.202	108.289	2:14.517	1:33.582	<b>1:10.103</b>	169.6
3	4:55.660	109.220	<b>2:11.106</b>	1:34.148	1:10.406	<b>172.2</b>
4	<b>4:54.603</b>	<b>109.612</b>	2:11.327	<b>1:32.801</b>	1:10.475	163.4
<i>Ideal</i>	<i>4:54.010</i>	<i>109.833</i>	<i>2:11.106</i>	<i>1:32.801</i>	<i>1:10.103</i>	<i>172.2</i>

#### 31 145 Daniel FORBES

Total Time **20:02.205** Avg Speed **107.023** Behind **1:43.217**

Best Time **4:58.976** Best Speed **108.009** On **4** Gp **b**

Lap	Lap Time	Lap Speed	Sector 1	Sector 2	Sector 3	Speed Trap
1	5:04.620	104.353		1:34.973	1:13.544	167.1
2	4:59.114	107.959	2:13.236	1:35.142	1:10.736	171.8
3	4:59.495	107.821	2:13.588	1:35.192	<b>1:10.715</b>	<b>172.6</b>
4	<b>4:58.976</b>	<b>108.009</b>	<b>2:12.299</b>	<b>1:34.921</b>	1:11.756	170.5
<i>Ideal</i>	<i>4:57.935</i>	<i>108.386</i>	<i>2:12.299</i>	<i>1:34.921</i>	<i>1:10.715</i>	<i>172.6</i>

#### 28 43 Sam JOHNSON

Total Time **19:48.740** Avg Speed **108.236** Behind **1:29.752**

Best Time **4:54.761** Best Speed **109.553** On **4** Gp **b**

Lap	Lap Time	Lap Speed	Sector 1	Sector 2	Sector 3	Speed Trap
1	4:53.804	108.195		1:33.934	1:11.470	168.3
2	4:58.202	108.289	2:13.450	1:33.750	<b>1:11.002</b>	164.2
3	5:01.973	106.937	2:12.693	1:33.817	1:15.463	168.3
4	<b>4:54.761</b>	<b>109.553</b>	<b>2:11.290</b>	<b>1:32.335</b>	1:11.136	<b>174.0</b>
<i>Ideal</i>	<i>4:54.627</i>	<i>109.603</i>	<i>2:11.290</i>	<i>1:32.335</i>	<i>1:11.002</i>	<i>174.0</i>

#### 32 97 Josh CORNER

Total Time **20:07.744** Avg Speed **106.533** Behind **1:48.756**

Best Time **4:58.066** Best Speed **108.338** On **2** Gp **b**

Lap	Lap Time	Lap Speed	Sector 1	Sector 2	Sector 3	Speed Trap
1	4:54.461	107.953		<b>1:32.680</b>	1:10.831	170.5
2	<b>4:58.066</b>	<b>108.338</b>	2:13.622	1:33.738	<b>1:10.706</b>	158.8
3	5:02.082	106.898	<b>2:12.971</b>	1:32.863	1:16.248	162.2
4	5:13.135	103.125	2:22.074	1:37.025	1:14.036	<b>172.2</b>
<i>Ideal</i>	<i>4:56.357</i>	<i>108.963</i>	<i>2:12.971</i>	<i>1:32.680</i>	<i>1:10.706</i>	<i>172.2</i>

## SUPERSPORT

### Race 2 - Fraser Homes Supersport

Thursday, 09 May 2024

## DETAILED SECTOR ANALYSIS

### Race Classification

Position

**33** **53 Wayne BOURGEOIS**  
 Total Time **20:15.191** Avg Speed **105.880** Behind **1:56.203**  
 Best Time **5:00.362** Best Speed **107.510** On **3** Gp **b**

Lap	Lap Time	Lap Speed	Sector 1	Sector 2	Sector 3	Speed Trap
1	5:08.666	102.985		1:36.007	1:14.396	169.2
2	5:04.124	106.180	2:16.305	1:35.710	1:12.109	<b>174.9</b>
3	<b>5:00.362</b>	<b>107.510</b>	<b>2:13.659</b>	<b>1:34.625</b>	<b>1:12.078</b>	170.5
4	5:02.039	106.913	2:14.621	1:35.152	1:12.266	169.6
<i>Ideal</i>	<i>5:00.362</i>	<i>107.510</i>	<i>2:13.659</i>	<i>1:34.625</i>	<i>1:12.078</i>	<i>174.9</i>

### Race Classification

Position

**37** **90 Craig KENNELLY**  
 Total Time **20:20.803** Avg Speed **105.393** Behind **2:01.815**  
 Best Time **5:02.986** Best Speed **106.579** On **3** Gp **b**

Lap	Lap Time	Lap Speed	Sector 1	Sector 2	Sector 3	Speed Trap
1	5:08.246	103.125		1:35.951	1:14.825	166.2
2	5:05.576	105.676	2:17.372	1:36.154	1:12.050	165.8
3	<b>5:02.986</b>	<b>106.579</b>	<b>2:15.379</b>	<b>1:35.687</b>	<b>1:11.920</b>	<b>173.1</b>
4	5:03.995	106.225	2:15.507	1:35.720	1:12.768	0.0
<i>Ideal</i>	<i>5:02.986</i>	<i>106.579</i>	<i>2:15.379</i>	<i>1:35.687</i>	<i>1:11.920</i>	<i>173.1</i>

### 34 91 Graham McALEESE

Total Time **20:15.665** Avg Speed **105.838** Behind **1:56.677**  
 Best Time **5:01.964** Best Speed **106.940** On **4** Gp **b**

Lap	Lap Time	Lap Speed	Sector 1	Sector 2	Sector 3	Speed Trap
1	5:07.206	103.475		<b>1:34.788</b>	1:14.760	<b>171.3</b>
2	5:02.657	106.695	2:15.014	1:35.913	<b>1:11.730</b>	167.9
3	5:03.838	106.280	2:15.755	1:36.056	1:12.027	166.7
4	<b>5:01.964</b>	<b>106.940</b>	<b>2:15.013</b>	1:34.917	1:12.034	167.1
<i>Ideal</i>	<i>5:01.531</i>	<i>107.093</i>	<i>2:15.013</i>	<i>1:34.788</i>	<i>1:11.730</i>	<i>171.3</i>

### 38 86 Gerald DATH

Total Time **20:29.361** Avg Speed **104.659** Behind **2:10.373**  
 Best Time **5:04.336** Best Speed **106.106** On **3** Gp **b**

Lap	Lap Time	Lap Speed	Sector 1	Sector 2	Sector 3	Speed Trap
1	5:09.853	102.591		1:37.171	1:14.894	<b>168.3</b>
2	5:05.976	105.538	2:16.752	1:38.141	<b>1:11.083</b>	163.0
3	<b>5:04.336</b>	<b>106.106</b>	<b>2:15.825</b>	<b>1:36.751</b>	1:11.760	158.4
4	5:09.196	104.439	2:18.989	1:38.138	1:12.069	155.5
<i>Ideal</i>	<i>5:03.659</i>	<i>106.343</i>	<i>2:15.825</i>	<i>1:36.751</i>	<i>1:11.083</i>	<i>168.3</i>

### 35 66 Adrian HARRISON

Total Time **20:16.912** Avg Speed **105.730** Behind **1:57.924**  
 Best Time **5:02.478** Best Speed **106.758** On **4** Gp **b**

Lap	Lap Time	Lap Speed	Sector 1	Sector 2	Sector 3	Speed Trap
1	5:07.508	103.373		<b>1:35.335</b>	1:15.453	170.0
2	5:03.652	106.345	2:15.460	1:36.011	<b>1:12.181</b>	<b>171.8</b>
3	5:03.274	106.478	2:14.890	1:35.977	1:12.407	166.7
4	<b>5:02.478</b>	<b>106.758</b>	<b>2:14.694</b>	1:35.372	1:12.412	166.7
<i>Ideal</i>	<i>5:02.210</i>	<i>106.853</i>	<i>2:14.694</i>	<i>1:35.335</i>	<i>1:12.181</i>	<i>171.8</i>

### 39 26 Dennis BOOTH

Total Time **20:39.810** Avg Speed **103.777** Behind **2:20.822**  
 Best Time **5:05.685** Best Speed **105.638** On **4** Gp **b**

Lap	Lap Time	Lap Speed	Sector 1	Sector 2	Sector 3	Speed Trap
1	5:14.823	100.971		1:37.771	1:14.214	167.9
2	5:09.483	104.342	2:17.404	1:38.347	1:13.732	<b>168.3</b>
3	5:09.819	104.229	2:18.294	1:37.626	1:13.899	160.7
4	<b>5:05.685</b>	<b>105.638</b>	<b>2:16.955</b>	<b>1:36.572</b>	<b>1:12.158</b>	162.2
<i>Ideal</i>	<i>5:05.685</i>	<i>105.638</i>	<i>2:16.955</i>	<i>1:36.572</i>	<i>1:12.158</i>	<i>168.3</i>

### 36 69 Yann GALLI

Total Time **20:19.236** Avg Speed **105.528** Behind **2:00.248**  
 Best Time **5:03.261** Best Speed **106.483** On **4** Gp **b**

Lap	Lap Time	Lap Speed	Sector 1	Sector 2	Sector 3	Speed Trap
1	5:06.468	103.724		<b>1:35.425</b>	1:16.423	<b>173.5</b>
2	5:05.437	105.724	2:16.866	1:36.256	1:12.315	164.2
3	5:04.070	106.199	2:15.289	1:36.601	<b>1:12.180</b>	167.9
4	<b>5:03.261</b>	<b>106.483</b>	<b>2:14.545</b>	1:36.316	1:12.400	166.7
<i>Ideal</i>	<i>5:02.150</i>	<i>106.874</i>	<i>2:14.545</i>	<i>1:35.425</i>	<i>1:12.180</i>	<i>173.5</i>

### 40 59 Darragh TRAPPE

Total Time **20:42.130** Avg Speed **103.583** Behind **2:23.142**  
 Best Time **5:08.150** Best Speed **104.793** On **4** Gp **b**

Lap	Lap Time	Lap Speed	Sector 1	Sector 2	Sector 3	Speed Trap
1	5:14.177	101.179		1:37.295	1:14.913	<b>167.9</b>
2	5:09.886	104.206	2:17.438	1:38.508	1:13.940	165.4
3	5:09.917	104.196	2:18.191	<b>1:37.262</b>	1:14.464	156.6
4	<b>5:08.150</b>	<b>104.793</b>	<b>2:16.773</b>	1:38.002	<b>1:13.375</b>	163.4
<i>Ideal</i>	<i>5:07.410</i>	<i>105.045</i>	<i>2:16.773</i>	<i>1:37.262</i>	<i>1:13.375</i>	<i>167.9</i>



## SUPERSPORT

### Race 2 - Fraser Homes Supersport

Thursday, 09 May 2024

## DETAILED SECTOR ANALYSIS

### Race Classification

Position

#### 41 88 Sean McTAGGART

Total Time **20:42.357** Avg Speed **103.564** Behind **2:23.369**

Best Time **5:07.701** Best Speed **104.946** On **4** Gp **b**

Lap	Lap Time	Lap Speed	Sector 1	Sector 2	Sector 3	Speed Trap
1	5:11.907	101.915		1:37.956	1:13.952	<b>168.3</b>
2	5:10.280	104.074	2:19.205	1:38.390	1:12.685	165.4
3	5:12.469	103.345	2:19.668	1:38.842	1:13.959	160.7
4	<b>5:07.701</b>	<b>104.946</b>	<b>2:18.100</b>	<b>1:37.138</b>	<b>1:12.463</b>	162.6
<i>Ideal</i>	<i>5:07.701</i>	<i>104.946</i>	<i>2:18.100</i>	<i>1:37.138</i>	<i>1:12.463</i>	<i>168.3</i>

#### 42 51 Rad HUGHES

Total Time **21:16.895** Avg Speed **100.763** Behind **2:57.907**

Best Time **5:18.128** Best Speed **101.506** On **3** Gp **b**

Lap	Lap Time	Lap Speed	Sector 1	Sector 2	Sector 3	Speed Trap
1	5:16.870	100.319		<b>1:39.861</b>	1:15.271	<b>167.9</b>
2	5:22.514	100.126	<b>2:22.085</b>	1:41.031	1:19.398	161.1
3	<b>5:18.128</b>	<b>101.506</b>	2:23.298	1:40.255	<b>1:14.575</b>	161.1
4	5:19.383	101.107	2:23.425	1:40.082	1:15.876	160.7
<i>Ideal</i>	<i>5:16.521</i>	<i>102.022</i>	<i>2:22.085</i>	<i>1:39.861</i>	<i>1:14.575</i>	<i>167.9</i>

#### 43 143 Stephen DEGNAN

Total Time **21:35.471** Avg Speed **99.318** Behind **3:16.483**

Best Time **5:22.573** Best Speed **100.108** On **4** Gp **b**

Lap	Lap Time	Lap Speed	Sector 1	Sector 2	Sector 3	Speed Trap
1	5:24.059	98.093		<b>1:39.800</b>	1:18.561	<b>160.3</b>
2	5:25.796	99.117	2:23.958	1:40.823	1:21.015	156.2
3	5:23.043	99.962	2:23.982	1:40.570	1:18.491	155.1
4	<b>5:22.573</b>	<b>100.108</b>	<b>2:23.285</b>	1:41.005	<b>1:18.283</b>	153.7
<i>Ideal</i>	<i>5:21.368</i>	<i>100.483</i>	<i>2:23.285</i>	<i>1:39.800</i>	<i>1:18.283</i>	<i>160.3</i>

### Not Classified

Position

#### DNF 30 Julian TRUMMER

Total Time **15:41.137** Avg Speed **102.400** Behind

Best Time **4:59.701** Best Speed **107.747** On **2** Gp **b**

Lap	Lap Time	Lap Speed	Sector 1	Sector 2	Sector 3	Speed Trap
1	4:53.046	108.474		<b>1:33.954</b>	<b>1:10.258</b>	<b>167.1</b>
2	<b>4:59.701</b>	<b>107.747</b>	2:14.551	1:34.475	1:10.675	163.4
3	5:48.390	92.689	<b>2:13.451</b>	2:04.580		<b>167.1</b>
<i>Ideal</i>	<i>4:57.663</i>	<i>108.485</i>	<i>2:13.451</i>	<i>1:33.954</i>	<i>1:10.258</i>	<i>167.1</i>

### Not Classified

Position

#### DNF 65 Michael SWEENEY

Total Time **10:32.759** Avg Speed **101.271** Behind

Best Time **5:47.575** Best Speed **92.907** On **2** Gp **a**

Lap	Lap Time	Lap Speed	Sector 1	Sector 2	Sector 3	Speed Trap
1	4:45.184	111.465		<b>1:30.554</b>	<b>1:07.688</b>	<b>172.2</b>
2	<b>5:47.575</b>	<b>92.907</b>	<b>2:50.347</b>	1:35.734		170.9
<i>Ideal</i>	<i>5:28.589</i>	<i>98.275</i>	<i>2:50.347</i>	<i>1:30.554</i>	<i>1:07.688</i>	<i>172.2</i>

#### DNF 46 Mark JOHNSON

Total Time **11:00.292** Avg Speed **97.048** Behind

Best Time **5:32.632** Best Speed **97.080** On **2** Gp **b**

Lap	Lap Time	Lap Speed	Sector 1	Sector 2	Sector 3	Speed Trap
1	5:27.660	97.015		<b>1:42.160</b>	<b>1:18.647</b>	<b>154.8</b>
2	<b>5:32.632</b>	<b>97.080</b>	<b>2:28.060</b>	1:44.001	1:20.571	149.3
<i>Ideal</i>	<i>5:28.867</i>	<i>98.192</i>	<i>2:28.060</i>	<i>1:42.160</i>	<i>1:18.647</i>	<i>154.8</i>

#### DNF 144 Lancelot UNNISART

Total Time **5:01.450** Avg Speed **105.450** Behind

Best Time Best Speed On Gp **b**

Lap	Lap Time	Lap Speed	Sector 1	Sector 2	Sector 3	Speed Trap
1	5:01.450	105.450		<b>1:34.787</b>	<b>1:12.843</b>	<b>167.9</b>
<i>Ideal</i>	<i>0.000</i>	<i>0.000</i>		<i>1:34.787</i>	<i>1:12.843</i>	<i>167.9</i>

#### DNF 109 Neil KERNOHAN

Total Time **5:09.979** Avg Speed **102.549** Behind

Best Time Best Speed On Gp **b**

Lap	Lap Time	Lap Speed	Sector 1	Sector 2	Sector 3	Speed Trap
1	5:09.979	102.549		<b>1:37.114</b>		<b>165.8</b>
<i>Ideal</i>	<i>0.000</i>	<i>0.000</i>		<i>1:37.114</i>		<i>165.8</i>

#### DNF 89 Mark CONLIN

Total Time **6:43.437** Avg Speed **78.793** Behind

Best Time Best Speed On Gp **a**

Lap	Lap Time	Lap Speed	Sector 1	Sector 2	Sector 3	Speed Trap
1	6:43.437	78.793		<b>1:32.251</b>	<b>1:13.929</b>	<b>170.9</b>
<i>Ideal</i>	<i>0.000</i>	<i>0.000</i>		<i>1:32.251</i>	<i>1:13.929</i>	<i>170.9</i>

## SUPERSPORT

## Race 2 - Fraser Homes Supersport

## LAP CHART

1

No	Name	Gp	Time of Day	Lap Time
47	Richard COOPER	a	18:40:45.580	4:34.469
6	Michael DUNLOP	a	18:40:46.780	4:35.669
666	Peter HICKMAN	a	18:40:47.233	4:36.122
23	Michael EVANS	a	18:40:49.913	4:38.802
99	Jeremy McWILLIAMS	a	18:40:50.860	4:39.749
24	Conor CUMMINS	a	18:40:51.173	4:40.062
17	Gary McCOY	a	18:40:51.642	4:40.531
9	Craig NEVE	a	18:40:52.403	4:41.292
22	Paul JORDAN	a	18:40:52.785	4:41.674
65	Michael SWEENEY	a	18:40:56.295	4:45.184
12	Kevin KEYES	a	18:40:57.078	4:45.967
8	Christian ELKIN	a	18:41:01.161	4:50.050
96	Dom HERBERTSON	a	18:41:01.479	4:50.368
16	Mike BROWNE	a	18:41:01.835	4:50.724
80	Barry FURBER	a	18:41:02.515	4:51.404
111	Brian McCORMACK	a	18:41:03.040	4:51.929
30	Julian TRUMMER	b	18:41:04.157	4:53.046
43	Sam JOHNSON	b	18:41:04.915	4:53.804
78	Emmet O'GRADY	a	18:41:04.929	4:53.818
57	Toby SHANN	b	18:41:05.246	4:54.135
21	Phil STEWART	a	18:41:05.287	4:54.176
97	Josh CORNER	b	18:41:05.572	4:54.461
39	Allann VENTER	b	18:41:06.257	4:55.146
76	Jacque FOLEY	a	18:41:06.606	4:55.495
35	Daniel INGHAM	b	18:41:06.643	4:55.532
384	Mauro PONCINI	a	18:41:07.316	4:56.205
36	Jonathan GOETSCHY	a	18:41:09.987	4:58.876
41	Aaron SPENCE	b	18:41:10.047	4:58.936
222	Michael GAHAN	b	18:41:10.263	4:59.152
83	Gareth ARNOLD	b	18:41:11.009	4:59.898
38	Paul WILLIAMS	b	18:41:11.839	5:00.728
4	Ian HUTCHINSON	a	18:41:12.341	5:01.230
144	Lancelot UNNISART	b	18:41:12.561	5:01.450
145	Daniel FORBES	b	18:41:15.731	5:04.620
231	Marcus SIMPSON	a	18:41:16.680	5:05.569
69	Yann GALLI	b	18:41:17.579	5:06.468
91	Graham McALEESE	b	18:41:18.317	5:07.206
66	Adrian HARRISON	b	18:41:18.619	5:07.508
90	Craig KENNELLY	b	18:41:19.357	5:08.246
53	Wayne BOURGEOIS	b	18:41:19.777	5:08.666
86	Gerald DATH	b	18:41:20.964	5:09.853
109	Neil KERNOHAN	b	18:41:21.090	5:09.979
88	Sean McTAGGART	b	18:41:23.018	5:11.907
59	Darragh TRAPPE	b	18:41:25.288	5:14.177
26	Dennis BOOTH	b	18:41:25.934	5:14.823

1

No	Name	Gp	Time of Day	Lap Time
51	Rad HUGHES	b	18:41:27.981	5:16.870
143	Stephen DEGNAN	b	18:41:35.170	5:24.059
46	Mark JOHNSON	b	18:41:38.771	5:27.660
89	Mark CONLIN	a	18:42:54.548	6:43.437

2

No	Name	Gp	Time of Day	Lap Time
47	Richard COOPER	a	18:45:21.000	4:35.420
6	Michael DUNLOP	a	18:45:24.087	4:37.307
666	Peter HICKMAN	a	18:45:25.251	4:38.018
23	Michael EVANS	a	18:45:33.606	4:43.693
24	Conor CUMMINS	a	18:45:33.735	4:42.562
22	Paul JORDAN	a	18:45:34.038	4:41.253
99	Jeremy McWILLIAMS	a	18:45:34.648	4:43.788
17	Gary McCOY	a	18:45:34.810	4:43.168
9	Craig NEVE	a	18:45:34.958	4:42.555
16	Mike BROWNE	a	18:45:40.589	4:38.754
12	Kevin KEYES	a	18:45:46.873	4:49.795
8	Christian ELKIN	a	18:45:48.635	4:47.474
96	Dom HERBERTSON	a	18:45:49.001	4:47.522
80	Barry FURBER	a	18:45:53.462	4:50.947
111	Brian McCORMACK	a	18:45:56.260	4:53.220
78	Emmet O'GRADY	a	18:45:57.112	4:52.183
21	Phil STEWART	a	18:45:58.253	4:52.966
4	Ian HUTCHINSON	a	18:45:59.944	4:47.603
76	Jacque FOLEY	a	18:46:01.869	4:55.263
43	Sam JOHNSON	b	18:46:03.117	4:58.202
57	Toby SHANN	b	18:46:03.323	4:58.077
97	Josh CORNER	b	18:46:03.638	4:58.066
30	Julian TRUMMER	b	18:46:03.858	4:59.701
231	Marcus SIMPSON	a	18:46:03.922	4:47.242
39	Allann VENTER	b	18:46:04.354	4:58.097
35	Daniel INGHAM	b	18:46:04.640	4:57.997
36	Jonathan GOETSCHY	a	18:46:06.157	4:56.170
83	Gareth ARNOLD	b	18:46:07.118	4:56.109
41	Aaron SPENCE	b	18:46:08.249	4:58.202
222	Michael GAHAN	b	18:46:09.734	4:59.471
384	Mauro PONCINI	a	18:46:11.047	5:03.731
38	Paul WILLIAMS	b	18:46:13.786	5:01.947
145	Daniel FORBES	b	18:46:14.845	4:59.114
91	Graham McALEESE	b	18:46:20.974	5:02.657
66	Adrian HARRISON	b	18:46:22.271	5:03.652
69	Yann GALLI	b	18:46:23.016	5:05.437
53	Wayne BOURGEOIS	b	18:46:23.901	5:04.124
90	Craig KENNELLY	b	18:46:24.933	5:05.576
86	Gerald DATH	b	18:46:26.940	5:05.976
88	Sean McTAGGART	b	18:46:33.298	5:10.280
59	Darragh TRAPPE	b	18:46:35.174	5:09.886
26	Dennis BOOTH	b	18:46:35.417	5:09.483
65	Michael SWEENEY	a	18:46:43.870	5:47.575
51	Rad HUGHES	b	18:46:50.495	5:22.514
143	Stephen DEGNAN	b	18:47:00.966	5:25.796
46	Mark JOHNSON	b	18:47:11.403	5:32.632

## SUPERSPORT

## Race 2 - Fraser Homes Supersport

## LAP CHART

3

No	Name	Gp	Time of Day	Lap Time
47	Richard COOPER	a	18:49:55.459	4:34.459
6	Michael DUNLOP	a	18:50:00.852	4:36.765
666	Peter HICKMAN	a	18:50:01.024	4:35.773
24	Conor CUMMINS	a	18:50:15.947	4:42.212
22	Paul JORDAN	a	18:50:16.524	4:42.486
23	Michael EVANS	a	18:50:17.033	4:43.427
99	Jeremy McWILLIAMS	a	18:50:17.417	4:42.769
16	Mike BROWNE	a	18:50:17.631	4:37.042
9	Craig NEVE	a	18:50:17.913	4:42.955
17	Gary McCOY	a	18:50:18.053	4:43.243
8	Christian ELKIN	a	18:50:34.908	4:46.273
12	Kevin KEYES	a	18:50:35.404	4:48.531
96	Dom HERBERTSON	a	18:50:35.725	4:46.724
80	Barry FURBER	a	18:50:43.187	4:49.725
4	Ian HUTCHINSON	a	18:50:46.704	4:46.760
78	Emmet O'GRADY	a	18:50:47.885	4:50.773
111	Brian McCORMACK	a	18:50:50.251	4:53.991
231	Marcus SIMPSON	a	18:50:50.543	4:46.621
21	Phil STEWART	a	18:50:51.212	4:52.959
76	Jacque FOLEY	a	18:50:55.356	4:53.487
57	Toby SHANN	b	18:50:59.546	4:56.223
39	Allann VENTER	b	18:51:00.186	4:55.832
35	Daniel INGHAM	b	18:51:00.418	4:55.778
36	Jonathan GOETSCHY	a	18:51:02.418	4:56.261
83	Gareth ARNOLD	b	18:51:03.044	4:55.926
384	Mauro PONCINI	a	18:51:03.401	4:52.354
41	Aaron SPENCE	b	18:51:03.909	4:55.660
43	Sam JOHNSON	b	18:51:05.090	5:01.973
97	Josh CORNER	b	18:51:05.720	5:02.082
222	Michael GAHAN	b	18:51:07.858	4:58.124
38	Paul WILLIAMS	b	18:51:12.462	4:58.676
145	Daniel FORBES	b	18:51:14.340	4:59.495
53	Wayne BOURGEGIS	b	18:51:24.263	5:00.362
91	Graham McALEESE	b	18:51:24.812	5:03.838
66	Adrian HARRISON	b	18:51:25.545	5:03.274
69	Yann GALLI	b	18:51:27.086	5:04.070
90	Craig KENNELLY	b	18:51:27.919	5:02.986
86	Gerald DATH	b	18:51:31.276	5:04.336
59	Darragh TRAPPE	b	18:51:45.091	5:09.917
26	Dennis BOOTH	b	18:51:45.236	5:09.819
88	Sean McTAGGART	b	18:51:45.767	5:12.469
30	Julian TRUMMER	b	18:51:52.248	5:48.390
51	Rad HUGHES	b	18:52:08.623	5:18.128
143	Stephen DEGNAN	b	18:52:24.009	5:23.043

4

No	Name	Gp	Time of Day	Lap Time
47	Richard COOPER	a	18:54:30.099	4:34.640
666	Peter HICKMAN	a	18:54:36.636	4:35.612
6	Michael DUNLOP	a	18:54:36.993	4:36.141
16	Mike BROWNE	a	18:54:55.339	4:37.708
22	Paul JORDAN	a	18:54:56.402	4:39.878
24	Conor CUMMINS	a	18:54:56.709	4:40.762
23	Michael EVANS	a	18:54:57.578	4:40.545
99	Jeremy McWILLIAMS	a	18:54:59.353	4:41.936
17	Gary McCOY	a	18:54:59.643	4:41.590
9	Craig NEVE	a	18:55:00.160	4:42.247
12	Kevin KEYES	a	18:55:21.397	4:45.993
8	Christian ELKIN	a	18:55:21.681	4:46.773
96	Dom HERBERTSON	a	18:55:29.490	4:53.765
4	Ian HUTCHINSON	a	18:55:32.789	4:46.085
80	Barry FURBER	a	18:55:33.111	4:49.924
231	Marcus SIMPSON	a	18:55:36.787	4:46.244
78	Emmet O'GRADY	a	18:55:43.975	4:56.090
21	Phil STEWART	a	18:55:44.724	4:53.512
111	Brian McCORMACK	a	18:55:46.600	4:56.349
76	Jacque FOLEY	a	18:55:49.898	4:54.542
39	Allann VENTER	b	18:55:53.535	4:53.349
35	Daniel INGHAM	b	18:55:53.923	4:53.505
57	Toby SHANN	b	18:55:54.687	4:55.141
384	Mauro PONCINI	a	18:55:54.978	4:51.577
36	Jonathan GOETSCHY	a	18:55:56.100	4:53.682
83	Gareth ARNOLD	b	18:55:57.728	4:54.684
41	Aaron SPENCE	b	18:55:58.512	4:54.603
43	Sam JOHNSON	b	18:55:59.851	4:54.761
222	Michael GAHAN	b	18:56:05.573	4:57.715
38	Paul WILLIAMS	b	18:56:09.614	4:57.152
145	Daniel FORBES	b	18:56:13.316	4:58.976
97	Josh CORNER	b	18:56:18.855	5:13.135
53	Wayne BOURGEGIS	b	18:56:26.302	5:02.039
91	Graham McALEESE	b	18:56:26.776	5:01.964
66	Adrian HARRISON	b	18:56:28.023	5:02.478
69	Yann GALLI	b	18:56:30.347	5:03.261
90	Craig KENNELLY	b	18:56:31.914	5:03.995
86	Gerald DATH	b	18:56:40.472	5:09.196
26	Dennis BOOTH	b	18:56:50.921	5:05.685
59	Darragh TRAPPE	b	18:56:53.241	5:08.150
88	Sean McTAGGART	b	18:56:53.468	5:07.701
51	Rad HUGHES	b	18:57:28.006	5:19.383
143	Stephen DEGNAN	b	18:57:46.582	5:22.573

# BRIGGS EQUIPMENT NORTH WEST 200

## SUPERSPORT

### Race 2 - Fraser Homes Supersport

## SECTOR ANALYSIS

Perfect Lap (sum of best sectors) = 4:33.257



## IDEAL / BEST COMPARISON

SECTOR 1 FINISH - BALLYSALLY			SECTOR 2 BALLYSALLY - METROPOLE			SECTOR 3 METROPOLE - FINISH			IDEAL / BEST COMPARISON						
Pos	No	Name	Time	No	Name	Time	Pos	No	Name	Time	Best Time	Diff			
1	47	Richard COOPER	2:02.256	47	Richard COOPER	1:26.728	666	Peter HICKMAN	1:04.273	1	47	Richard COOPER	4:33.867	4:34.459	0.592
2	16	Mike BROWNE	2:03.559	666	Peter HICKMAN	1:27.073	6	Michael DUNLOP	1:04.424	2	666	Peter HICKMAN	4:35.081	4:35.612	0.531
3	666	Peter HICKMAN	2:03.735	6	Michael DUNLOP	1:27.430	47	Richard COOPER	1:04.883	3	6	Michael DUNLOP	4:36.088	4:36.141	0.053
4	6	Michael DUNLOP	2:04.234	16	Mike BROWNE	1:27.596	22	Paul JORDAN	1:05.357	4	16	Mike BROWNE	4:37.042	4:37.042	0.000
5	22	Paul JORDAN	2:05.234	23	Michael EVANS	1:28.120	16	Mike BROWNE	1:05.887	5	22	Paul JORDAN	4:39.238	4:39.878	0.640
6	17	Gary McCOY	2:05.388	99	Jeremy McWILLIAMS	1:28.528	24	Conor CUMMINS	1:05.923	6	23	Michael EVANS	4:40.204	4:40.545	0.341
7	23	Michael EVANS	2:05.978	24	Conor CUMMINS	1:28.609	23	Michael EVANS	1:06.106	7	24	Conor CUMMINS	4:40.582	4:40.762	0.180
8	24	Conor CUMMINS	2:06.050	22	Paul JORDAN	1:28.647	17	Gary McCOY	1:06.189	8	17	Gary McCOY	4:40.491	4:41.590	1.099
9	9	Craig NEVE	2:06.313	9	Craig NEVE	1:28.875	9	Craig NEVE	1:06.306	9	99	Jeremy McWILLIAMS	4:41.271	4:41.936	0.665
10	99	Jeremy McWILLIAMS	2:06.380	17	Gary McCOY	1:28.914	99	Jeremy McWILLIAMS	1:06.363	10	9	Craig NEVE	4:41.494	4:42.247	0.753
11	4	Ian HUTCHINSON	2:07.418	8	Christian ELKIN	1:29.472	96	Dom HERBERTSON	1:07.586	11	12	Kevin KEYES	4:45.431	4:45.993	0.562
12	231	Marcus SIMPSON	2:07.852	12	Kevin KEYES	1:29.606	12	Kevin KEYES	1:07.680	12	4	Ian HUTCHINSON	4:45.702	4:46.085	0.383
13	8	Christian ELKIN	2:08.140	231	Marcus SIMPSON	1:29.976	65	Michael SWEENEY	1:07.688	13	231	Marcus SIMPSON	4:45.713	4:46.244	0.531
14	12	Kevin KEYES	2:08.145	4	Ian HUTCHINSON	1:30.378	231	Marcus SIMPSON	1:07.885	14	8	Christian ELKIN	4:45.765	4:46.273	0.508
15	96	Dom HERBERTSON	2:08.171	65	Michael SWEENEY	1:30.554	4	Ian HUTCHINSON	1:07.906	15	96	Dom HERBERTSON	4:46.362	4:46.724	0.362
16	80	Barry FURBER	2:09.571	96	Dom HERBERTSON	1:30.605	8	Christian ELKIN	1:08.153	16	80	Barry FURBER	4:49.209	4:49.725	0.516
17	78	Emmet O'GRADY	2:09.860	80	Barry FURBER	1:30.798	384	Mauro PONCINI	1:08.342	17	78	Emmet O'GRADY	4:50.065	4:50.773	0.708
18	384	Mauro PONCINI	2:09.911	78	Emmet O'GRADY	1:31.407	111	Brian McCORMACK	1:08.565	18	384	Mauro PONCINI	4:50.807	4:51.577	0.770
19	76	Jacque FOLEY	2:10.919	89	Mark CONLIN	1:32.251	21	Phil STEWART	1:08.747	19	21	Phil STEWART	4:52.494	4:52.959	0.465
20	41	Aaron SPENCE	2:11.106	111	Brian McCORMACK	1:32.256	78	Emmet O'GRADY	1:08.798	20	111	Brian McCORMACK	4:52.113	4:53.220	1.107
21	21	Phil STEWART	2:11.179	43	Sam JOHNSON	1:32.335	80	Barry FURBER	1:08.840	21	39	Allann VENTER	4:53.349	4:53.349	0.000
22	39	Allann VENTER	2:11.222	384	Mauro PONCINI	1:32.554	36	Jonathan GOETSCHY	1:08.873	22	76	Jacque FOLEY	4:53.123	4:53.487	0.364
23	43	Sam JOHNSON	2:11.290	21	Phil STEWART	1:32.568	76	Jacque FOLEY	1:08.910	23	35	Daniel INGHAM	4:53.505	4:53.505	0.000
24	111	Brian McCORMACK	2:11.292	35	Daniel INGHAM	1:32.623	35	Daniel INGHAM	1:09.316	24	36	Jonathan GOETSCHY	4:53.682	4:53.682	0.000
25	35	Daniel INGHAM	2:11.566	97	Josh CORNER	1:32.680	39	Allann VENTER	1:09.344	25	41	Aaron SPENCE	4:54.010	4:54.603	0.593
26	83	Gareth ARNOLD	2:11.838	36	Jonathan GOETSCHY	1:32.700	57	Toby SHANN	1:09.481	26	83	Gareth ARNOLD	4:54.471	4:54.684	0.213
27	36	Jonathan GOETSCHY	2:12.109	39	Allann VENTER	1:32.783	83	Gareth ARNOLD	1:09.843	27	43	Sam JOHNSON	4:54.627	4:54.761	0.134
28	145	Daniel FORBES	2:12.299	83	Gareth ARNOLD	1:32.790	41	Aaron SPENCE	1:10.103	28	57	Toby SHANN	4:54.832	4:55.141	0.309
29	222	Michael GAHAN	2:12.346	41	Aaron SPENCE	1:32.801	222	Michael GAHAN	1:10.235	29	38	Paul WILLIAMS	4:57.152	4:57.152	0.000
30	57	Toby SHANN	2:12.419	57	Toby SHANN	1:32.932	30	Julian TRUMMER	1:10.258	30	222	Michael GAHAN	4:56.162	4:57.715	1.553
31	97	Josh CORNER	2:12.971	38	Paul WILLIAMS	1:33.193	38	Paul WILLIAMS	1:10.547	31	97	Josh CORNER	4:56.357	4:58.066	1.709
32	38	Paul WILLIAMS	2:13.412	76	Jacque FOLEY	1:33.294	97	Josh CORNER	1:10.706	32	145	Daniel FORBES	4:57.935	4:58.976	1.041
33	30	Julian TRUMMER	2:13.451	222	Michael GAHAN	1:33.581	145	Daniel FORBES	1:10.715	33	30	Julian TRUMMER	4:57.663	4:59.701	2.038
34	53	Wayne BOURGEOIS	2:13.659	30	Julian TRUMMER	1:33.954	43	Sam JOHNSON	1:11.002	34	53	Wayne BOURGEOIS	5:00.362	5:00.362	0.000
35	69	Yann GALLI	2:14.545	53	Wayne BOURGEOIS	1:34.625	86	Gerald DATH	1:11.083	35	91	Graham McALEESE	5:01.531	5:01.964	0.433
36	66	Adrian HARRISON	2:14.694	144	Lancelot UNNISART	1:34.787	91	Graham McALEESE	1:11.730	36	66	Adrian HARRISON	5:02.210	5:02.478	0.268
37	91	Graham McALEESE	2:15.013	91	Graham McALEESE	1:34.788	90	Craig KENNELLY	1:11.920	37	90	Craig KENNELLY	5:02.986	5:02.986	0.000
38	90	Craig KENNELLY	2:15.379	145	Daniel FORBES	1:34.921	53	Wayne BOURGEOIS	1:12.078	38	69	Yann GALLI	5:02.150	5:03.261	1.111
39	86	Gerald DATH	2:15.825	66	Adrian HARRISON	1:35.335	26	Dennis BOOTH	1:12.158	39	86	Gerald DATH	5:03.659	5:04.336	0.677
40	59	Darragh TRAPPE	2:16.773	69	Yann GALLI	1:35.425	69	Yann GALLI	1:12.180	40	26	Dennis BOOTH	5:05.685	5:05.685	0.000
41	26	Dennis BOOTH	2:16.955	90	Craig KENNELLY	1:35.687	66	Adrian HARRISON	1:12.181	41	88	Sean McTAGGART	5:07.701	5:07.701	0.000
42	88	Sean McTAGGART	2:18.100	26	Dennis BOOTH	1:36.572	88	Sean McTAGGART	1:12.463	42	59	Darragh TRAPPE	5:07.410	5:08.150	0.740
43	51	Rad HUGHES	2:22.085	86	Gerald DATH	1:36.751	144	Lancelot UNNISART	1:12.843	43	51	Rad HUGHES	5:16.521	5:18.128	1.607
44	143	Stephen DEGNAN	2:23.285	109	Neil KERNOHAN	1:37.114	59	Darragh TRAPPE	1:13.375	44	143	Stephen DEGNAN	5:21.368	5:22.573	1.205
45	46	Mark JOHNSON	2:28.060	88	Sean McTAGGART	1:37.138	89	Mark CONLIN	1:13.929	45	46	Mark JOHNSON	5:28.867	5:32.632	3.765
46	65	Michael SWEENEY	2:50.347	59	Darragh TRAPPE	1:37.262	51	Rad HUGHES	1:14.575	46	65	Michael SWEENEY	5:28.589	5:47.575	18.986
				143	Stephen DEGNAN	1:39.800	143	Stephen DEGNAN	1:18.283						
				51	Rad HUGHES	1:39.861	46	Mark JOHNSON	1:18.647						
				46	Mark JOHNSON	1:42.160									





## SUPERSPORT

### Race 2 - Fraser Homes Supersport

Thursday, 09 May 2024

# SPEED TRAP ON APPROACH TO UNIVERSITY

# NW2000

Class No/Name **Fastest** Lap 1 Lap 2 Lap 3 Lap 4 Lap 5 Lap 6 Lap 7 Lap 8 Lap 9 Lap 10 Lap 11 Lap 12

## SSP

Class	No/Name	Fastest	Lap 1	Lap 2	Lap 3	Lap 4	Lap 5	Lap 6	Lap 7	Lap 8	Lap 9	Lap 10	Lap 11	Lap 12
SSP	16 Mike BROWNE	184.5	184.5	184.0	182.5	178.6								
SSP	47 Richard COOPER	180.5	180.0	180.5	179.5	179.5								
SSP	24 Conor CUMMINS	179.1	179.1	175.8	174.4	175.8								
SSP	22 Paul JORDAN	178.6	178.6	169.2	173.5	176.7								
SSP	17 Gary McCOY	178.1	175.8	172.6	174.9	178.1								
SSP	8 Christian ELKIN	178.1	178.1	174.9	174.9	173.1								
SSP	9 Craig NEVE	177.7	177.7	170.5	173.1	175.8								
SSP	76 Jacque FOLEY	177.7	177.7	169.6	170.0	167.1								
SSP	99 Jeremy McWILLIAMS	177.2	177.2	174.9	172.2	174.4								
SSP	80 Barry FURBER	177.2	174.0	177.2	174.4	173.5								
SSP	4 Ian HUTCHINSON	176.7	171.8	176.7	176.3	174.9								
SSP	23 Michael EVANS	176.3	176.3	172.6	170.0	168.7								
SSP	6 Michael DUNLOP	176.3	175.8	176.3	175.3	174.9								
SSP	96 Dom HERBERTSON	175.8	175.8	170.0	171.3	173.5								
SSP	231 Marcus SIMPSON	175.3	169.2	171.3	171.8	175.3								
SSP	12 Kevin KEYES	174.9	173.5	171.8	170.9	174.9								
SSP	53 Wayne BOURGEOIS	174.9	169.2	174.9	170.5	169.6								
SSP	111 Brian McCORMACK	174.4	174.4	167.1	164.2	160.3								
SSP	43 Sam JOHNSON	174.0	168.3	164.2	168.3	174.0								
SSP	666 Peter HICKMAN	173.5	173.1	172.6	173.5	171.8								
SSP	69 Yann GALLI	173.5	173.5	164.2	167.9	166.7								
SSP	90 Craig KENNELLY	173.1	166.2	165.8	173.1									
SSP	21 Phil STEWART	173.1	173.1	170.0	169.2	165.8								
SSP	35 Daniel INGHAM	172.6	170.9	172.6	171.3	170.5								
SSP	78 Emmet O'GRADY	172.6	172.6	170.5	170.5	167.9								
SSP	36 Jonathan GOETSCHY	172.6	172.6	172.6	168.3	169.2								
SSP	145 Daniel FORBES	172.6	167.1	171.8	172.6	170.5								
SSP	97 Josh CORNER	172.2	170.5	158.8	162.2	172.2								
SSP	65 Michael SWEENEY	172.2	172.2	170.9										
SSP	41 Aaron SPENCE	172.2	170.5	169.6	172.2	163.4								
SSP	66 Adrian HARRISON	171.8	170.0	171.8	166.7	166.7								
SSP	39 Allann VENTER	171.8	171.8	158.1	165.4	167.5								
SSP	91 Graham McALEESE	171.3	171.3	167.9	166.7	167.1								
SSP	384 Mauro PONCINI	170.9	170.9	165.0	169.2	167.9								
SSP	89 Mark CONLIN	170.9	170.9											
SSP	38 Paul WILLIAMS	169.2	168.7	161.9	168.7	169.2								
SSP	83 Gareth ARNOLD	168.7	168.7	167.5	168.7	167.1								
SSP	88 Sean McTAGGART	168.3	168.3	165.4	160.7	162.6								
SSP	57 Toby SHANN	168.3	166.2	163.8	167.5	168.3								
SSP	26 Dennis BOOTH	168.3	167.9	168.3	160.7	162.2								
SSP	86 Gerald DATH	168.3	168.3	163.0	158.4	155.5								
SSP	51 Rad HUGHES	167.9	167.9	161.1	161.1	160.7								
SSP	144 Lancelot UNNISART	167.9	167.9											
SSP	59 Darragh TRAPPE	167.9	167.9	165.4	156.6	163.4								
SSP	30 Julian TRUMMER	167.1	167.1	163.4	167.1									
SSP	109 Neil KERNOHAN	165.8	165.8											
SSP	222 Michael GAHAN	165.8	165.8	165.4	165.4	165.4								
SSP	143 Stephen DEGNAN	160.3	160.3	156.2	155.1	153.7								
SSP	46 Mark JOHNSON	154.8	154.8	149.3										