

BRIGGS

EQUIPMENT

NW200

Wednesday 8th – Saturday 11th May 2024

promoted by
Coleraine & District Motor Club
www.northwest200.org

Milltown
SPAR



SUPERTWIN



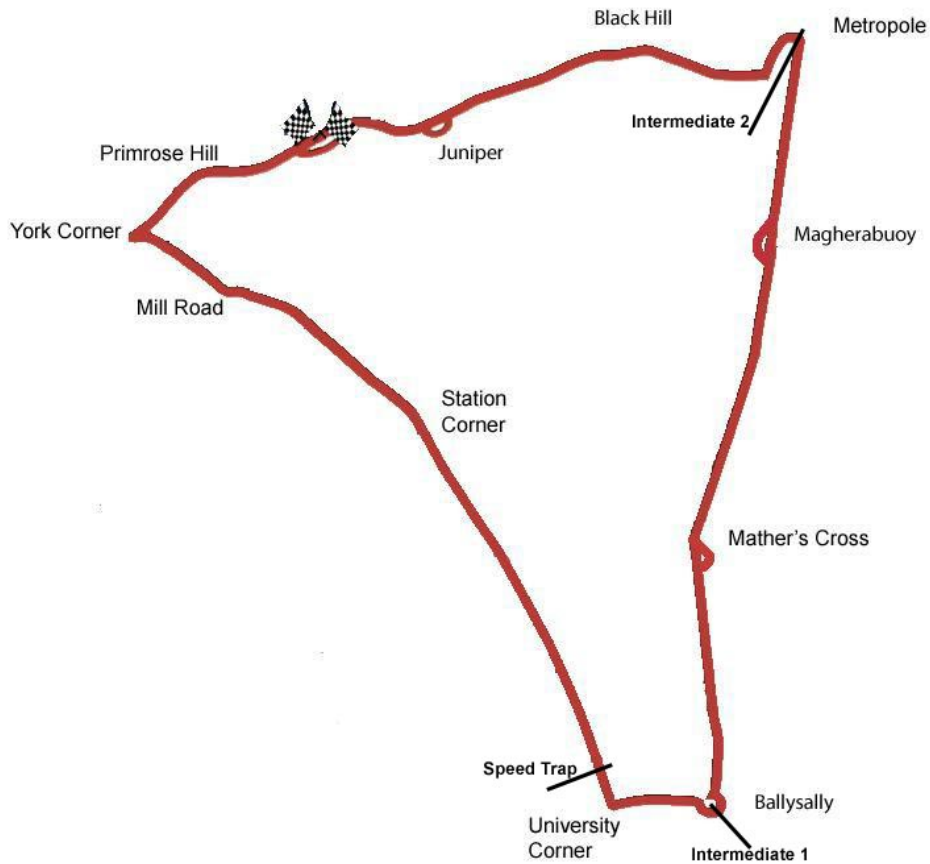
Causeway
Coast & Glens
Borough Council



TOURISM
NORTHERN
IRELAND



The Triangle Circuit 8.970 miles



MOST WINS at NORTH WEST 200 at the start of the meeting

Alastair Seeley	29	2008 - 23	(Supersport – 13, Superstock – 12, Superbike – 4)
Robert Dunlop	15	1986 - 06	(125 – 5, 250 – 4, 350 – 1, Superbike – 5)
Michael Rutter	14	1997 - 17	(Supertwin – 1, Supersport – 2, Prod'n/S'tock – 2, Superbike – 9)
Joey Dunlop	13	1979 - 88	(250 – 1, 500 – 1, Production 750 – 2, Superbike – 9)
Phillip McCallen	11	1991 - 97	(250 – 2, 400 – 1, Supersport – 4, Superbike – 4)
Bruce Anstey (NZ)	10	2002 - 14	(Supersport – 5, Production/Superstock – 4, Superbike – 1)
Tony Rutter	9	1973 - 82	(250 – 2, 350 – 5, 500 – 1, Superbike – 1)
Ian Lougher	8	1991 - 05	(125 – 5, 250 – 1, Supersport – 1, Superstock – 1)
Steve Plater	8	2006 - 09	(Supersport – 3, Superbike – 5)
Glenn Irwin	8	2017 - 23	(Superbike – 8)
Steven Cull	6	1980 - 88	(250 – 3, 350 – 1, Superbike – 2)
John McGuinness	6	2000 - 12	(250 – 1, 400 – 1, Supersport – 1, Superbike – 3)
Arthur Wheeler	5	1951 - 62	(250 – 5)
Tommy Robb	5	1959 - 65	(125 – 1, 250 – 4)
John Williams	5	1974 - 77	(350 – 1, 500 – 2, Superbike – 2)
Mick Grant	5	1975 - 82	(500 – 2, Superbike – 3)
Woolsey Coulter	5	1989 - 98	(250 – 5)
Ian Simpson	5	1995 - 98	(Supersport – 1, Production – 1, Superbike – 3)
Ryan Farquhar	5	2003 - 15	(Supertwin – 2, Supersport – 3)
Michael Dunlop	5	2008 - 16	(250 – 1, Supersport – 1, Superstock – 1, Superbike – 2)
Lee Johnston	5	2014 - 22	(Supertwin – 2, Supersport – 2, Superstock – 1)
Ernie Nott	4	1929 - 32	(500 – 4)
Jimmie Guthrie	4	1934 - 37	(500 – 4)
Bob McIntyre	4	1953 - 61	(350 – 2, 500 – 2)
Eddie Laycock	4	1986 - 90	(250 – 4)
David Jefferies	4	1999 - 02	(Supersport – 1, Superbike – 3)
William Dunlop	4	2009 - 14	(125 – 1, 250 – 1, Supersport – 1, Superbike – 1)
Richard Cooper	4	2022 - 23	(Supertwin – 4)

The Triangle Circuit 8.970 miles

LAP & RACE RECORDS & BEST SECTORS ANALYSIS (RACE & QUALIFYING) at the start of the meeting

SUPERTWIN	Name	Machine	Laps	m	s	mph	Session & Year
Lap Record	Richard Cooper	Kawasaki	4	47.065		112.490	Supertwin-2 2022
Best Qualifying Lap	Richard Cooper	Kawasaki	4	49.037		111.723	Tue Qualifying 2023
Best Sector 1	Richard Cooper	Kawasaki	2	08.368		114.042	Supertwin-2 2022
Best Sector 2	Richard Cooper	Kawasaki	1	29.495		123.976	Supertwin-2 2023
Best Sector 3	Lee Johnston	Aprilia	1	06.707		98.302	Supertwin-2 2022
Ideal Lap (sum of best sectors)			4	44.570		113.476	
Difference (Best Lap – Ideal Lap)					2.495		
Race Record	Richard Cooper	Kawasaki	4	19	08.608	112.017	Supertwin-2 2022

SUPERSPORT	Name	Machine	Laps	m	s	mph	Session & Year
Lap Record	Peter Hickman	Triumph	4	33.029		118.273	Supersport-2 2023
Best Qualifying Lap	Alastair Seeley	Yamaha	4	35.624		117.160	Thu Qualifying 2014
Best Sector 1	Richard Cooper	Yamaha	2	01.979		120.016	Supersport-1 2023
Best Sector 2	Richard Cooper	Yamaha	1	25.063		130.435	Supersport-2 2023
Best Sector 3	Peter Hickman	Triumph	1	03.777		102.818	Supersport-2 2023
Ideal Lap (sum of best sectors)			4	30.819		119.238	
Difference (Best Lap – Ideal Lap)					2.210		
Race Record	Lee Johnston	Yamaha	6	27	31.644	117.003	Supersport-2 2022

SUPERSTOCK	Name	Machine	Laps	m	s	mph	Session & Year
Lap Record	Alastair Seeley	BMW	4	19.407		124.484	Superstock-2 2023
Best Qualifying Lap	Alastair Seeley	BMW	4	21.769		123.361	Tue Qualifying 2023
Best Sector 1	Alastair Seeley	BMW	1	55.789		126.432	Superstock-1 2023
Best Sector 2	Alastair Seeley	BMW	1	19.530		139.510	Superstock-2 2023
Best Sector 3	Peter Hickman	BMW	1	02.373		105.132	Superstock-1 2019
Ideal Lap (sum of best sectors)			4	17.692		125.312	
Difference (Best Lap – Ideal Lap)					1.715		
Race Record	Alastair Seeley	BMW	5	21	39.554	123.855	Superstock-1 2023

SUPERBIKE	Name	Machine	Laps	m	s	mph	Session & Year
Lap Record	Peter Hickman	BMW	4	18.753		124.799	Superbike-1 2022
Best Qualifying Lap	Glenn Irwin	Honda	4	20.205		124.102	Thu Qualifying 2022
Best Sector 1	Peter Hickman	BMW	1	55.572		126.669	Superbike-1 2022
Best Sector 2	Alastair Seeley	BMW	1	18.990		140.463	Superbike-2 2023
Best Sector 3	Glenn Irwin	Honda	1	01.941		105.865	Superbike-2 2022
Ideal Lap (sum of best sectors)			4	16.503		125.893	
Difference (Best Lap – Ideal Lap)					2.250		
Race Record	Glenn Irwin	Honda	6	25	59.274	123.935	Superbike-1 2022

Sector	Description	Distance
Sector 1	Finish to Ballysally Roundabout	4.0665 miles
Sector 2	Ballysally Roundabout to Metropole	3.0820 miles
Sector 3	Metropole to Finish	1.8215 miles

FASTEST SPEED TRAP SPEEDS

Class	Name	Machine	mph	Session & Year
Superbike	Josh Brookes	BMW	212.4	2023 Thu Qualifying
Superbike	Bruce Anstey	Honda	209.8	2016 Superbike-1
Superbike	Alastair Seeley	BMW	209.1	2023 Thu Qualifying
Superbike	Martin Jessopp	Ducati	208	2012 Tue Qualifying
Superbike	Ian Hutchinson	BMW	207.8	2022 Superbike-2
Superbike	Peter Hickman	BMW	207.8	2023 Thu Qualifying
Superstock	Michael Dunlop	Honda	206.5	2023 Superstock-1
Supersport	Richard Cooper	Yamaha	187.0	2023 Supersport-1
Supertwin	Richard Cooper	Kawasaki	170.5	2023 Tue Qualifying

BRIGGS EQUIPMENT NORTH WEST 2000

SUPERTWIN

Q4: First Qualifying

Wednesday, 08 May 2024



NW2000

Qualifying Time

5:59.312


Qualifying Speed

89.872

Pos	Class	No	Name	Machine / Sponsor	Best Lap			Total Laps	Qualifying Laps
					Time	Behind	Speed		
Qualifying Classification									
1	TWN	99	Jeremy McWILLIAMS	Paton - Bayview Hotel / JMW	5:02.185		106.862	2	2
2	TWN	56	Adam McLEAN	Kawasaki - JMCC Roofing Racing	5:02.622	0.437	106.707	2	2
3	TWN	65	Michael SWEENEY	Aprilia - Michael Sweeney Racing	5:03.621	1.436	106.356	2	2
4	TWN	8	Christian ELKIN	Kawasaki - RB Eng / Woolich Racing	5:05.999	3.814	105.530	2	2
5	TWN	60	Peter HICKMAN	Yamaha - Swan Racing	5:07.280	5.095	105.090	2	2
6	TWN	17	Barry GRAHAM	Aprilia - DR Group/BG Boats & Cars	5:10.784	8.599	103.905	2	2
7	TWN	4	Michael RUTTER	Yamaha - Bathams Racing	5:10.983	8.798	103.838	2	2
8	TWN	9	Gary McCOY	Kawasaki - MadBros Racing	5:11.655	9.470	103.615	2	2
9	TWN	212	Dean McMASTER	Kawasaki - JMCC Roofing	5:17.347	15.162	101.756	2	2
10	TWN	222	Michael GAHAN	Kawasaki - Newline Elite Racing	5:23.383	21.198	99.857	2	2
11	TWN	42	Andy HORNBY	Paton	5:29.738	27.553	97.932	2	2
12	TWN	27	David MADSEN MYGDAL	Kawasaki - Team Gimbert	5:35.153	32.968	96.350	2	2
13	TWN	41	Aaron SPENCE	Aprilia - Spence Engineering	5:37.613	35.428	95.648	2	2
Non Qualifiers									
TWN	16	Mike BROWNE	Aprilia - Scott Racing		5:13.266	11.081	103.082	2	2
TWN	83	Gareth ARNOLD	Kawasaki - Cowton Racing		5:14.908	12.723	102.544	2	2
TWN	80	Barry FURBER	Yamaha - DC Autos		5:15.229	13.044	102.440	2	2
TWN	32	Martin MORRIS	Aprilia		5:16.138	13.953	102.145	2	2
TWN	35	Daniel INGHAM	Aprilia - Castings Technology		5:22.336	20.151	100.181	2	2
TWN	49	Michael REES	Paton - Rees Racing		5:22.633	20.448	100.089	2	2
TWN	39	Allann VENTER	Kawasaki - TH Racing/Hywel Griffiths		5:23.576	21.391	99.797	2	2
TWN	21	Phil STEWART	Kawasaki - Bawbag Racing		5:26.328	24.143	98.956	2	2
TWN	46	Anthony REDMOND	Aprilia - Reds Garage Ltd IOM		5:29.550	27.365	97.988	2	2
TWN	384	Mauro PONCINI	Yamaha - Delmo Racing		5:30.563	28.378	97.688	2	2
TWN	47	Richard COOPER	Kawasaki - Jack Reid Cars		5:30.752	28.567	97.632	2	2
TWN	828	Richard KAY	Aprilia - McCrum's / Romans 8:28		5:36.294	34.109	96.023	2	2
TWN	91	Graham McALEESE	Kawasaki		5:38.207	36.022	95.480	2	2
TWN	48	Mark JOHNSON	Kawasaki - MJ Racing		5:38.657	36.472	95.353	2	2
TWN	38	Paul WILLIAMS	Kawasaki - Golden Site Solutions		5:40.108	37.923	94.946	2	2
TWN	119	Kris DUNCAN	Aprilia - KD/TCC Racing		5:43.409	41.224	94.034	1	1
TWN	28	Garth WOODS	Kawasaki - Zeus Racing		5:45.689	43.504	93.413	2	2
TWN	58	Michael ALLEN	Aprilia - MPA		5:48.656	46.471	92.619	2	2
TWN	105	Darren DUNCAN	Kawasaki - Bike Move M/cycle Transport		5:53.524	51.339	91.343	2	2
TWN	5	Marty LENNON	Kawasaki - ML Designs		7:25.104	2:22.919	72.549	1	1
TWN	84	Maria COSTELLO	Kawasaki - Costello Racing by Galgorm Resort		7:37.683	2:35.498	70.555	1	1

Provisional result to be confirmed by the Stewards of the Meeting subject to completion of technical inspections & the time limit for protests

Page 1 / 1

Circuit	The Triangle	Signed	Organising Club	Coleraine & D MC
Length(miles)	8.9700 Lap 1 (8.8300)		Qualifying Started	14:26
Weather	Bright	Chief Timekeeper		
Track	Dry, 35°C	Issued At: 14:55		



SUPERTWIN

Q4: First Qualifying

Wednesday, 08 May 2024

DETAILED SECTOR ANALYSIS

Qualifying Classification

Position

1	99 Jeremy McWILLIAMS	TWN	Behind			
Best Time	5:02.185	Best Speed	106.862	On 2 Gp		
Lap	Lap Time	Lap Speed	Sector 1	Sector 2	Sector 3	Speed Trap
1	5:38.857	93.809		1:36.185	1:14.261	163.8
2	5:02.185	106.862	2:14.887	1:35.772		159.2
Ideal	<i>5:04.920</i>	<i>105.903</i>	<i>2:14.887</i>	<i>1:35.772</i>	<i>1:14.261</i>	<i>163.8</i>

2	56 Adam McLEAN	TWN	Behind	0.437		
Best Time	5:02.622	Best Speed	106.707	On 2 Gp		
Lap	Lap Time	Lap Speed	Sector 1	Sector 2	Sector 3	Speed Trap
1	5:12.000	101.885		1:38.972	1:08.942	151.0
2	5:02.622	106.707	2:15.107	1:38.218	1:09.297	152.3
Ideal	<i>5:02.267</i>	<i>106.833</i>	<i>2:15.107</i>	<i>1:38.218</i>	<i>1:08.942</i>	<i>152.3</i>

3	65 Michael SWEENEY	TWN	Behind	1.436		
Best Time	5:03.621	Best Speed	106.356	On 2 Gp		
Lap	Lap Time	Lap Speed	Sector 1	Sector 2	Sector 3	Speed Trap
1	5:21.803	98.781		1:37.363	1:11.553	153.4
2	5:03.621	106.356	2:16.916	1:36.714	1:09.991	153.4
Ideal	<i>5:03.621</i>	<i>106.356</i>	<i>2:16.916</i>	<i>1:36.714</i>	<i>1:09.991</i>	<i>153.4</i>

4	8 Christian ELKIN	TWN	Behind	3.814		
Best Time	5:05.999	Best Speed	105.530	On 2 Gp		
Lap	Lap Time	Lap Speed	Sector 1	Sector 2	Sector 3	Speed Trap
1	5:36.800	94.382		1:37.485	1:10.667	155.5
2	5:05.999	105.530	2:17.955	1:37.315	1:10.729	153.4
Ideal	<i>5:05.937</i>	<i>105.551</i>	<i>2:17.955</i>	<i>1:37.315</i>	<i>1:10.667</i>	<i>155.5</i>

5	60 Peter HICKMAN	TWN	Behind	5.095		
Best Time	5:07.280	Best Speed	105.090	On 2 Gp		
Lap	Lap Time	Lap Speed	Sector 1	Sector 2	Sector 3	Speed Trap
1	5:08.738	102.961		1:36.138	1:09.356	157.7
2	5:07.280	105.090	2:13.291	1:34.951		156.9
Ideal	<i>4:57.598</i>	<i>108.509</i>	<i>2:13.291</i>	<i>1:34.951</i>	<i>1:09.356</i>	<i>157.7</i>

Qualifying Classification

Position

6	17 Barry GRAHAM	TWN	Behind	8.599		
Best Time	5:10.784	Best Speed	103.905	On 2 Gp		
Lap	Lap Time	Lap Speed	Sector 1	Sector 2	Sector 3	Speed Trap
1	5:16.433	100.457		1:39.461	1:12.965	155.1
2	5:10.784	103.905	2:19.866	1:39.856	1:11.062	154.8
Ideal	<i>5:10.389</i>	<i>104.037</i>	<i>2:19.866</i>	<i>1:39.461</i>	<i>1:11.062</i>	<i>155.1</i>

7	4 Michael RUTTER	TWN	Behind	8.798		
Best Time	5:10.983	Best Speed	103.838	On 2 Gp		
Lap	Lap Time	Lap Speed	Sector 1	Sector 2	Sector 3	Speed Trap
1	5:55.420	89.438		1:40.530	1:12.253	150.6
2	5:10.983	103.838	2:20.456	1:39.287	1:11.240	152.3
Ideal	<i>5:10.983</i>	<i>103.838</i>	<i>2:20.456</i>	<i>1:39.287</i>	<i>1:11.240</i>	<i>152.3</i>

8	9 Gary McCOY	TWN	Behind	9.470		
Best Time	5:11.655	Best Speed	103.615	On 2 Gp		
Lap	Lap Time	Lap Speed	Sector 1	Sector 2	Sector 3	Speed Trap
1	5:25.814	97.565		1:40.194	1:12.220	156.9
2	5:11.655	103.615	2:19.649	1:41.048	1:10.958	150.6
Ideal	<i>5:10.801</i>	<i>103.899</i>	<i>2:19.649</i>	<i>1:40.194</i>	<i>1:10.958</i>	<i>156.9</i>

9	212 Dean McMASTER	TWN	Behind	15.162		
Best Time	5:17.347	Best Speed	101.756	On 2 Gp		
Lap	Lap Time	Lap Speed	Sector 1	Sector 2	Sector 3	Speed Trap
1	5:39.857	93.533		1:42.450	1:13.476	151.6
2	5:17.347	101.756	2:20.455	1:42.793	1:14.099	151.3
Ideal	<i>5:16.381</i>	<i>102.067</i>	<i>2:20.455</i>	<i>1:42.450</i>	<i>1:13.476</i>	<i>151.6</i>

10	222 Michael GAHAN	TWN	Behind	21.198		
Best Time	5:23.383	Best Speed	99.857	On 2 Gp		
Lap	Lap Time	Lap Speed	Sector 1	Sector 2	Sector 3	Speed Trap
1	5:51.711	90.381		1:43.515	1:16.496	150.3
2	5:23.383	99.857	2:25.704	1:43.091	1:14.588	151.6
Ideal	<i>5:23.383</i>	<i>99.857</i>	<i>2:25.704</i>	<i>1:43.091</i>	<i>1:14.588</i>	<i>151.6</i>

SUPERTWIN

Q4: First Qualifying

Wednesday, 08 May 2024

DETAILED SECTOR ANALYSIS

Qualifying Classification

Position

11	42 Andy HORNBY	TWN	Behind	27.553		
Best Time	5:29.738	Best Speed	97.932	On 2 Gp		
Lap	Lap Time	Lap Speed	Sector 1	Sector 2	Sector 3	Speed Trap
1	5:49.995	90.824	1:44.304	1:17.791	154.1	
2	5:29.738	97.932	2:27.092	1:44.744	1:17.902	152.0
Ideal	5:29.187	98.096	2:27.092	1:44.304	1:17.791	154.1

12	27 David MADSEN MYGDAL	TWN	Behind	32.968		
Best Time	5:35.153	Best Speed	96.350	On 2 Gp		
Lap	Lap Time	Lap Speed	Sector 1	Sector 2	Sector 3	Speed Trap
1	5:56.349	89.205	1:47.588	1:19.426	137.1	
2	5:35.153	96.350	2:29.601	1:46.573	1:18.979	149.6
Ideal	5:35.153	96.350	2:29.601	1:46.573	1:18.979	149.6

13	41 Aaron SPENCE	TWN	Behind	35.428		
Best Time	5:37.613	Best Speed	95.648	On 2 Gp		
Lap	Lap Time	Lap Speed	Sector 1	Sector 2	Sector 3	Speed Trap
1	5:50.422	90.713	1:44.576	1:17.746	148.6	
2	5:37.613	95.648	2:25.092	1:45.440	1:27.081	151.0
Ideal	5:27.414	98.627	2:25.092	1:44.576	1:17.746	151.0

Non Qualifiers

Position

16 Mike BROWNE	TWN	Behind	11.081			
Best Time	5:13.266	Best Speed	103.082	On 2 Gp		
Lap	Lap Time	Lap Speed	Sector 1	Sector 2	Sector 3	Speed Trap
1	7:44.881	68.379	1:39.685	1:11.389	155.5	
2	5:13.266	103.082	2:16.111	1:36.640	156.6	
Ideal	5:04.140	106.175	2:16.111	1:36.640	1:11.389	156.6

Non Qualifiers

Position

83 Gareth ARNOLD	TWN	Behind	12.723			
Best Time	5:14.908	Best Speed	102.544	On 2 Gp		
Lap	Lap Time	Lap Speed	Sector 1	Sector 2	Sector 3	Speed Trap
1	6:19.240	83.820	1:39.928	1:16.246	151.3	
2	5:14.908	102.544	2:21.033	1:40.835	1:13.040	154.4
Ideal	5:14.001	102.840	2:21.033	1:39.928	1:13.040	154.4

80 Barry FURBER	TWN	Behind	13.044			
Best Time	5:15.229	Best Speed	102.440	On 2 Gp		
Lap	Lap Time	Lap Speed	Sector 1	Sector 2	Sector 3	Speed Trap
1	6:02.037	87.803	1:40.280	1:14.899	156.9	
2	5:15.229	102.440	2:20.060	1:39.947	1:15.222	154.8
Ideal	5:14.906	102.545	2:20.060	1:39.947	1:14.899	156.9

32 Martin MORRIS	TWN	Behind	13.953			
Best Time	5:16.138	Best Speed	102.145	On 2 Gp		
Lap	Lap Time	Lap Speed	Sector 1	Sector 2	Sector 3	Speed Trap
1	6:21.350	83.356	1:42.663	1:15.894	156.6	
2	5:16.138	102.145	2:22.618	1:40.483	1:13.037	157.3
Ideal	5:16.138	102.145	2:22.618	1:40.483	1:13.037	157.3

35 Daniel INGHAM	TWN	Behind	20.151			
Best Time	5:22.336	Best Speed	100.181	On 2 Gp		
Lap	Lap Time	Lap Speed	Sector 1	Sector 2	Sector 3	Speed Trap
1	6:11.266	85.621	1:44.708	1:16.501	148.6	
2	5:22.336	100.181	2:23.883	1:44.324	1:14.129	148.3
Ideal	5:22.336	100.181	2:23.883	1:44.324	1:14.129	148.6

49 Michael REES	TWN	Behind	20.448			
Best Time	5:22.633	Best Speed	100.089	On 2 Gp		
Lap	Lap Time	Lap Speed	Sector 1	Sector 2	Sector 3	Speed Trap
1	6:02.189	87.766	1:42.312	1:17.865	145.4	
2	5:22.633	100.089	2:23.293	1:42.188	1:17.152	143.6
Ideal	5:22.633	100.089	2:23.293	1:42.188	1:17.152	145.4

SUPERTWIN

Q4: First Qualifying

Wednesday, 08 May 2024

DETAILED SECTOR ANALYSIS

Non Qualifiers

Position

39 Allann VENTER

TWN		Behind		21.391		
Best Time	5:23.576	Best Speed	99.797	On	2 Gp	
Lap	Lap Time	Lap Speed	Sector 1	Sector 2	Sector 3	Speed Trap
1	6:13.668	85.070	1:47.727	1:18.536	146.4	
2	5:23.576	99.797	2:25.707	1:42.273	1:15.596	150.6
<i>Ideal</i>	5:23.576	99.797	2:25.707	1:42.273	1:15.596	150.6

21 Phil STEWART

TWN		Behind		24.143		
Best Time	5:26.328	Best Speed	98.956	On	2 Gp	
Lap	Lap Time	Lap Speed	Sector 1	Sector 2	Sector 3	Speed Trap
1	6:16.115	84.517	1:43.708	1:16.884	139.7	
2	5:26.328	98.956	2:25.772	1:42.989	143.3	
<i>Ideal</i>	5:25.645	99.163	2:25.772	1:42.989	1:16.884	143.3

46 Anthony REDMOND

TWN		Behind		27.365		
Best Time	5:29.550	Best Speed	97.988	On	2 Gp	
Lap	Lap Time	Lap Speed	Sector 1	Sector 2	Sector 3	Speed Trap
1	7:25.798	71.306	1:45.675	1:15.297	136.0	
2	5:29.550	97.988	2:27.092	1:45.505	1:16.953	138.3
<i>Ideal</i>	5:27.894	98.483	2:27.092	1:45.505	1:15.297	138.3

384 Mauro PONCINI

TWN		Behind		28.378		
Best Time	5:30.563	Best Speed	97.688	On	2 Gp	
Lap	Lap Time	Lap Speed	Sector 1	Sector 2	Sector 3	Speed Trap
1	6:14.126	84.966	1:48.670	1:17.315	136.6	
2	5:30.563	97.688	2:29.205	1:46.106	1:15.252	136.9
<i>Ideal</i>	5:30.563	97.688	2:29.205	1:46.106	1:15.252	136.9

47 Richard COOPER

TWN		Behind		28.567		
Best Time	5:30.752	Best Speed	97.632	On	2 Gp	
Lap	Lap Time	Lap Speed	Sector 1	Sector 2	Sector 3	Speed Trap
1	8:23.410	63.145	1:36.140	1:10.033	156.9	
2	5:30.752	97.632	2:16.169	1:35.945	156.2	
<i>Ideal</i>	5:02.147	106.875	2:16.169	1:35.945	1:10.033	156.9

Non Qualifiers

Position

828 Richard KAY

TWN		Behind		34.109		
Best Time	5:36.294	Best Speed	96.023	On	2 Gp	
Lap	Lap Time	Lap Speed	Sector 1	Sector 2	Sector 3	Speed Trap
1	6:24.578	82.657	1:47.106	1:18.164	149.0	
2	5:36.294	96.023	2:28.875	1:48.036	1:19.383	149.6
<i>Ideal</i>	5:34.145	96.641	2:28.875	1:47.106	1:18.164	149.6

91 Graham McALEESE

TWN		Behind		36.022		
Best Time	5:38.207	Best Speed	95.480	On	2 Gp	
Lap	Lap Time	Lap Speed	Sector 1	Sector 2	Sector 3	Speed Trap
1	6:19.067	83.859	1:49.017	1:20.283	143.6	
2	5:38.207	95.480	2:30.210	1:49.093	1:18.904	140.6
<i>Ideal</i>	5:38.131	95.501	2:30.210	1:49.017	1:18.904	143.6

48 Mark JOHNSON

TWN		Behind		36.472		
Best Time	5:38.657	Best Speed	95.353	On	2 Gp	
Lap	Lap Time	Lap Speed	Sector 1	Sector 2	Sector 3	Speed Trap
1	6:35.216	80.432	1:47.177	1:20.943	140.9	
2	5:38.657	95.353	2:31.302	1:47.627	1:19.728	144.5
<i>Ideal</i>	5:38.207	95.480	2:31.302	1:47.177	1:19.728	144.5

38 Paul WILLIAMS

TWN		Behind		37.923		
Best Time	5:40.108	Best Speed	94.946	On	2 Gp	
Lap	Lap Time	Lap Speed	Sector 1	Sector 2	Sector 3	Speed Trap
1	6:32.607	80.966	1:44.261	1:15.350	152.0	
2	5:40.108	94.946	2:24.531	1:44.539	148.3	
<i>Ideal</i>	5:24.142	99.623	2:24.531	1:44.261	1:15.350	152.0

119 Kris DUNCAN

TWN		Behind		41.224		
Best Time	5:43.409	Best Speed	94.034	On	1 Gp	
Lap	Lap Time	Lap Speed	Sector 1	Sector 2	Sector 3	Speed Trap
1	5:43.409	92.566	1:41.051		149.0	
<i>Ideal</i>	0.000	0.000	1:41.051		149.0	

Non Qualifiers

Position

28 Garth WOODS

TWN Behind **43.504**Best Time **5:45.689** Best Speed **93.413** On **2** Gp

Lap	Lap Time	Lap Speed	Sector 1	Sector 2	Sector 3	Speed Trap
1	6:21.007	83.432		1:51.351	1:23.114	141.5
2	5:45.689	93.413	2:33.989	1:49.707	1:21.993	144.5
<i>Ideal</i>	<i>5:45.689</i>	<i>93.413</i>	<i>2:33.989</i>	<i>1:49.707</i>	<i>1:21.993</i>	<i>144.5</i>

58 Michael ALLEN

TWN Behind **46.471**Best Time **5:48.656** Best Speed **92.619** On **2** Gp

Lap	Lap Time	Lap Speed	Sector 1	Sector 2	Sector 3	Speed Trap
1	6:47.519	78.004		1:49.541	1:25.792	149.3
2	5:48.656	92.619	2:37.323	1:48.441	1:22.892	145.1
<i>Ideal</i>	<i>5:48.656</i>	<i>92.619</i>	<i>2:37.323</i>	<i>1:48.441</i>	<i>1:22.892</i>	<i>149.3</i>

105 Darren DUNCAN

TWN Behind **51.339**Best Time **5:53.524** Best Speed **91.343** On **2** Gp

Lap	Lap Time	Lap Speed	Sector 1	Sector 2	Sector 3	Speed Trap
1	6:47.752	77.959		1:54.702	1:24.714	132.0
2	5:53.524	91.343	2:38.143	1:52.899	1:22.482	139.1
<i>Ideal</i>	<i>5:53.524</i>	<i>91.343</i>	<i>2:38.143</i>	<i>1:52.899</i>	<i>1:22.482</i>	<i>139.1</i>

5 Marty LENNON

TWN Behind **2:22.919**Best Time **7:25.104** Best Speed **72.549** On **1** Gp

Lap	Lap Time	Lap Speed	Sector 1	Sector 2	Sector 3	Speed Trap
1	7:25.104	71.417		1:41.582		152.7
<i>Ideal</i>	<i>0.000</i>	<i>0.000</i>		<i>1:41.582</i>		<i>152.7</i>

84 Maria COSTELLO

TWN Behind **2:35.498**Best Time **7:37.683** Best Speed **70.555** On **1** Gp

Lap	Lap Time	Lap Speed	Sector 1	Sector 2	Sector 3	Speed Trap
1	7:37.683	69.454		1:46.858		138.5
<i>Ideal</i>	<i>0.000</i>	<i>0.000</i>		<i>1:46.858</i>		<i>138.5</i>

BRIGGS EQUIPMENT NORTH WEST 2000

SUPERTWIN

Q4: First Qualifying

SECTOR ANALYSIS

Perfect Lap (sum of best sectors) = 4:57.184



IDEAL / BEST COMPARISON

SECTOR 1 FINISH - BALLYSALLY			SECTOR 2 BALLYSALLY - METROPOLE		SECTOR 3 METROPOLE - FINISH		IDEAL / BEST COMPARISON								
Pos	No	Name	Time	No	Name	Time	Pos	No	Name	Ideal Time	Best Time	Diff			
1	60	Peter HICKMAN	2:13.291	60	Peter HICKMAN	1:34.951	56	Adam McLEAN	1:08.942	1	99	Jeremy McWILLIAMS	5:04.920	5:02.185	2.735
2	99	Jeremy McWILLIAMS	2:14.887	99	Jeremy McWILLIAMS	1:35.772	60	Peter HICKMAN	1:09.356	2	56	Adam McLEAN	5:02.267	5:02.622	0.355
3	56	Adam McLEAN	2:15.107	47	Richard COOPER	1:35.945	65	Michael SWEENEY	1:09.991	3	65	Michael SWEENEY	5:03.621	5:03.621	0.000
4	16	Mike BROWNE	2:16.111	16	Mike BROWNE	1:36.640	47	Richard COOPER	1:10.033	4	8	Christian ELKIN	5:05.937	5:05.999	0.062
5	47	Richard COOPER	2:16.169	65	Michael SWEENEY	1:36.714	8	Christian ELKIN	1:10.667	5	60	Peter HICKMAN	4:57.598	5:07.280	9.682
6	65	Michael SWEENEY	2:16.916	8	Christian ELKIN	1:37.315	9	Gary McCOY	1:10.958	6	17	Barry GRAHAM	5:10.389	5:10.784	0.395
7	8	Christian ELKIN	2:17.955	56	Adam McLEAN	1:38.218	17	Barry GRAHAM	1:11.062	7	4	Michael RUTTER	5:10.983	5:10.983	0.000
8	9	Gary McCOY	2:19.649	4	Michael RUTTER	1:39.287	4	Michael RUTTER	1:11.240	8	9	Gary McCOY	5:10.801	5:11.655	0.854
9	17	Barry GRAHAM	2:19.866	17	Barry GRAHAM	1:39.461	16	Mike BROWNE	1:11.389	9	16	Mike BROWNE	5:04.140	5:13.266	9.126
10	80	Barry FURBER	2:20.060	83	Gareth ARNOLD	1:39.928	32	Martin MORRIS	1:13.037	10	83	Gareth ARNOLD	5:14.001	5:14.908	0.907
11	212	Dean McMASTER	2:20.455	80	Barry FURBER	1:39.947	83	Gareth ARNOLD	1:13.040	11	80	Barry FURBER	5:14.906	5:15.229	0.323
12	4	Michael RUTTER	2:20.456	9	Gary McCOY	1:40.194	212	Dean McMASTER	1:13.476	12	32	Martin MORRIS	5:16.138	5:16.138	0.000
13	83	Gareth ARNOLD	2:21.033	32	Martin MORRIS	1:40.483	35	Daniel INGHAM	1:14.129	13	212	Dean McMASTER	5:16.381	5:17.347	0.966
14	32	Martin MORRIS	2:22.618	119	Kris DUNCAN	1:41.051	99	Jeremy McWILLIAMS	1:14.261	14	35	Daniel INGHAM	5:22.336	5:22.336	0.000
15	49	Michael REES	2:23.293	5	Marty LENNON	1:41.582	222	Michael GAHAN	1:14.588	15	49	Michael REES	5:22.633	5:22.633	0.000
16	35	Daniel INGHAM	2:23.883	49	Michael REES	1:42.188	80	Barry FURBER	1:14.899	16	222	Michael GAHAN	5:23.383	5:23.383	0.000
17	38	Paul WILLIAMS	2:24.531	39	Allann VENTER	1:42.273	384	Mauro PONCINI	1:15.252	17	39	Allann VENTER	5:23.576	5:23.576	0.000
18	41	Aaron SPENCE	2:25.092	212	Dean McMASTER	1:42.450	46	Anthony REDMOND	1:15.297	18	21	Phil STEWART	5:25.645	5:26.328	0.683
19	222	Michael GAHAN	2:25.704	21	Phil STEWART	1:42.989	38	Paul WILLIAMS	1:15.350	19	46	Anthony REDMOND	5:27.894	5:29.550	1.656
20	39	Allann VENTER	2:25.707	222	Michael GAHAN	1:43.091	39	Allann VENTER	1:15.596	20	42	Andy HORNBY	5:29.187	5:29.738	0.551
21	21	Phil STEWART	2:25.772	38	Paul WILLIAMS	1:44.261	21	Phil STEWART	1:16.884	21	384	Mauro PONCINI	5:30.563	5:30.563	0.000
22	46	Anthony REDMOND	2:27.092	42	Andy HORNBY	1:44.304	49	Michael REES	1:17.152	22	47	Richard COOPER	5:02.147	5:30.752	28.605
23	42	Andy HORNBY	2:27.092	35	Daniel INGHAM	1:44.324	41	Aaron SPENCE	1:17.746	23	27	David MADSEN MYGDAL	5:35.153	5:35.153	0.000
24	828	Richard KAY	2:28.875	41	Aaron SPENCE	1:44.576	42	Andy HORNBY	1:17.791	24	828	Richard KAY	5:34.145	5:36.294	2.149
25	384	Mauro PONCINI	2:29.205	46	Anthony REDMOND	1:45.505	828	Richard KAY	1:18.164	25	41	Aaron SPENCE	5:27.414	5:37.613	10.199
26	27	David MADSEN MYGDAL	2:29.601	384	Mauro PONCINI	1:46.106	91	Graham McALEESE	1:18.904	26	91	Graham McALEESE	5:38.131	5:38.207	0.076
27	91	Graham McALEESE	2:30.210	27	David MADSEN MYGDAL	1:46.573	27	David MADSEN MYGDAL	1:18.979	27	48	Mark JOHNSON	5:38.207	5:38.657	0.450
28	48	Mark JOHNSON	2:31.302	84	Maria COSTELLO	1:46.858	48	Mark JOHNSON	1:19.728	28	38	Paul WILLIAMS	5:24.142	5:40.108	15.966
29	28	Garth WOODS	2:33.989	828	Richard KAY	1:47.106	28	Garth WOODS	1:21.993	29	28	Garth WOODS	5:45.689	5:45.689	0.000
30	58	Michael ALLEN	2:37.323	48	Mark JOHNSON	1:47.177	105	Darren DUNCAN	1:22.482	30	58	Michael ALLEN	5:48.656	5:48.656	0.000
31	105	Darren DUNCAN	2:38.143	58	Michael ALLEN	1:48.441	58	Michael ALLEN	1:22.892	31	105	Darren DUNCAN	5:53.524	5:53.524	0.000
				91	Graham McALEESE	1:49.017									
				28	Garth WOODS	1:49.707									
				105	Darren DUNCAN	1:52.899									



SPEED TRAP ON APPROACH TO UNIVERSITY

Class	No/Name	Fastest	Lap 1	Lap 2	Lap 3	Lap 4	Lap 5	Lap 6	Lap 7	Lap 8	Lap 9	Lap 10	Lap 11	Lap 12
TWN	99 Jeremy McWILLIAMS	163.8	163.8	159.2										
TWN	60 Peter HICKMAN	157.7	157.7	156.9										
TWN	32 Martin MORRIS	157.3	156.6	157.3										
TWN	47 Richard COOPER	156.9	156.9	156.2										
TWN	9 Gary McCOY	156.9	156.9	150.6										
TWN	80 Barry FURBER	156.9	156.9	154.8										
TWN	16 Mike BROWNE	156.6	155.5	156.6										
TWN	8 Christian ELKIN	155.5	155.5	153.4										
TWN	17 Barry GRAHAM	155.1	155.1	154.8										
TWN	83 Gareth ARNOLD	154.4	151.3	154.4										
TWN	42 Andy HORNBY	154.1	154.1	152.0										
TWN	65 Michael SWEENEY	153.4	153.4	153.4										
TWN	5 Marty LENNON	152.7	152.7											
TWN	4 Michael RUTTER	152.3	150.6	152.3										
TWN	56 Adam McLEAN	152.3	151.0	152.3										
TWN	38 Paul WILLIAMS	152.0	152.0	148.3										
TWN	212 Dean McMASTER	151.6	151.6	151.3										
TWN	222 Michael GAHAN	151.6	150.3	151.6										
TWN	41 Aaron SPENCE	151.0	148.6	151.0										
TWN	39 Allann VENTER	150.6	146.4	150.6										
TWN	828 Richard KAY	149.6	149.0	149.6										
TWN	27 David MADSEN MYGDAL	149.6	137.1	149.6										
TWN	58 Michael ALLEN	149.3	149.3	145.1										
TWN	119 Kris DUNCAN	149.0	149.0											
TWN	35 Daniel INGHAM	148.6	148.6	148.3										
TWN	49 Michael REES	145.4	145.4	143.6										
TWN	48 Mark JOHNSON	144.5	140.9	144.5										
TWN	28 Garth WOODS	144.5	141.5	144.5										
TWN	91 Graham McALEESE	143.6	143.6	140.6										
TWN	21 Phil STEWART	143.3	139.7	143.3										
TWN	105 Darren DUNCAN	139.1	132.0	139.1										
TWN	84 Maria COSTELLO	138.5	138.5											
TWN	46 Anthony REDMOND	138.3	136.0	138.3										
TWN	384 Mauro PONCINI	136.9	136.6	136.9										

BRIGGS EQUIPMENT NORTH WEST 2000

SUPERTWIN

Q1: Second Qualifying

Thursday, 09 May 2024



Qualifying Time

5:50.966


Qualifying Speed

92.009

Pos	Class	No	Name	Machine / Sponsor	Best Lap			Total Laps	Qualifying Laps
					Time	Behind	Speed On		
Qualifying Classification									
1	TWN	60	Peter HICKMAN	Yamaha - Swan Racing	4:51.323		110.846	6	5
2	TWN	47	Richard COOPER	Kawasaki - Jack Reid Cars	4:54.118	2.795	109.793	5	5
3	TWN	99	Jeremy McWILLIAMS	Paton - Bayview Hotel / JMW	4:58.431	7.108	108.206	2	3
4	TWN	16	Mike BROWNE	Aprilia - Scott Racing	4:58.822	7.499	108.064	5	4
5	TWN	8	Christian ELKIN	Kawasaki - RB Eng / Woolich Racing	5:01.695	10.372	107.035	6	5
6	TWN	9	Gary McCOY	Kawasaki - MadBros Racing	5:05.537	14.214	105.689	4	3
7	TWN	4	Michael RUTTER	Yamaha - Bathams Racing	5:05.792	14.469	105.601	3	3
8	TWN	83	Gareth ARNOLD	Kawasaki - Cowton Racing	5:06.130	14.807	105.485	6	4
9	TWN	17	Barry GRAHAM	Aprilia - DR Group/BG Boats & Cars	5:07.840	16.517	104.899	5	6
10	TWN	65	Michael SWEENEY	Aprilia - Michael Sweeney Racing	5:09.639	18.316	104.289	2	3
11	TWN	80	Barry FURBER	Yamaha - DC Autos	5:09.825	18.502	104.227	4	4
12	TWN	32	Martin MORRIS	Aprilia	5:10.097	18.774	104.135	4	5
13	TWN	119	Kris DUNCAN	Aprilia - KD/TCC Racing	5:13.037	21.714	103.157	2	2
14	TWN	212	Dean McMASTER	Kawasaki - JMcC Roofing	5:13.409	22.086	103.035	4	6
15	TWN	41	Aaron SPENCE	Aprilia - Spence Engineering	5:13.692	22.369	102.942	5	4
16	TWN	39	Allann VENTER	Kawasaki - TH Racing/Hywel Griffiths	5:14.179	22.856	102.782	3	5
17	TWN	81	Eoin Ó SIOCHRU	Aprilia - Roadhouse Macau Racing	5:14.832	23.509	102.569	5	6
18	TWN	35	Daniel INGHAM	Aprilia - Castings Technology	5:15.166	23.843	102.460	4	4
19	TWN	49	Michael REES	Paton - Rees Racing	5:15.949	24.626	102.206	3	5
20	TWN	21	Phil STEWART	Kawasaki - Bawbag Racing	5:16.010	24.687	102.187	4	4
21	TWN	38	Paul WILLIAMS	Kawasaki - Golden Site Solutions	5:17.668	26.345	101.653	2	4
22	TWN	384	Mauro PONCINI	Yamaha - Delmo Racing	5:18.654	27.331	101.339	6	6
23	TWN	222	Michael GAHAN	Kawasaki - Newline Elite Racing	5:19.057	27.734	101.211	3	6
24	TWN	46	Anthony REDMOND	Aprilia - Reds Garage Ltd IOM	5:21.230	29.907	100.526	5	6
25	TWN	59	Darragh TRAPPE	Kawasaki - STS Racing by MSS	5:26.346	35.023	98.950	5	4
26	TWN	42	Andy HORNBY	Paton	5:26.376	35.053	98.941	3	3
27	TWN	27	David MADSEN MYGDAL	Kawasaki - Team Gimbert	5:29.958	38.635	97.867	2	5
28	TWN	58	Michael ALLEN	Aprilia - MPA	5:30.249	38.926	97.781	2	4
29	TWN	84	María COSTELLO	Kawasaki - Costello Racing by Galgorm Resort	5:31.183	39.860	97.505	4	4
30	TWN	48	Mark JOHNSON	Kawasaki - MJ Racing	5:31.249	39.926	97.486	4	4
31	TWN	828	Richard KAY	Aprilia - McCrum's / Romans 8:28	5:33.975	42.652	96.690	4	5
32	TWN	105	Darren DUNCAN	Kawasaki - Bike Move M/cycle Transport	5:40.649	49.326	94.796	5	5
Non Qualifiers									
TWN	28	Garth WOODS	Kawasaki - Zeus Racing		5:44.860	53.537	93.638	3	1
TWN	56	Adam McLEAN	Kawasaki - JMcC Roofing Racing		12:54.460	8:03.137	41.696	1	0
TWN	91	Graham McALEESE	Kawasaki		30:39.628	25:48.305	17.554	1	0

Provisional result to be confirmed by the Stewards of the Meeting subject to completion of technical inspections & the time limit for protests

Page 1 / 1

Circuit	The Triangle	Signed	Organising Club	Coleraine & D MC
Length(miles)	8.9700 Lap 1 (8.8300)		Qualifying Started	09:40
Weather	Cloudy	Chief Timekeeper		
Track	Dry, 18°C	Issued At: 10:23		



SUPERTWIN

Q1: Second Qualifying

Thursday, 09 May 2024

DETAILED SECTOR ANALYSIS

Qualifying Classification

Position

1 60 Peter HICKMAN

TWN Behind

Best Time **4:51.323** Best Speed **110.846** On **6** Gp

Lap	Lap Time	Lap Speed	Sector 1	Sector 2	Sector 3	Speed Trap
1	7:47.432	68.006	1:36.864	1:13.361	155.9	
2	5:00.521	107.453	2:15.456	1:35.540	1:09.525	155.1
3	4:58.311	108.249	2:13.431	1:34.365	1:10.515	155.1
4	4:55.610	109.239	2:13.300	1:33.990	1:08.320	156.9
5	4:53.517	110.017	2:11.867	1:33.453	1:08.197	156.6
6	4:51.323	110.846	2:10.282	1:33.438	1:07.603	160.3
<i>Ideal</i>	<i>4:51.323</i>	<i>110.846</i>	<i>2:10.282</i>	<i>1:33.438</i>	<i>1:07.603</i>	<i>160.3</i>

2 47 Richard COOPER

TWN Behind **2.795**

Best Time **4:54.118** Best Speed **109.793** On **5** Gp

Lap	Lap Time	Lap Speed	Sector 1	Sector 2	Sector 3	Speed Trap
1	7:31.416	70.418	1:36.829	1:12.833	146.1	
2	5:02.212	106.852	2:16.079	1:35.035	1:11.098	145.4
3	4:58.207	108.287	2:13.944	1:34.419	1:09.844	145.4
4	4:58.057	108.342	2:13.792	1:34.895	1:09.370	153.0
5	4:54.118	109.793	2:11.841	1:33.878	1:08.399	158.4
6	5:07.535	105.003	2:19.744	1:36.893	1:10.898	148.3
<i>Ideal</i>	<i>4:54.118</i>	<i>109.793</i>	<i>2:11.841</i>	<i>1:33.878</i>	<i>1:08.399</i>	<i>158.4</i>

3 99 Jeremy McWILLIAMS

TWN Behind **7.108**

Best Time **4:58.431** Best Speed **108.206** On **2** Gp

Lap	Lap Time	Lap Speed	Sector 1	Sector 2	Sector 3	Speed Trap
1	5:07.572	103.351	1:35.098	1:10.961	158.8	
2	4:58.431	108.206	2:14.288	1:34.464	1:09.679	158.8
3	5:24.560	99.495	2:22.689	1:48.595	140.0	
<i>Ideal</i>	<i>4:58.431</i>	<i>108.206</i>	<i>2:14.288</i>	<i>1:34.464</i>	<i>1:09.679</i>	<i>158.8</i>

Qualifying Classification

Position

4 16 Mike BROWNE

TWN Behind **7.499**

Best Time **4:58.822** Best Speed **108.064** On **5** Gp

Lap	Lap Time	Lap Speed	Sector 1	Sector 2	Sector 3	Speed Trap
1	6:57.207	76.192	1:36.738	1:10.478	154.4	
2	5:00.266	107.545	2:13.589	1:36.390	1:10.287	153.7
3	5:00.976	107.291	2:14.537	1:36.776	1:09.663	153.7
4	4:59.088	107.968	2:13.724	1:35.841	1:09.523	156.2
5	4:58.822	108.064	2:12.012	1:35.515	1:09.523	158.8
6	7:43.256	69.707	1:39.116			154.8
<i>Ideal</i>	<i>4:57.050</i>	<i>108.709</i>	<i>2:12.012</i>	<i>1:35.515</i>	<i>1:09.523</i>	<i>158.8</i>

5 8 Christian ELKIN

TWN Behind **10.372**

Best Time **5:01.695** Best Speed **107.035** On **6** Gp

Lap	Lap Time	Lap Speed	Sector 1	Sector 2	Sector 3	Speed Trap
1	5:30.040	96.316	1:37.019	1:13.825	153.4	
2	5:09.988	104.172	2:20.195	1:37.213	1:12.580	152.0
3	5:07.151	105.134	2:18.847	1:37.020	1:11.284	150.3
4	5:15.060	102.495	2:17.476	1:36.856		148.6
5	7:53.569	68.189	1:36.144	1:11.279	152.7	
6	5:01.695	107.035	2:15.180	1:36.704	1:09.811	151.3
<i>Ideal</i>	<i>5:01.135</i>	<i>107.234</i>	<i>2:15.180</i>	<i>1:36.144</i>	<i>1:09.811</i>	<i>153.4</i>

6 9 Gary McCOY

TWN Behind **14.214**

Best Time **5:05.537** Best Speed **105.689** On **4** Gp

Lap	Lap Time	Lap Speed	Sector 1	Sector 2	Sector 3	Speed Trap
1	17:22.920	30.480	1:41.129	1:14.301	153.0	
2	5:09.753	104.251	2:18.493	1:39.547	1:11.713	151.3
3	5:07.806	104.910	2:17.840	1:38.249	1:11.717	151.0
4	5:05.537	105.689	2:15.879	1:38.327	1:11.331	153.7
<i>Ideal</i>	<i>5:05.459</i>	<i>105.716</i>	<i>2:15.879</i>	<i>1:38.249</i>	<i>1:11.331</i>	<i>153.7</i>

SUPERTWIN

Q1: Second Qualifying

Thursday, 09 May 2024

DETAILED SECTOR ANALYSIS

Qualifying Classification

Position

7 **4 Michael RUTTER**

TWN Behind **14.469**

Best Time **5:05.792** Best Speed **105.601** On **3** Gp

Lap	Lap Time	Lap Speed	Sector 1	Sector 2	Sector 3	Speed Trap
1	7:47.902	67.937	1:37.495	1:12.690	153.7	
2	5:06.108	105.492	2:16.542	1:37.711	1:11.855	152.0
3	5:05.792	105.601	2:17.412	1:37.664	1:10.716	149.3
4	5:43.866	93.909	2:16.859	2:07.974		150.6
<i>Ideal</i>	<i>5:04.753</i>	<i>105.961</i>	<i>2:16.542</i>	<i>1:37.495</i>	<i>1:10.716</i>	<i>153.7</i>

8 **83 Gareth ARNOLD**

TWN Behind **14.807**

Best Time **5:06.130** Best Speed **105.485** On **6** Gp

Lap	Lap Time	Lap Speed	Sector 1	Sector 2	Sector 3	Speed Trap
1	5:52.255	90.241		1:39.562	1:16.987	139.4
2	5:11.578	103.640	2:20.194	1:37.732	1:13.652	155.5
3	5:10.899	103.867	2:19.568	1:38.395	1:12.936	153.7
4	5:14.870	102.557	2:19.103	1:38.760		151.0
5	7:04.397	76.089		1:38.615	1:11.830	152.3
6	5:06.130	105.485	2:17.017	1:37.856	1:11.257	154.4
<i>Ideal</i>	<i>5:06.006</i>	<i>105.527</i>	<i>2:17.017</i>	<i>1:37.732</i>	<i>1:11.257</i>	<i>155.5</i>

9 **17 Barry GRAHAM**

TWN Behind **16.517**

Best Time **5:07.840** Best Speed **104.899** On **5** Gp

Lap	Lap Time	Lap Speed	Sector 1	Sector 2	Sector 3	Speed Trap
1	5:23.291	98.326		1:39.575	1:15.825	152.0
2	5:13.657	102.953	2:20.058	1:39.131	1:14.468	152.3
3	5:10.118	104.128	2:18.313	1:39.501	1:12.304	151.6
4	5:08.012	104.840	2:17.972	1:37.036	1:13.004	148.3
5	5:07.840	104.899	2:17.469	1:38.756	1:11.615	154.8
6	5:16.137	102.146	2:22.970	1:38.344		154.4
<i>Ideal</i>	<i>5:06.120</i>	<i>105.488</i>	<i>2:17.469</i>	<i>1:37.036</i>	<i>1:11.615</i>	<i>154.8</i>

Qualifying Classification

Position

10 **65 Michael SWEENEY**

TWN Behind **18.316**

Best Time **5:09.639** Best Speed **104.289** On **2** Gp

Lap	Lap Time	Lap Speed	Sector 1	Sector 2	Sector 3	Speed Trap
1	5:19.745	99.417		1:37.761	1:13.621	152.7
2	5:09.639	104.289	2:19.440	1:37.780	1:12.419	153.4
3	5:56.828	90.497	2:19.064	1:48.996		148.0
<i>Ideal</i>	<i>5:09.244</i>	<i>104.422</i>	<i>2:19.064</i>	<i>1:37.761</i>	<i>1:12.419</i>	<i>153.4</i>

11 **80 Barry FURBER**

TWN Behind **18.502**

Best Time **5:09.825** Best Speed **104.227** On **4** Gp

Lap	Lap Time	Lap Speed	Sector 1	Sector 2	Sector 3	Speed Trap
1	12:56.106	40.958		1:39.093	1:14.919	152.7
2	5:13.020	103.163	2:20.255	1:38.809	1:13.956	153.0
3	5:10.189	104.104	2:18.738	1:38.394	1:13.057	153.0
4	5:09.825	104.227	2:18.849	1:37.910	1:13.066	153.0
5	5:10.822	103.892	2:18.095	1:38.038		155.5
<i>Ideal</i>	<i>5:09.062</i>	<i>104.484</i>	<i>2:18.095</i>	<i>1:37.910</i>	<i>1:13.057</i>	<i>155.5</i>

12 **32 Martin MORRIS**

TWN Behind **18.774**

Best Time **5:10.097** Best Speed **104.135** On **4** Gp

Lap	Lap Time	Lap Speed	Sector 1	Sector 2	Sector 3	Speed Trap
1	5:47.133	91.573		1:41.214	1:16.055	147.7
2	5:18.250	101.467	2:23.266	1:40.237	1:14.747	154.4
3	5:12.173	103.443	2:20.071	1:39.400	1:12.702	153.7
4	5:10.097	104.135	2:18.458	1:39.481	1:12.158	154.8
5	5:12.390	103.371	2:18.994	1:39.628		151.6
<i>Ideal</i>	<i>5:10.016</i>	<i>104.162</i>	<i>2:18.458</i>	<i>1:39.400</i>	<i>1:12.158</i>	<i>154.8</i>

13 **119 Kris DUNCAN**

TWN Behind **21.714**

Best Time **5:13.037** Best Speed **103.157** On **2** Gp

Lap	Lap Time	Lap Speed	Sector 1	Sector 2	Sector 3	Speed Trap
1	5:18.284	99.873		1:39.165	1:15.353	155.5
2	5:13.037	103.157	2:20.201	1:39.201	1:13.635	151.6
<i>Ideal</i>	<i>5:13.001</i>	<i>103.169</i>	<i>2:20.201</i>	<i>1:39.165</i>	<i>1:13.635</i>	<i>155.5</i>

SUPERTWIN

Q1: Second Qualifying

Thursday, 09 May 2024

DETAILED SECTOR ANALYSIS

Qualifying Classification

Position

14 212 Dean McMASTER

TWN Behind **22.086**

Best Time **5:13.409** Best Speed **103.035** On **4** Gp

Lap	Lap Time	Lap Speed	Sector 1	Sector 2	Sector 3	Speed Trap
1	5:29.500	96.473		1:42.855	1:16.809	153.7
2	5:16.782	101.938	2:21.097	1:40.306	1:15.379	152.3
3	5:15.270	102.426	2:20.871	1:40.164	1:14.235	149.6
4	5:13.409	103.035	2:19.486	1:40.044	1:13.879	149.6
5	5:13.589	102.976	2:19.940	1:40.878	1:12.771	149.3
6	5:21.995	100.287	2:25.859	1:40.996	1:15.140	151.6
<i>Ideal</i>	<i>5:12.301</i>	<i>103.400</i>	<i>2:19.486</i>	<i>1:40.044</i>	<i>1:12.771</i>	<i>153.7</i>

15 41 Aaron SPENCE

TWN Behind **22.369**

Best Time **5:13.692** Best Speed **102.942** On **5** Gp

Lap	Lap Time	Lap Speed	Sector 1	Sector 2	Sector 3	Speed Trap
1	9:58.420	53.120		1:45.780	1:18.999	144.8
2	5:25.868	99.095	2:25.349	1:43.924	1:16.595	143.6
3	5:21.837	100.337	2:22.912	1:43.496	1:15.429	143.3
4	5:20.961	100.610	2:23.246	1:42.832	1:14.883	143.6
5	5:13.692	102.942	2:20.011	1:40.504	1:13.177	152.0
<i>Ideal</i>	<i>5:13.692</i>	<i>102.942</i>	<i>2:20.011</i>	<i>1:40.504</i>	<i>1:13.177</i>	<i>152.0</i>

16 39 Allann VENTER

TWN Behind **22.856**

Best Time **5:14.179** Best Speed **102.782** On **3** Gp

Lap	Lap Time	Lap Speed	Sector 1	Sector 2	Sector 3	Speed Trap
1	5:48.038	91.335		1:46.362	1:17.471	146.7
2	5:14.401	102.710	2:21.683	1:39.140	1:13.578	150.0
3	5:14.179	102.782	2:20.068	1:40.219	1:13.892	151.3
4	5:39.743	95.048	2:18.040	1:58.211		154.8
5	7:42.144	69.874		1:50.263		115.5
<i>Ideal</i>	<i>5:10.758</i>	<i>103.914</i>	<i>2:18.040</i>	<i>1:39.140</i>	<i>1:13.578</i>	<i>154.8</i>

Qualifying Classification

Position

17 81 Eoin Ó SIOCHRU

TWN Behind **23.509**

Best Time **5:14.832** Best Speed **102.569** On **5** Gp

Lap	Lap Time	Lap Speed	Sector 1	Sector 2	Sector 3	Speed Trap
1	5:23.721	98.196		1:39.700	1:14.506	148.6
2	5:16.203	102.124	2:21.853	1:39.470	1:14.880	150.0
3	5:16.406	102.059	2:22.779	1:39.439	1:14.188	146.7
4	5:17.134	101.824	2:23.073	1:39.238	1:14.823	147.7
5	5:14.832	102.569	2:22.139	1:39.613	1:13.080	148.0
6	5:20.383	100.792	2:21.845	1:39.987		147.3
<i>Ideal</i>	<i>5:14.163</i>	<i>102.787</i>	<i>2:21.845</i>	<i>1:39.238</i>	<i>1:13.080</i>	<i>150.0</i>

18 35 Daniel INGHAM

TWN Behind **23.843**

Best Time **5:15.166** Best Speed **102.460** On **4** Gp

Lap	Lap Time	Lap Speed	Sector 1	Sector 2	Sector 3	Speed Trap
1	9:03.569	58.480		1:45.939	1:18.385	148.6
2	5:20.497	100.756	2:23.913	1:42.522	1:14.062	149.3
3	5:16.293	102.095	2:21.672	1:41.281	1:13.340	148.6
4	5:15.166	102.460	2:20.966	1:40.715	1:13.485	149.0
5	5:28.253	98.375	2:23.168	1:44.741		149.6
<i>Ideal</i>	<i>5:15.021</i>	<i>102.507</i>	<i>2:20.966</i>	<i>1:40.715</i>	<i>1:13.340</i>	<i>149.6</i>

19 49 Michael REES

TWN Behind **24.626**

Best Time **5:15.949** Best Speed **102.206** On **3** Gp

Lap	Lap Time	Lap Speed	Sector 1	Sector 2	Sector 3	Speed Trap
1	12:20.122	42.950		1:41.659	1:17.976	146.1
2	5:21.732	100.369	2:23.516	1:40.819	1:17.397	151.3
3	5:15.949	102.206	2:20.247	1:39.419	1:16.283	156.6
4	5:19.375	101.110	2:21.385	1:40.556		149.3
5	6:08.179	87.707		1:39.936	1:15.200	158.8
<i>Ideal</i>	<i>5:14.866</i>	<i>102.558</i>	<i>2:20.247</i>	<i>1:39.419</i>	<i>1:15.200</i>	<i>158.8</i>

SUPERTWIN

Q1: Second Qualifying

Thursday, 09 May 2024

DETAILED SECTOR ANALYSIS

Qualifying Classification

Position

20 **21 Phil STEWART**
 TWN Behind **24.687**
 Best Time **5:16.010** Best Speed **102.187** On **4** Gp

Lap	Lap Time	Lap Speed	Sector 1	Sector 2	Sector 3	Speed Trap
1	6:55.211	76.559		1:43.749	1:16.099	143.3
2	5:25.261	99.280	2:25.574	1:41.615	1:18.072	143.6
3	5:21.615	100.406	2:23.418	1:40.818	1:17.379	150.3
4	5:16.010	102.187	2:21.488	1:40.183	1:14.339	150.0
5	5:19.923	100.937	2:22.268	1:40.386		149.0
<i>Ideal</i>	<i>5:16.010</i>	<i>102.187</i>	<i>2:21.488</i>	<i>1:40.183</i>	<i>1:14.339</i>	<i>150.3</i>

21 38 Paul WILLIAMS

TWN Behind **26.345**
 Best Time **5:17.668** Best Speed **101.653** On **2** Gp

Lap	Lap Time	Lap Speed	Sector 1	Sector 2	Sector 3	Speed Trap
1	5:29.835	96.375		1:41.822	1:16.706	153.4
2	5:17.668	101.653	2:22.975	1:40.338	1:14.355	151.3
3	5:18.947	101.246	2:22.727	1:40.616		149.3
4	12:56.583	41.582		1:39.940	1:14.021	149.6
5	5:19.878	100.951	2:22.070	1:41.701		151.3
<i>Ideal</i>	<i>5:16.031</i>	<i>102.180</i>	<i>2:22.070</i>	<i>1:39.940</i>	<i>1:14.021</i>	<i>153.4</i>

22 384 Mauro PONCINI

TWN Behind **27.331**
 Best Time **5:18.654** Best Speed **101.339** On **6** Gp

Lap	Lap Time	Lap Speed	Sector 1	Sector 2	Sector 3	Speed Trap
1	5:42.878	92.709		1:46.475	1:17.463	141.7
2	5:27.704	98.540	2:26.035	1:44.419	1:17.250	142.0
3	5:23.082	99.950	2:23.505	1:43.640	1:15.937	143.3
4	5:24.414	99.539	2:25.329	1:44.320	1:14.765	142.3
5	5:20.544	100.741	2:21.388	1:44.128	1:15.028	143.0
6	5:18.654	101.339	2:21.138	1:43.356	1:14.160	147.3
<i>Ideal</i>	<i>5:18.654</i>	<i>101.339</i>	<i>2:21.138</i>	<i>1:43.356</i>	<i>1:14.160</i>	<i>147.3</i>

Qualifying Classification

Position

23 **222 Michael GAHAN**
 TWN Behind **27.734**
 Best Time **5:19.057** Best Speed **101.211** On **3** Gp

Lap	Lap Time	Lap Speed	Sector 1	Sector 2	Sector 3	Speed Trap
1	5:38.696	93.854		1:41.768	1:16.930	153.4
2	5:22.040	100.273	2:24.394	1:42.107	1:15.539	151.0
3	5:19.057	101.211	2:23.598	1:41.034	1:14.425	153.0
4	5:19.158	101.179	2:22.788	1:41.616	1:14.754	150.3
5	5:19.130	101.188	2:23.403	1:41.722	1:14.005	148.3
6	5:19.093	101.199	2:22.658	1:41.024	1:15.411	150.6
<i>Ideal</i>	<i>5:17.687</i>	<i>101.647</i>	<i>2:22.658</i>	<i>1:41.024</i>	<i>1:14.005</i>	<i>153.4</i>

24 46 Anthony REDMOND

TWN Behind **29.907**
 Best Time **5:21.230** Best Speed **100.526** On **5** Gp

Lap	Lap Time	Lap Speed	Sector 1	Sector 2	Sector 3	Speed Trap
1	5:46.693	91.689		1:43.784	1:16.666	140.9
2	5:23.272	99.891	2:24.724	1:43.325	1:15.223	142.0
3	5:23.040	99.963	2:24.489	1:42.767	1:15.784	144.5
4	5:22.900	100.006	2:25.306	1:42.879	1:14.715	144.8
5	5:21.230	100.526	2:24.583	1:42.676	1:13.971	146.7
6	5:25.819	99.110	2:23.215	1:43.461		147.0
<i>Ideal</i>	<i>5:19.862</i>	<i>100.956</i>	<i>2:23.215</i>	<i>1:42.676</i>	<i>1:13.971</i>	<i>147.0</i>

25 59 Darragh TRAPPE

TWN Behind **35.023**
 Best Time **5:26.346** Best Speed **98.950** On **5** Gp

Lap	Lap Time	Lap Speed	Sector 1	Sector 2	Sector 3	Speed Trap
1	10:41.255	49.572		1:47.362	1:22.242	142.3
2	5:33.219	96.909	2:28.615	1:46.435	1:18.169	144.5
3	5:31.001	97.559	2:27.810	1:45.268	1:17.923	141.7
4	5:27.747	98.527	2:27.143	1:44.117	1:16.487	140.9
5	5:26.346	98.950	2:25.433	1:44.062	1:16.851	144.2
<i>Ideal</i>	<i>5:25.982</i>	<i>99.061</i>	<i>2:25.433</i>	<i>1:44.062</i>	<i>1:16.487</i>	<i>144.5</i>

SUPERTWIN

Q1: Second Qualifying

Thursday, 09 May 2024

DETAILED SECTOR ANALYSIS

Qualifying Classification

Position

26	42 Andy HORNB	TWN	Behind	35.053
Best Time	5:26.376	Best Speed	98.941	On 3 Gp

Lap	Lap Time	Lap Speed	Sector 1	Sector 2	Sector 3	Speed Trap
1	5:53.745	89.861		1:43.593	1:19.109	154.4
2	5:26.894	98.784	2:26.350	1:42.498	1:18.046	151.3
3	5:26.376	98.941	2:25.030	1:43.600	1:17.746	150.6
4	5:27.017	98.747	2:25.404	1:42.224		150.0
5	8:29.177	63.420		1:43.923	1:18.517	154.4
<i>Ideal</i>	<i>5:25.000</i>	<i>99.360</i>	<i>2:25.030</i>	<i>1:42.224</i>	<i>1:17.746</i>	<i>154.4</i>

27 David MADSEN MYGDAL

TWN	Behind	38.635
Best Time	5:29.958	Best Speed 97.867 On 2 Gp

Lap	Lap Time	Lap Speed	Sector 1	Sector 2	Sector 3	Speed Trap
1	5:35.189	94.836		1:44.541	1:18.556	146.4
2	5:29.958	97.867	2:27.512	1:44.270	1:18.176	147.3
3	7:17.634	73.788	2:26.256	1:44.926		147.3
4	6:47.357	79.272		1:46.385	1:19.904	146.1
5	5:32.634	97.080	2:28.131	1:45.990	1:18.513	148.6
<i>Ideal</i>	<i>5:28.702</i>	<i>98.241</i>	<i>2:26.256</i>	<i>1:44.270</i>	<i>1:18.176</i>	<i>148.6</i>

28 58 Michael ALLEN

TWN	Behind	38.926
Best Time	5:30.249	Best Speed 97.781 On 2 Gp

Lap	Lap Time	Lap Speed	Sector 1	Sector 2	Sector 3	Speed Trap
1	7:39.515	69.177		1:46.031	1:19.332	139.7
2	5:30.249	97.781	2:27.361	1:43.693	1:19.195	148.3
3	5:36.207	96.048	2:32.144	1:44.924	1:19.139	135.5
4	5:34.533	96.529	2:29.385	1:44.944	1:20.204	140.0
5	5:32.716	97.056	2:28.579	1:45.119	1:19.018	141.7
<i>Ideal</i>	<i>5:30.072</i>	<i>97.833</i>	<i>2:27.361</i>	<i>1:43.693</i>	<i>1:19.018</i>	<i>148.3</i>

Qualifying Classification

Position

29	84 Maria COSTELLO	TWN	Behind	39.860
Best Time	5:31.183	Best Speed	97.505	On 4 Gp

Lap	Lap Time	Lap Speed	Sector 1	Sector 2	Sector 3	Speed Trap
1	10:06.324	52.427		1:46.802	1:20.926	145.7
2	5:34.660	96.492	2:29.758	1:45.845	1:19.057	144.2
3	5:33.228	96.907	2:27.020	1:46.733	1:19.475	146.1
4	5:31.183	97.505	2:27.616	1:45.749	1:17.818	143.3
5	5:31.353	97.455	2:28.147	1:45.356	1:17.850	145.4
<i>Ideal</i>	<i>5:30.194</i>	<i>97.797</i>	<i>2:27.020</i>	<i>1:45.356</i>	<i>1:17.818</i>	<i>146.1</i>

30 48 Mark JOHNSON

TWN	Behind	39.926
Best Time	5:31.249	Best Speed 97.486 On 4 Gp

Lap	Lap Time	Lap Speed	Sector 1	Sector 2	Sector 3	Speed Trap
1	10:39.839	49.681		1:48.803	1:22.326	145.1
2	5:37.404	95.707	2:31.214	1:46.008	1:20.182	145.1
3	5:32.340	97.166	2:29.805	1:44.216	1:18.319	145.7
4	5:31.249	97.486	2:27.405	1:44.284	1:19.560	145.1
5	5:31.327	97.463	2:28.123	1:44.897	1:18.307	146.7
<i>Ideal</i>	<i>5:29.928</i>	<i>97.876</i>	<i>2:27.405</i>	<i>1:44.216</i>	<i>1:18.307</i>	<i>146.7</i>

31 828 Richard KAY

TWN	Behind	42.652
Best Time	5:33.975	Best Speed 96.690 On 4 Gp

Lap	Lap Time	Lap Speed	Sector 1	Sector 2	Sector 3	Speed Trap
1	6:31.440	81.208		1:48.193	1:28.129	143.3
2	5:39.928	94.997	2:33.845	1:46.275	1:19.808	143.9
3	5:36.497	95.965	2:30.178	1:47.062	1:19.257	143.6
4	5:33.975	96.690	2:28.326	1:46.808	1:18.841	146.4
5	5:44.116	93.840	2:27.621	1:56.834	1:19.661	146.7
6	5:34.672	96.489	2:28.709	1:47.446	1:18.517	150.3
<i>Ideal</i>	<i>5:32.413</i>	<i>97.144</i>	<i>2:27.621</i>	<i>1:46.275</i>	<i>1:18.517</i>	<i>150.3</i>

Qualifying Classification

Position

32 105 Darren DUNCAN

TWN Behind **49.326**

Best Time **5:40.649** Best Speed **94.796** On **5** Gp

Lap	Lap Time	Lap Speed	Sector 1	Sector 2	Sector 3	Speed Trap
1	5:59.256	88.483		1:49.470	1:21.918	137.7
2	5:45.131	93.564	2:34.819	1:49.287	1:21.025	135.7
3	5:43.736	93.944	2:34.544	1:48.374	1:20.818	136.9
4	5:43.253	94.076	2:33.560	1:48.182	1:21.511	138.0
5	5:40.649	94.796	2:31.987	1:48.791	1:19.871	140.9
6	5:40.803	94.753	2:32.463	1:48.504	1:19.836	142.0
<i>Ideal</i>	<i>5:40.005</i>	<i>94.975</i>	<i>2:31.987</i>	<i>1:48.182</i>	<i>1:19.836</i>	<i>142.0</i>

Non Qualifiers

Position

28 Garth WOODS

TWN Behind **53.537**

Best Time **5:44.860** Best Speed **93.638** On **3** Gp

Lap	Lap Time	Lap Speed	Sector 1	Sector 2	Sector 3	Speed Trap
1	6:43.073	78.864		1:52.250	1:25.472	139.1
2	5:51.535	91.860	2:38.691	1:49.537	1:23.307	140.6
3	5:44.860	93.638	2:35.296	1:49.240	1:20.324	141.5
<i>Ideal</i>	<i>5:44.860</i>	<i>93.638</i>	<i>2:35.296</i>	<i>1:49.240</i>	<i>1:20.324</i>	<i>141.5</i>

56 Adam McLEAN

TWN Behind **8:03.137**

Best Time **12:54.460** Best Speed **41.696** On **1** Gp

Lap	Lap Time	Lap Speed	Sector 1	Sector 2	Sector 3	Speed Trap
1	12:54.460	41.045		1:37.616	1:12.011	154.1
<i>Ideal</i>	<i>0.000</i>	<i>0.000</i>		<i>1:37.616</i>	<i>1:12.011</i>	<i>154.1</i>

91 Graham McALEESE

TWN Behind **25:48.305**

Best Time **30:39.628** Best Speed **17.554** On **1** Gp

Lap	Lap Time	Lap Speed	Sector 1	Sector 2	Sector 3	Speed Trap
1	30:39.628	17.280		1:47.814	1:19.901	148.3
<i>Ideal</i>	<i>0.000</i>	<i>0.000</i>		<i>1:47.814</i>	<i>1:19.901</i>	<i>148.3</i>

BRIGGS EQUIPMENT NORTH WEST 2000

SUPERTWIN

Q1: Second Qualifying

SECTOR ANALYSIS

Perfect Lap (sum of best sectors) = 4:51.323



IDEAL / BEST COMPARISON

SECTOR 1 FINISH - BALLYSALLY			SECTOR 2 BALLYSALLY - METROPOLE		SECTOR 3 METROPOLE - FINISH		IDEAL / BEST COMPARISON								
Pos	No	Name	Time	No	Name	Time	Pos	No	Name	Ideal Time	Best Time	Diff			
1	60	Peter HICKMAN	2:10.282	60	Peter HICKMAN	1:33.438	60	Peter HICKMAN	1:07.603	1	60	Peter HICKMAN	4:51.323	4:51.323	0.000
2	47	Richard COOPER	2:11.841	47	Richard COOPER	1:33.878	47	Richard COOPER	1:08.399	2	47	Richard COOPER	4:54.118	4:54.118	0.000
3	16	Mike BROWNE	2:12.012	99	Jeremy McWILLIAMS	1:34.464	16	Mike BROWNE	1:09.523	3	99	Jeremy McWILLIAMS	4:58.431	4:58.431	0.000
4	99	Jeremy McWILLIAMS	2:14.288	16	Mike BROWNE	1:35.515	99	Jeremy McWILLIAMS	1:09.679	4	16	Mike BROWNE	4:57.050	4:58.822	1.772
5	8	Christian ELKIN	2:15.180	8	Christian ELKIN	1:36.144	8	Christian ELKIN	1:09.811	5	8	Christian ELKIN	5:01.135	5:01.695	0.560
6	9	Gary McCOY	2:15.879	17	Barry GRAHAM	1:37.036	4	Michael RUTTER	1:10.716	6	9	Gary McCOY	5:05.459	5:05.537	0.078
7	4	Michael RUTTER	2:16.542	4	Michael RUTTER	1:37.495	83	Gareth ARNOLD	1:11.257	7	4	Michael RUTTER	5:04.753	5:05.792	1.039
8	83	Gareth ARNOLD	2:17.017	56	Adam McLEAN	1:37.616	9	Gary McCOY	1:11.331	8	83	Gareth ARNOLD	5:06.006	5:06.130	0.124
9	17	Barry GRAHAM	2:17.469	83	Gareth ARNOLD	1:37.732	17	Barry GRAHAM	1:11.615	9	17	Barry GRAHAM	5:06.120	5:07.840	1.720
10	39	Allann VENTER	2:18.040	65	Michael SWEENEY	1:37.761	56	Adam McLEAN	1:12.011	10	65	Michael SWEENEY	5:09.244	5:09.639	0.395
11	80	Barry FURBER	2:18.095	80	Barry FURBER	1:37.910	32	Martin MORRIS	1:12.158	11	80	Barry FURBER	5:09.062	5:09.825	0.763
12	32	Martin MORRIS	2:18.458	9	Gary McCOY	1:38.249	65	Michael SWEENEY	1:12.419	12	32	Martin MORRIS	5:10.016	5:10.097	0.081
13	65	Michael SWEENEY	2:19.064	39	Allann VENTER	1:39.140	212	Dean McMASTER	1:12.771	13	119	Kris DUNCAN	5:13.001	5:13.037	0.036
14	212	Dean McMASTER	2:19.486	119	Kris DUNCAN	1:39.165	80	Barry FURBER	1:13.057	14	212	Dean McMASTER	5:12.301	5:13.409	1.108
15	41	Aaron SPENCE	2:20.011	81	Eoin SIOCHRU	1:39.238	81	Eoin SIOCHRU	1:13.080	15	41	Aaron SPENCE	5:13.692	5:13.692	0.000
16	119	Kris DUNCAN	2:20.201	32	Martin MORRIS	1:39.400	41	Aaron SPENCE	1:13.177	16	39	Allann VENTER	5:10.758	5:14.179	3.421
17	49	Michael REES	2:20.247	49	Michael REES	1:39.419	35	Daniel INGHAM	1:13.340	17	81	Eoin SIOCHRU	5:14.163	5:14.832	0.669
18	35	Daniel INGHAM	2:20.966	38	Paul WILLIAMS	1:39.940	39	Allann VENTER	1:13.578	18	35	Daniel INGHAM	5:15.021	5:15.166	0.145
19	384	Mauro PONCINI	2:21.138	212	Dean McMASTER	1:40.044	119	Kris DUNCAN	1:13.635	19	49	Michael REES	5:14.866	5:15.949	1.083
20	21	Phil STEWART	2:21.488	21	Phil STEWART	1:40.183	46	Anthony REDMOND	1:13.971	20	21	Phil STEWART	5:16.010	5:16.010	0.000
21	81	Eoin SIOCHRU	2:21.845	41	Aaron SPENCE	1:40.504	222	Michael GAHAN	1:14.005	21	38	Paul WILLIAMS	5:16.031	5:17.668	1.637
22	38	Paul WILLIAMS	2:22.070	35	Daniel INGHAM	1:40.715	38	Paul WILLIAMS	1:14.021	22	384	Mauro PONCINI	5:18.654	5:18.654	0.000
23	222	Michael GAHAN	2:22.658	222	Michael GAHAN	1:41.024	384	Mauro PONCINI	1:14.160	23	222	Michael GAHAN	5:17.687	5:19.057	1.370
24	46	Anthony REDMOND	2:23.215	42	Andy HORNBY	1:42.224	21	Phil STEWART	1:14.339	24	46	Anthony REDMOND	5:19.862	5:21.230	1.368
25	42	Andy HORNBY	2:25.030	46	Anthony REDMOND	1:42.676	49	Michael REES	1:15.200	25	59	Darragh TRAPPE	5:25.982	5:26.346	0.364
26	59	Darragh TRAPPE	2:25.433	384	Mauro PONCINI	1:43.356	59	Darragh TRAPPE	1:16.487	26	42	Andy HORNBY	5:25.000	5:26.376	1.376
27	27	David MADSEN MYGDAL	2:26.256	58	Michael ALLEN	1:43.693	42	Andy HORNBY	1:17.746	27	27	David MADSEN MYGDAL	5:28.702	5:29.958	1.256
28	84	Maria COSTELLO	2:27.020	59	Darragh TRAPPE	1:44.062	84	Maria COSTELLO	1:17.818	28	58	Michael ALLEN	5:30.072	5:30.249	0.177
29	58	Michael ALLEN	2:27.361	48	Mark JOHNSON	1:44.216	27	David MADSEN MYGDAL	1:18.176	29	84	Maria COSTELLO	5:30.194	5:31.183	0.989
30	48	Mark JOHNSON	2:27.405	27	David MADSEN MYGDAL	1:44.270	48	Mark JOHNSON	1:18.307	30	48	Mark JOHNSON	5:29.928	5:31.249	1.321
31	828	Richard KAY	2:27.621	84	Maria COSTELLO	1:45.356	828	Richard KAY	1:18.517	31	828	Richard KAY	5:32.413	5:33.975	1.562
32	105	Darren DUNCAN	2:31.987	828	Richard KAY	1:46.275	58	Michael ALLEN	1:19.018	32	105	Darren DUNCAN	5:40.005	5:40.649	0.644
33	28	Garth WOODS	2:35.296	91	Graham McALEESE	1:47.814	105	Darren DUNCAN	1:19.836	33	28	Garth WOODS	5:44.860	5:44.860	0.000
				105	Darren DUNCAN	1:48.182	91	Graham McALEESE	1:19.901						
				28	Garth WOODS	1:49.240	28	Garth WOODS	1:20.324						



Class	No/Name	Fastest	Lap 1	Lap 2	Lap 3	Lap 4	Lap 5	Lap 6	Lap 7	Lap 8	Lap 9	Lap 10	Lap 11	Lap 12
TWN	60 Peter HICKMAN	160.3	155.9	155.1	155.1	156.9	156.6	160.3						
TWN	99 Jeremy McWILLIAMS	158.8	158.8	158.8	140.0									
TWN	16 Mike BROWNE	158.8	154.4	153.7	153.7	156.2	158.8	154.8						
TWN	49 Michael REES	158.8	146.1	151.3	156.6	149.3	158.8							
TWN	47 Richard COOPER	158.4	146.1	145.4	145.4	153.0	158.4	148.3						
TWN	83 Gareth ARNOLD	155.5	139.4	155.5	153.7	151.0	152.3	154.4						
TWN	119 Kris DUNCAN	155.5	155.5	151.6										
TWN	80 Barry FURBER	155.5	152.7	153.0	153.0	153.0	155.5							
TWN	39 Allann VENTER	154.8	146.7	150.0	151.3	154.8	115.5							
TWN	17 Barry GRAHAM	154.8	152.0	152.3	151.6	148.3	154.8	154.4						
TWN	32 Martin MORRIS	154.8	147.7	154.4	153.7	154.8	151.6							
TWN	42 Andy HORNBY	154.4	154.4	151.3	150.6	150.0	154.4							
TWN	56 Adam McLEAN	154.1	154.1											
TWN	212 Dean McMASTER	153.7	153.7	152.3	149.6	149.6	149.3	151.6						
TWN	9 Gary McCOY	153.7	153.0	151.3	151.0	153.7								
TWN	4 Michael RUTTER	153.7	153.7	152.0	149.3	150.6								
TWN	222 Michael GAHAN	153.4	153.4	151.0	153.0	150.3	148.3	150.6						
TWN	38 Paul WILLIAMS	153.4	153.4	151.3	149.3	149.6	151.3							
TWN	65 Michael SWEENEY	153.4	152.7	153.4	148.0									
TWN	8 Christian ELKIN	153.4	153.4	152.0	150.3	148.6	152.7	151.3						
TWN	41 Aaron SPENCE	152.0	144.8	143.6	143.3	143.6	152.0							
TWN	828 Richard KAY	150.3	143.3	143.9	143.6	146.4	146.7	150.3						
TWN	21 Phil STEWART	150.3	143.3	143.6	150.3	150.0	149.0							
TWN	81 Eoin Ó SIOCHRU	150.0	148.6	150.0	146.7	147.7	148.0	147.3						
TWN	35 Daniel INGHAM	149.6	148.6	149.3	148.6	149.0	149.6							
TWN	27 David MADSEN MYGDAL	148.6	146.4	147.3	147.3	146.1	148.6							
TWN	91 Graham McALEESE	148.3	148.3											
TWN	58 Michael ALLEN	148.3	139.7	148.3	135.5	140.0	141.7							
TWN	384 Mauro PONCINI	147.3	141.7	142.0	143.3	142.3	143.0	147.3						
TWN	46 Anthony REDMOND	147.0	140.9	142.0	144.5	144.8	146.7	147.0						
TWN	48 Mark JOHNSON	146.7	145.1	145.1	145.7	145.1	146.7							
TWN	84 Maria COSTELLO	146.1	145.7	144.2	146.1	143.3	145.4							
TWN	59 Darragh TRAPPE	144.5	142.3	144.5	141.7	140.9	144.2							
TWN	105 Darren DUNCAN	142.0	137.7	135.7	136.9	138.0	140.9	142.0						
TWN	28 Garth WOODS	141.5	139.1	140.6	141.5									