

# BRIGGS

## EQUIPMENT

# NW200

Wednesday 8<sup>th</sup> – Saturday 11<sup>th</sup> May 2024

promoted by  
Coleraine & District Motor Club  
[www.northwest200.org](http://www.northwest200.org)

Milltown  
SPAR



## SUPERTWIN



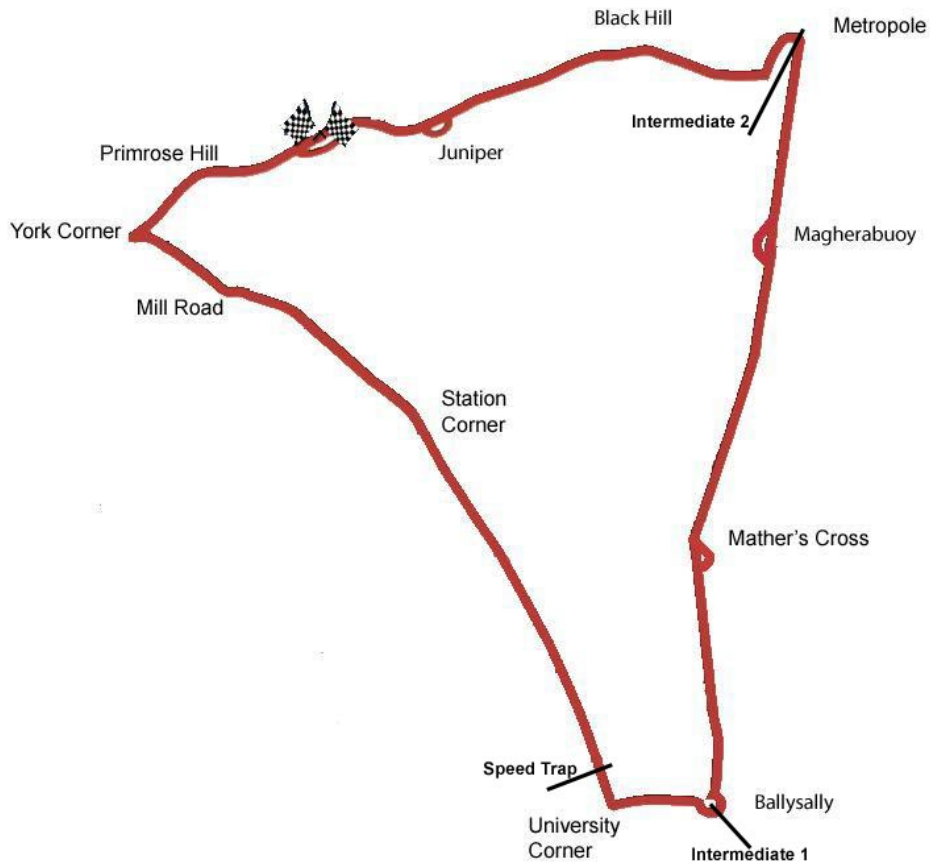
Causeway  
Coast & Glens  
Borough Council



TOURISM  
NORTHERN  
IRELAND



# The Triangle Circuit 8.970 miles



## MOST WINS at NORTH WEST 200 at the start of the meeting

Alastair Seeley	29	2008 - 23	(Supersport – 13, Superstock – 12, Superbike – 4)
Robert Dunlop	15	1986 - 06	(125 – 5, 250 – 4, 350 – 1, Superbike – 5)
Michael Rutter	14	1997 - 17	(Supertwin – 1, Supersport – 2, Prod'n/S'tock – 2, Superbike – 9)
Joey Dunlop	13	1979 - 88	(250 – 1, 500 – 1, Production 750 – 2, Superbike – 9)
Phillip McCallen	11	1991 - 97	(250 – 2, 400 – 1, Supersport – 4, Superbike – 4)
Bruce Anstey (NZ)	10	2002 - 14	(Supersport – 5, Production/Superstock – 4, Superbike – 1)
Tony Rutter	9	1973 - 82	(250 – 2, 350 – 5, 500 – 1, Superbike – 1)
Ian Lougher	8	1991 - 05	(125 – 5, 250 – 1, Supersport – 1, Superstock – 1)
Steve Plater	8	2006 - 09	(Supersport – 3, Superbike – 5)
Glenn Irwin	8	2017 - 23	(Superbike – 8)
Steven Cull	6	1980 - 88	(250 – 3, 350 – 1, Superbike – 2)
John McGuinness	6	2000 - 12	(250 – 1, 400 – 1, Supersport – 1, Superbike – 3)
Arthur Wheeler	5	1951 - 62	(250 – 5)
Tommy Robb	5	1959 - 65	(125 – 1, 250 – 4)
John Williams	5	1974 - 77	(350 – 1, 500 – 2, Superbike – 2)
Mick Grant	5	1975 - 82	(500 – 2, Superbike – 3)
Woolsey Coulter	5	1989 - 98	(250 – 5)
Ian Simpson	5	1995 - 98	(Supersport – 1, Production – 1, Superbike – 3)
Ryan Farquhar	5	2003 - 15	(Supertwin – 2, Supersport – 3)
Michael Dunlop	5	2008 - 16	(250 – 1, Supersport – 1, Superstock – 1, Superbike – 2)
Lee Johnston	5	2014 - 22	(Supertwin – 2, Supersport – 2, Superstock – 1)
Ernie Nott	4	1929 - 32	(500 – 4)
Jimmie Guthrie	4	1934 - 37	(500 – 4)
Bob McIntyre	4	1953 - 61	(350 – 2, 500 – 2)
Eddie Laycock	4	1986 - 90	(250 – 4)
David Jefferies	4	1999 - 02	(Supersport – 1, Superbike – 3)
William Dunlop	4	2009 - 14	(125 – 1, 250 – 1, Supersport – 1, Superbike – 1)
Richard Cooper	4	2022 - 23	(Supertwin – 4)

# The Triangle Circuit 8.970 miles

## LAP & RACE RECORDS & BEST SECTORS ANALYSIS (RACE & QUALIFYING) at the start of the meeting

<b>SUPERTWIN</b>	<b>Name</b>	<b>Machine</b>	<b>Laps</b>	<b>m</b>	<b>s</b>	<b>mph</b>	<b>Session &amp; Year</b>
Lap Record	Richard Cooper	Kawasaki	4	47.065		112.490	Supertwin-2 2022
Best Qualifying Lap	Richard Cooper	Kawasaki	4	49.037		111.723	Tue Qualifying 2023
Best Sector 1	Richard Cooper	Kawasaki	2	08.368		114.042	Supertwin-2 2022
Best Sector 2	Richard Cooper	Kawasaki	1	29.495		123.976	Supertwin-2 2023
Best Sector 3	Lee Johnston	Aprilia	1	06.707		98.302	Supertwin-2 2022
Ideal Lap (sum of best sectors)			4	44.570		113.476	
Difference (Best Lap – Ideal Lap)					2.495		
Race Record	Richard Cooper	Kawasaki	4	19	08.608	112.017	Supertwin-2 2022

<b>SUPERSPORT</b>	<b>Name</b>	<b>Machine</b>	<b>Laps</b>	<b>m</b>	<b>s</b>	<b>mph</b>	<b>Session &amp; Year</b>
Lap Record	Peter Hickman	Triumph	4	33.029		118.273	Supersport-2 2023
Best Qualifying Lap	Alastair Seeley	Yamaha	4	35.624		117.160	Thu Qualifying 2014
Best Sector 1	Richard Cooper	Yamaha	2	01.979		120.016	Supersport-1 2023
Best Sector 2	Richard Cooper	Yamaha	1	25.063		130.435	Supersport-2 2023
Best Sector 3	Peter Hickman	Triumph	1	03.777		102.818	Supersport-2 2023
Ideal Lap (sum of best sectors)			4	30.819		119.238	
Difference (Best Lap – Ideal Lap)					2.210		
Race Record	Lee Johnston	Yamaha	6	27	31.644	117.003	Supersport-2 2022

<b>SUPERSTOCK</b>	<b>Name</b>	<b>Machine</b>	<b>Laps</b>	<b>m</b>	<b>s</b>	<b>mph</b>	<b>Session &amp; Year</b>
Lap Record	Alastair Seeley	BMW	4	19.407		124.484	Superstock-2 2023
Best Qualifying Lap	Alastair Seeley	BMW	4	21.769		123.361	Tue Qualifying 2023
Best Sector 1	Alastair Seeley	BMW	1	55.789		126.432	Superstock-1 2023
Best Sector 2	Alastair Seeley	BMW	1	19.530		139.510	Superstock-2 2023
Best Sector 3	Peter Hickman	BMW	1	02.373		105.132	Superstock-1 2019
Ideal Lap (sum of best sectors)			4	17.692		125.312	
Difference (Best Lap – Ideal Lap)					1.715		
Race Record	Alastair Seeley	BMW	5	21	39.554	123.855	Superstock-1 2023

<b>SUPERBIKE</b>	<b>Name</b>	<b>Machine</b>	<b>Laps</b>	<b>m</b>	<b>s</b>	<b>mph</b>	<b>Session &amp; Year</b>
Lap Record	Peter Hickman	BMW	4	18.753		124.799	Superbike-1 2022
Best Qualifying Lap	Glenn Irwin	Honda	4	20.205		124.102	Thu Qualifying 2022
Best Sector 1	Peter Hickman	BMW	1	55.572		126.669	Superbike-1 2022
Best Sector 2	Alastair Seeley	BMW	1	18.990		140.463	Superbike-2 2023
Best Sector 3	Glenn Irwin	Honda	1	01.941		105.865	Superbike-2 2022
Ideal Lap (sum of best sectors)			4	16.503		125.893	
Difference (Best Lap – Ideal Lap)					2.250		
Race Record	Glenn Irwin	Honda	6	25	59.274	123.935	Superbike-1 2022

<b>Sector</b>	<b>Description</b>	<b>Distance</b>
Sector 1	Finish to Ballysally Roundabout	4.0665 miles
Sector 2	Ballysally Roundabout to Metropole	3.0820 miles
Sector 3	Metropole to Finish	1.8215 miles

## FASTEST SPEED TRAP SPEEDS

<b>Class</b>	<b>Name</b>	<b>Machine</b>	<b>mph</b>	<b>Session &amp; Year</b>
Superbike	Josh Brookes	BMW	212.4	2023 Thu Qualifying
Superbike	Bruce Anstey	Honda	209.8	2016 Superbike-1
Superbike	Alastair Seeley	BMW	209.1	2023 Thu Qualifying
Superbike	Martin Jessopp	Ducati	208	2012 Tue Qualifying
Superbike	Ian Hutchinson	BMW	207.8	2022 Superbike-2
Superbike	Peter Hickman	BMW	207.8	2023 Thu Qualifying
Superstock	Michael Dunlop	Honda	206.5	2023 Superstock-1
Supersport	Richard Cooper	Yamaha	187.0	2023 Supersport-1
Supertwin	Richard Cooper	Kawasaki	170.5	2023 Tue Qualifying

# BRIGGS EQUIPMENT NORTH WEST 2000

## SUPERTWIN

### Q4: First Qualifying

Wednesday, 08 May 2024



Qualifying Time

5:59.312


Qualifying Speed

89.872

Pos	Class	No	Name	Machine / Sponsor	Best Lap			Total Laps	Qualifying Laps
					Time	Behind	Speed		
<b>Qualifying Classification</b>									
1	TWN	99	Jeremy McWILLIAMS	Paton - Bayview Hotel / JMW	5:02.185		106.862	2	2
2	TWN	56	Adam McLEAN	Kawasaki - JMCC Roofing Racing	5:02.622	0.437	106.707	2	2
3	TWN	65	Michael SWEENEY	Aprilia - Michael Sweeney Racing	5:03.621	1.436	106.356	2	2
4	TWN	8	Christian ELKIN	Kawasaki - RB Eng / Woolich Racing	5:05.999	3.814	105.530	2	2
5	TWN	60	Peter HICKMAN	Yamaha - Swan Racing	5:07.280	5.095	105.090	2	2
6	TWN	17	Barry GRAHAM	Aprilia - DR Group/BG Boats & Cars	5:10.784	8.599	103.905	2	2
7	TWN	4	Michael RUTTER	Yamaha - Bathams Racing	5:10.983	8.798	103.838	2	2
8	TWN	9	Gary McCOY	Kawasaki - MadBros Racing	5:11.655	9.470	103.615	2	2
9	TWN	212	Dean McMASTER	Kawasaki - JMCC Roofing	5:17.347	15.162	101.756	2	2
10	TWN	222	Michael GAHAN	Kawasaki - Newline Elite Racing	5:23.383	21.198	99.857	2	2
11	TWN	42	Andy HORNBY	Paton	5:29.738	27.553	97.932	2	2
12	TWN	27	David MADSEN MYGDAL	Kawasaki - Team Gimbert	5:35.153	32.968	96.350	2	2
13	TWN	41	Aaron SPENCE	Aprilia - Spence Engineering	5:37.613	35.428	95.648	2	2
<b>Non Qualifiers</b>									
TWN	16	Mike BROWNE	Aprilia - Scott Racing		5:13.266	11.081	103.082	2	2
TWN	83	Gareth ARNOLD	Kawasaki - Cowton Racing		5:14.908	12.723	102.544	2	2
TWN	80	Barry FURBER	Yamaha - DC Autos		5:15.229	13.044	102.440	2	2
TWN	32	Martin MORRIS	Aprilia		5:16.138	13.953	102.145	2	2
TWN	35	Daniel INGHAM	Aprilia - Castings Technology		5:22.336	20.151	100.181	2	2
TWN	49	Michael REES	Paton - Rees Racing		5:22.633	20.448	100.089	2	2
TWN	39	Allann VENTER	Kawasaki - TH Racing/Hywel Griffiths		5:23.576	21.391	99.797	2	2
TWN	21	Phil STEWART	Kawasaki - Bawbag Racing		5:26.328	24.143	98.956	2	2
TWN	46	Anthony REDMOND	Aprilia - Reds Garage Ltd IOM		5:29.550	27.365	97.988	2	2
TWN	384	Mauro PONCINI	Yamaha - Delmo Racing		5:30.563	28.378	97.688	2	2
TWN	47	Richard COOPER	Kawasaki - Jack Reid Cars		5:30.752	28.567	97.632	2	2
TWN	828	Richard KAY	Aprilia - McCrum's / Romans 8:28		5:36.294	34.109	96.023	2	2
TWN	91	Graham McALEESE	Kawasaki		5:38.207	36.022	95.480	2	2
TWN	48	Mark JOHNSON	Kawasaki - MJ Racing		5:38.657	36.472	95.353	2	2
TWN	38	Paul WILLIAMS	Kawasaki - Golden Site Solutions		5:40.108	37.923	94.946	2	2
TWN	119	Kris DUNCAN	Aprilia - KD/TCC Racing		5:43.409	41.224	94.034	1	1
TWN	28	Garth WOODS	Kawasaki - Zeus Racing		5:45.689	43.504	93.413	2	2
TWN	58	Michael ALLEN	Aprilia - MPA		5:48.656	46.471	92.619	2	2
TWN	105	Darren DUNCAN	Kawasaki - Bike Move M/cycle Transport		5:53.524	51.339	91.343	2	2
TWN	5	Marty LENNON	Kawasaki - ML Designs		7:25.104	2:22.919	72.549	1	1
TWN	84	Maria COSTELLO	Kawasaki - Costello Racing by Galgorm Resort		7:37.683	2:35.498	70.555	1	1

Provisional result to be confirmed by the Stewards of the Meeting subject to completion of technical inspections & the time limit for protests

Page 1 / 1

Circuit	<b>The Triangle</b>	Signed	Organising Club	<b>Coleraine &amp; D MC</b>
Length(miles)	<b>8.9700</b> Lap 1 (8.8300)	 Chief Timekeeper	Qualifying Started	<b>14:26</b>
Weather	<b>Bright</b>	Issued At:	14:55	
Track	<b>Dry, 35°C</b>			



## SUPERTWIN

Q4: First Qualifying

Wednesday, 08 May 2024

## DETAILED SECTOR ANALYSIS

### Qualifying Classification

Position

**1** **99 Jeremy McWILLIAMS**

TWN Behind

Best Time **5:02.185** Best Speed **106.862** On **2** Gp

Lap	Lap Time	Lap Speed	Sector 1	Sector 2	Sector 3	Speed Trap
1	5:38.857	93.809		1:36.185	<b>1:14.261</b>	<b>163.8</b>
2	<b>5:02.185</b>	<b>106.862</b>	<b>2:14.887</b>	<b>1:35.772</b>		159.2
<i>Ideal</i>	<i>5:04.920</i>	<i>105.903</i>	<i>2:14.887</i>	<i>1:35.772</i>	<i>1:14.261</i>	<i>163.8</i>

**2** **56 Adam McLEAN**

TWN Behind **0.437**

Best Time **5:02.622** Best Speed **106.707** On **2** Gp

Lap	Lap Time	Lap Speed	Sector 1	Sector 2	Sector 3	Speed Trap
1	5:12.000	101.885		1:38.972	<b>1:08.942</b>	151.0
2	<b>5:02.622</b>	<b>106.707</b>	<b>2:15.107</b>	<b>1:38.218</b>	1:09.297	<b>152.3</b>
<i>Ideal</i>	<i>5:02.267</i>	<i>106.833</i>	<i>2:15.107</i>	<i>1:38.218</i>	<i>1:08.942</i>	<i>152.3</i>

**3** **65 Michael SWEENEY**

TWN Behind **1.436**

Best Time **5:03.621** Best Speed **106.356** On **2** Gp

Lap	Lap Time	Lap Speed	Sector 1	Sector 2	Sector 3	Speed Trap
1	5:21.803	98.781		1:37.363	1:11.553	<b>153.4</b>
2	<b>5:03.621</b>	<b>106.356</b>	<b>2:16.916</b>	<b>1:36.714</b>	<b>1:09.991</b>	<b>153.4</b>
<i>Ideal</i>	<i>5:03.621</i>	<i>106.356</i>	<i>2:16.916</i>	<i>1:36.714</i>	<i>1:09.991</i>	<i>153.4</i>

**4** **8 Christian ELKIN**

TWN Behind **3.814**

Best Time **5:05.999** Best Speed **105.530** On **2** Gp

Lap	Lap Time	Lap Speed	Sector 1	Sector 2	Sector 3	Speed Trap
1	5:36.800	94.382		1:37.485	<b>1:10.667</b>	<b>155.5</b>
2	<b>5:05.999</b>	<b>105.530</b>	<b>2:17.955</b>	<b>1:37.315</b>	1:10.729	153.4
<i>Ideal</i>	<i>5:05.937</i>	<i>105.551</i>	<i>2:17.955</i>	<i>1:37.315</i>	<i>1:10.667</i>	<i>155.5</i>

**5** **60 Peter HICKMAN**

TWN Behind **5.095**

Best Time **5:07.280** Best Speed **105.090** On **2** Gp

Lap	Lap Time	Lap Speed	Sector 1	Sector 2	Sector 3	Speed Trap
1	5:08.738	102.961		1:36.138	<b>1:09.356</b>	<b>157.7</b>
2	<b>5:07.280</b>	<b>105.090</b>	<b>2:13.291</b>	<b>1:34.951</b>		156.9
<i>Ideal</i>	<i>4:57.598</i>	<i>108.509</i>	<i>2:13.291</i>	<i>1:34.951</i>	<i>1:09.356</i>	<i>157.7</i>

### Qualifying Classification

Position

**6** **17 Barry GRAHAM**

TWN Behind **8.599**

Best Time **5:10.784** Best Speed **103.905** On **2** Gp

Lap	Lap Time	Lap Speed	Sector 1	Sector 2	Sector 3	Speed Trap
1	5:16.433	100.457		<b>1:39.461</b>	1:12.965	<b>155.1</b>
2	<b>5:10.784</b>	<b>103.905</b>	<b>2:19.866</b>	1:39.856	<b>1:11.062</b>	154.8
<i>Ideal</i>	<i>5:10.389</i>	<i>104.037</i>	<i>2:19.866</i>	<i>1:39.461</i>	<i>1:11.062</i>	<i>155.1</i>

**7** **4 Michael RUTTER**

TWN Behind **8.798**

Best Time **5:10.983** Best Speed **103.838** On **2** Gp

Lap	Lap Time	Lap Speed	Sector 1	Sector 2	Sector 3	Speed Trap
1	5:55.420	89.438		1:40.530	1:12.253	150.6
2	<b>5:10.983</b>	<b>103.838</b>	<b>2:20.456</b>	<b>1:39.287</b>	<b>1:11.240</b>	<b>152.3</b>
<i>Ideal</i>	<i>5:10.983</i>	<i>103.838</i>	<i>2:20.456</i>	<i>1:39.287</i>	<i>1:11.240</i>	<i>152.3</i>

**8** **9 Gary McCOY**

TWN Behind **9.470**

Best Time **5:11.655** Best Speed **103.615** On **2** Gp

Lap	Lap Time	Lap Speed	Sector 1	Sector 2	Sector 3	Speed Trap
1	5:25.814	97.565		<b>1:40.194</b>	1:12.220	<b>156.9</b>
2	<b>5:11.655</b>	<b>103.615</b>	<b>2:19.649</b>	1:41.048	<b>1:10.958</b>	150.6
<i>Ideal</i>	<i>5:10.801</i>	<i>103.899</i>	<i>2:19.649</i>	<i>1:40.194</i>	<i>1:10.958</i>	<i>156.9</i>

**9** **212 Dean McMASTER**

TWN Behind **15.162**

Best Time **5:17.347** Best Speed **101.756** On **2** Gp

Lap	Lap Time	Lap Speed	Sector 1	Sector 2	Sector 3	Speed Trap
1	5:39.857	93.533		<b>1:42.450</b>	<b>1:13.476</b>	<b>151.6</b>
2	<b>5:17.347</b>	<b>101.756</b>	<b>2:20.455</b>	1:42.793	1:14.099	151.3
<i>Ideal</i>	<i>5:16.381</i>	<i>102.067</i>	<i>2:20.455</i>	<i>1:42.450</i>	<i>1:13.476</i>	<i>151.6</i>

**10** **222 Michael GAHAN**

TWN Behind **21.198**

Best Time **5:23.383** Best Speed **99.857** On **2** Gp

Lap	Lap Time	Lap Speed	Sector 1	Sector 2	Sector 3	Speed Trap
1	5:51.711	90.381		1:43.515	1:16.496	150.3
2	<b>5:23.383</b>	<b>99.857</b>	<b>2:25.704</b>	<b>1:43.091</b>	<b>1:14.588</b>	<b>151.6</b>
<i>Ideal</i>	<i>5:23.383</i>	<i>99.857</i>	<i>2:25.704</i>	<i>1:43.091</i>	<i>1:14.588</i>	<i>151.6</i>

## SUPERTWIN

Q4: First Qualifying

Wednesday, 08 May 2024

## DETAILED SECTOR ANALYSIS

### Qualifying Classification

Position

<b>11</b>	<b>42 Andy HORNBY</b>	TWN	Behind	<b>27.553</b>		
Best Time	<b>5:29.738</b>	Best Speed	<b>97.932</b>	On 2 Gp		
Lap	Lap Time	Lap Speed	Sector 1	Sector 2	Sector 3	Speed Trap
1	5:49.995	90.824	<b>1:44.304</b>	<b>1:17.791</b>	<b>154.1</b>	
2	<b>5:29.738</b>	<b>97.932</b>	<b>2:27.092</b>	1:44.744	1:17.902	152.0
Ideal	<b>5:29.187</b>	<b>98.096</b>	<b>2:27.092</b>	<b>1:44.304</b>	<b>1:17.791</b>	<b>154.1</b>

<b>12</b>	<b>27 David MADSEN MYGDAL</b>	TWN	Behind	<b>32.968</b>		
Best Time	<b>5:35.153</b>	Best Speed	<b>96.350</b>	On 2 Gp		
Lap	Lap Time	Lap Speed	Sector 1	Sector 2	Sector 3	Speed Trap
1	5:56.349	89.205	1:47.588	1:19.426	137.1	
2	<b>5:35.153</b>	<b>96.350</b>	<b>2:29.601</b>	<b>1:46.573</b>	<b>1:18.979</b>	<b>149.6</b>
Ideal	<b>5:35.153</b>	<b>96.350</b>	<b>2:29.601</b>	<b>1:46.573</b>	<b>1:18.979</b>	<b>149.6</b>

<b>13</b>	<b>41 Aaron SPENCE</b>	TWN	Behind	<b>35.428</b>		
Best Time	<b>5:37.613</b>	Best Speed	<b>95.648</b>	On 2 Gp		
Lap	Lap Time	Lap Speed	Sector 1	Sector 2	Sector 3	Speed Trap
1	5:50.422	90.713	<b>1:44.576</b>	<b>1:17.746</b>	148.6	
2	<b>5:37.613</b>	<b>95.648</b>	<b>2:25.092</b>	1:45.440	1:27.081	<b>151.0</b>
Ideal	<b>5:27.414</b>	<b>98.627</b>	<b>2:25.092</b>	<b>1:44.576</b>	<b>1:17.746</b>	<b>151.0</b>

### Non Qualifiers

Position

<b>16 Mike BROWNE</b>	TWN	Behind	<b>11.081</b>			
Best Time	<b>5:13.266</b>	Best Speed	<b>103.082</b>	On 2 Gp		
Lap	Lap Time	Lap Speed	Sector 1	Sector 2	Sector 3	Speed Trap
1	7:44.881	68.379	1:39.685	<b>1:11.389</b>	155.5	
2	<b>5:13.266</b>	<b>103.082</b>	<b>2:16.111</b>	<b>1:36.640</b>	<b>156.6</b>	
Ideal	<b>5:04.140</b>	<b>106.175</b>	<b>2:16.111</b>	<b>1:36.640</b>	<b>1:11.389</b>	<b>156.6</b>

### Non Qualifiers

Position

<b>83 Gareth ARNOLD</b>	TWN	Behind	<b>12.723</b>			
Best Time	<b>5:14.908</b>	Best Speed	<b>102.544</b>	On 2 Gp		
Lap	Lap Time	Lap Speed	Sector 1	Sector 2	Sector 3	Speed Trap
1	6:19.240	83.820	<b>1:39.928</b>	1:16.246	151.3	
2	<b>5:14.908</b>	<b>102.544</b>	<b>2:21.033</b>	1:40.835	<b>1:13.040</b>	<b>154.4</b>
Ideal	<b>5:14.001</b>	<b>102.840</b>	<b>2:21.033</b>	<b>1:39.928</b>	<b>1:13.040</b>	<b>154.4</b>

<b>80 Barry FURBER</b>	TWN	Behind	<b>13.044</b>			
Best Time	<b>5:15.229</b>	Best Speed	<b>102.440</b>	On 2 Gp		
Lap	Lap Time	Lap Speed	Sector 1	Sector 2	Sector 3	Speed Trap
1	6:02.037	87.803	1:40.280	<b>1:14.899</b>	<b>156.9</b>	
2	<b>5:15.229</b>	<b>102.440</b>	<b>2:20.060</b>	<b>1:39.947</b>	1:15.222	154.8
Ideal	<b>5:14.906</b>	<b>102.545</b>	<b>2:20.060</b>	<b>1:39.947</b>	<b>1:14.899</b>	<b>156.9</b>

<b>32 Martin MORRIS</b>	TWN	Behind	<b>13.953</b>			
Best Time	<b>5:16.138</b>	Best Speed	<b>102.145</b>	On 2 Gp		
Lap	Lap Time	Lap Speed	Sector 1	Sector 2	Sector 3	Speed Trap
1	6:21.350	83.356	1:42.663	1:15.894	156.6	
2	<b>5:16.138</b>	<b>102.145</b>	<b>2:22.618</b>	<b>1:40.483</b>	<b>1:13.037</b>	<b>157.3</b>
Ideal	<b>5:16.138</b>	<b>102.145</b>	<b>2:22.618</b>	<b>1:40.483</b>	<b>1:13.037</b>	<b>157.3</b>

<b>35 Daniel INGHAM</b>	TWN	Behind	<b>20.151</b>			
Best Time	<b>5:22.336</b>	Best Speed	<b>100.181</b>	On 2 Gp		
Lap	Lap Time	Lap Speed	Sector 1	Sector 2	Sector 3	Speed Trap
1	6:11.266	85.621	1:44.708	1:16.501	<b>148.6</b>	
2	<b>5:22.336</b>	<b>100.181</b>	<b>2:23.883</b>	<b>1:44.324</b>	<b>1:14.129</b>	148.3
Ideal	<b>5:22.336</b>	<b>100.181</b>	<b>2:23.883</b>	<b>1:44.324</b>	<b>1:14.129</b>	<b>148.6</b>

<b>49 Michael REES</b>	TWN	Behind	<b>20.448</b>			
Best Time	<b>5:22.633</b>	Best Speed	<b>100.089</b>	On 2 Gp		
Lap	Lap Time	Lap Speed	Sector 1	Sector 2	Sector 3	Speed Trap
1	6:02.189	87.766	1:42.312	1:17.865	<b>145.4</b>	
2	<b>5:22.633</b>	<b>100.089</b>	<b>2:23.293</b>	<b>1:42.188</b>	<b>1:17.152</b>	143.6
Ideal	<b>5:22.633</b>	<b>100.089</b>	<b>2:23.293</b>	<b>1:42.188</b>	<b>1:17.152</b>	<b>145.4</b>

## SUPERTWIN

### Q4: First Qualifying

Wednesday, 08 May 2024

## DETAILED SECTOR ANALYSIS

### Non Qualifiers

Position

#### 39 Allann VENTER

TWN Behind **21.391**  
 Best Time **5:23.576** Best Speed **99.797** On **2** Gp

Lap	Lap Time	Lap Speed	Sector 1	Sector 2	Sector 3	Speed Trap
1	6:13.668	85.070	1:47.727	1:18.536	146.4	
2	<b>5:23.576</b>	<b>99.797</b>	<b>2:25.707</b>	<b>1:42.273</b>	<b>1:15.596</b>	<b>150.6</b>
<i>Ideal</i>	<i>5:23.576</i>	<i>99.797</i>	<i>2:25.707</i>	<i>1:42.273</i>	<i>1:15.596</i>	<i>150.6</i>

#### 21 Phil STEWART

TWN Behind **24.143**  
 Best Time **5:26.328** Best Speed **98.956** On **2** Gp

Lap	Lap Time	Lap Speed	Sector 1	Sector 2	Sector 3	Speed Trap
1	6:16.115	84.517	1:43.708	<b>1:16.884</b>	139.7	
2	<b>5:26.328</b>	<b>98.956</b>	<b>2:25.772</b>	<b>1:42.989</b>		<b>143.3</b>
<i>Ideal</i>	<i>5:25.645</i>	<i>99.163</i>	<i>2:25.772</i>	<i>1:42.989</i>	<i>1:16.884</i>	<i>143.3</i>

#### 46 Anthony REDMOND

TWN Behind **27.365**  
 Best Time **5:29.550** Best Speed **97.988** On **2** Gp

Lap	Lap Time	Lap Speed	Sector 1	Sector 2	Sector 3	Speed Trap
1	7:25.798	71.306	1:45.675	<b>1:15.297</b>	136.0	
2	<b>5:29.550</b>	<b>97.988</b>	<b>2:27.092</b>	<b>1:45.505</b>	1:16.953	<b>138.3</b>
<i>Ideal</i>	<i>5:27.894</i>	<i>98.483</i>	<i>2:27.092</i>	<i>1:45.505</i>	<i>1:15.297</i>	<i>138.3</i>

#### 384 Mauro PONCINI

TWN Behind **28.378**  
 Best Time **5:30.563** Best Speed **97.688** On **2** Gp

Lap	Lap Time	Lap Speed	Sector 1	Sector 2	Sector 3	Speed Trap
1	6:14.126	84.966	1:48.670	1:17.315	136.6	
2	<b>5:30.563</b>	<b>97.688</b>	<b>2:29.205</b>	<b>1:46.106</b>	<b>1:15.252</b>	<b>136.9</b>
<i>Ideal</i>	<i>5:30.563</i>	<i>97.688</i>	<i>2:29.205</i>	<i>1:46.106</i>	<i>1:15.252</i>	<i>136.9</i>

#### 47 Richard COOPER

TWN Behind **28.567**  
 Best Time **5:30.752** Best Speed **97.632** On **2** Gp

Lap	Lap Time	Lap Speed	Sector 1	Sector 2	Sector 3	Speed Trap
1	8:23.410	63.145	1:36.140	<b>1:10.033</b>	<b>156.9</b>	
2	<b>5:30.752</b>	<b>97.632</b>	<b>2:16.169</b>	<b>1:35.945</b>	156.2	
<i>Ideal</i>	<i>5:02.147</i>	<i>106.875</i>	<i>2:16.169</i>	<i>1:35.945</i>	<i>1:10.033</i>	<i>156.9</i>

### Non Qualifiers

Position

#### 828 Richard KAY

TWN Behind **34.109**  
 Best Time **5:36.294** Best Speed **96.023** On **2** Gp

Lap	Lap Time	Lap Speed	Sector 1	Sector 2	Sector 3	Speed Trap
1	6:24.578	82.657		<b>1:47.106</b>	<b>1:18.164</b>	149.0
2	<b>5:36.294</b>	<b>96.023</b>	<b>2:28.875</b>	1:48.036	1:19.383	<b>149.6</b>
<i>Ideal</i>	<i>5:34.145</i>	<i>96.641</i>	<i>2:28.875</i>	<i>1:47.106</i>	<i>1:18.164</i>	<i>149.6</i>

#### 91 Graham McALEESE

TWN Behind **36.022**  
 Best Time **5:38.207** Best Speed **95.480** On **2** Gp

Lap	Lap Time	Lap Speed	Sector 1	Sector 2	Sector 3	Speed Trap
1	6:19.067	83.859		<b>1:49.017</b>	1:20.283	<b>143.6</b>
2	<b>5:38.207</b>	<b>95.480</b>	<b>2:30.210</b>	1:49.093	<b>1:18.904</b>	140.6
<i>Ideal</i>	<i>5:38.131</i>	<i>95.501</i>	<i>2:30.210</i>	<i>1:49.017</i>	<i>1:18.904</i>	<i>143.6</i>

#### 48 Mark JOHNSON

TWN Behind **36.472**  
 Best Time **5:38.657** Best Speed **95.353** On **2** Gp

Lap	Lap Time	Lap Speed	Sector 1	Sector 2	Sector 3	Speed Trap
1	6:35.216	80.432		<b>1:47.177</b>	1:20.943	140.9
2	<b>5:38.657</b>	<b>95.353</b>	<b>2:31.302</b>	1:47.627	<b>1:19.728</b>	<b>144.5</b>
<i>Ideal</i>	<i>5:38.207</i>	<i>95.480</i>	<i>2:31.302</i>	<i>1:47.177</i>	<i>1:19.728</i>	<i>144.5</i>

#### 38 Paul WILLIAMS

TWN Behind **37.923**  
 Best Time **5:40.108** Best Speed **94.946** On **2** Gp

Lap	Lap Time	Lap Speed	Sector 1	Sector 2	Sector 3	Speed Trap
1	6:32.607	80.966		<b>1:44.261</b>	<b>1:15.350</b>	<b>152.0</b>
2	<b>5:40.108</b>	<b>94.946</b>	<b>2:24.531</b>	1:44.539		148.3
<i>Ideal</i>	<i>5:24.142</i>	<i>99.623</i>	<i>2:24.531</i>	<i>1:44.261</i>	<i>1:15.350</i>	<i>152.0</i>

#### 119 Kris DUNCAN

TWN Behind **41.224**  
 Best Time **5:43.409** Best Speed **94.034** On **1** Gp

Lap	Lap Time	Lap Speed	Sector 1	Sector 2	Sector 3	Speed Trap
1	<b>5:43.409</b>	92.566		<b>1:41.051</b>		<b>149.0</b>
<i>Ideal</i>	<i>0.000</i>	<i>0.000</i>		<i>1:41.051</i>		<i>149.0</i>

### Non Qualifiers

Position

#### 28 Garth WOODS

TWN Behind **43.504**Best Time **5:45.689** Best Speed **93.413** On **2** Gp

Lap	Lap Time	Lap Speed	Sector 1	Sector 2	Sector 3	Speed Trap
1	6:21.007	83.432		1:51.351	1:23.114	141.5
2	<b>5:45.689</b>	<b>93.413</b>	<b>2:33.989</b>	<b>1:49.707</b>	<b>1:21.993</b>	<b>144.5</b>
<i>Ideal</i>	<i>5:45.689</i>	<i>93.413</i>	<i>2:33.989</i>	<i>1:49.707</i>	<i>1:21.993</i>	<i>144.5</i>

#### 58 Michael ALLEN

TWN Behind **46.471**Best Time **5:48.656** Best Speed **92.619** On **2** Gp

Lap	Lap Time	Lap Speed	Sector 1	Sector 2	Sector 3	Speed Trap
1	6:47.519	78.004		1:49.541	1:25.792	<b>149.3</b>
2	<b>5:48.656</b>	<b>92.619</b>	<b>2:37.323</b>	<b>1:48.441</b>	<b>1:22.892</b>	145.1
<i>Ideal</i>	<i>5:48.656</i>	<i>92.619</i>	<i>2:37.323</i>	<i>1:48.441</i>	<i>1:22.892</i>	<i>149.3</i>

#### 105 Darren DUNCAN

TWN Behind **51.339**Best Time **5:53.524** Best Speed **91.343** On **2** Gp

Lap	Lap Time	Lap Speed	Sector 1	Sector 2	Sector 3	Speed Trap
1	6:47.752	77.959		1:54.702	1:24.714	132.0
2	<b>5:53.524</b>	<b>91.343</b>	<b>2:38.143</b>	<b>1:52.899</b>	<b>1:22.482</b>	<b>139.1</b>
<i>Ideal</i>	<i>5:53.524</i>	<i>91.343</i>	<i>2:38.143</i>	<i>1:52.899</i>	<i>1:22.482</i>	<i>139.1</i>

#### 5 Marty LENNON

TWN Behind **2:22.919**Best Time **7:25.104** Best Speed **72.549** On **1** Gp

Lap	Lap Time	Lap Speed	Sector 1	Sector 2	Sector 3	Speed Trap
1	<b>7:25.104</b>	71.417		<b>1:41.582</b>		<b>152.7</b>
<i>Ideal</i>	<i>0.000</i>	<i>0.000</i>		<i>1:41.582</i>		<i>152.7</i>

#### 84 Maria COSTELLO

TWN Behind **2:35.498**Best Time **7:37.683** Best Speed **70.555** On **1** Gp

Lap	Lap Time	Lap Speed	Sector 1	Sector 2	Sector 3	Speed Trap
1	<b>7:37.683</b>	69.454		<b>1:46.858</b>		<b>138.5</b>
<i>Ideal</i>	<i>0.000</i>	<i>0.000</i>		<i>1:46.858</i>		<i>138.5</i>



# BRIGGS EQUIPMENT NORTH WEST 2000

## SUPERTWIN

### Q4: First Qualifying

## SECTOR ANALYSIS

Perfect Lap (sum of best sectors) = 4:57.184



## IDEAL / BEST COMPARISON

SECTOR 1 FINISH - BALLYSALLY			SECTOR 2 BALLYSALLY - METROPOLE		SECTOR 3 METROPOLE - FINISH		IDEAL / BEST COMPARISON				
Pos	No Name	Time	No Name	Time	No Name	Time	Pos	No Name	Ideal Time	Best Time	Diff
1	60 Peter HICKMAN	2:13.291	60 Peter HICKMAN	1:34.951	56 Adam McLEAN	1:08.942	1	99 Jeremy McWILLIAMS	5:04.920	5:02.185	2.735
2	99 Jeremy McWILLIAMS	2:14.887	99 Jeremy McWILLIAMS	1:35.772	60 Peter HICKMAN	1:09.356	2	56 Adam McLEAN	5:02.267	5:02.622	0.355
3	56 Adam McLEAN	2:15.107	47 Richard COOPER	1:35.945	65 Michael SWEENEY	1:09.991	3	65 Michael SWEENEY	5:03.621	5:03.621	0.000
4	16 Mike BROWNE	2:16.111	16 Mike BROWNE	1:36.640	47 Richard COOPER	1:10.033	4	8 Christian ELKIN	5:05.937	5:05.999	0.062
5	47 Richard COOPER	2:16.169	65 Michael SWEENEY	1:36.714	8 Christian ELKIN	1:10.667	5	60 Peter HICKMAN	4:57.598	5:07.280	9.682
6	65 Michael SWEENEY	2:16.916	8 Christian ELKIN	1:37.315	9 Gary McCOY	1:10.958	6	17 Barry GRAHAM	5:10.389	5:10.784	0.395
7	8 Christian ELKIN	2:17.955	56 Adam McLEAN	1:38.218	17 Barry GRAHAM	1:11.062	7	4 Michael RUTTER	5:10.983	5:10.983	0.000
8	9 Gary McCOY	2:19.649	4 Michael RUTTER	1:39.287	4 Michael RUTTER	1:11.240	8	9 Gary McCOY	5:10.801	5:11.655	0.854
9	17 Barry GRAHAM	2:19.866	17 Barry GRAHAM	1:39.461	16 Mike BROWNE	1:11.389	9	16 Mike BROWNE	5:04.140	5:13.266	9.126
10	80 Barry FURBER	2:20.060	83 Gareth ARNOLD	1:39.928	32 Martin MORRIS	1:13.037	10	83 Gareth ARNOLD	5:14.001	5:14.908	0.907
11	212 Dean McMASTER	2:20.455	80 Barry FURBER	1:39.947	83 Gareth ARNOLD	1:13.040	11	80 Barry FURBER	5:14.906	5:15.229	0.323
12	4 Michael RUTTER	2:20.456	9 Gary McCOY	1:40.194	212 Dean McMASTER	1:13.476	12	32 Martin MORRIS	5:16.138	5:16.138	0.000
13	83 Gareth ARNOLD	2:21.033	32 Martin MORRIS	1:40.483	35 Daniel INGHAM	1:14.129	13	212 Dean McMASTER	5:16.381	5:17.347	0.966
14	32 Martin MORRIS	2:22.618	119 Kris DUNCAN	1:41.051	99 Jeremy McWILLIAMS	1:14.261	14	35 Daniel INGHAM	5:22.336	5:22.336	0.000
15	49 Michael REES	2:23.293	5 Marty LENNON	1:41.582	222 Michael GAHAN	1:14.588	15	49 Michael REES	5:22.633	5:22.633	0.000
16	35 Daniel INGHAM	2:23.883	49 Michael REES	1:42.188	80 Barry FURBER	1:14.899	16	222 Michael GAHAN	5:23.383	5:23.383	0.000
17	38 Paul WILLIAMS	2:24.531	39 Allann VENTER	1:42.273	384 Mauro PONCINI	1:15.252	17	39 Allann VENTER	5:23.576	5:23.576	0.000
18	41 Aaron SPENCE	2:25.092	212 Dean McMASTER	1:42.450	46 Anthony REDMOND	1:15.297	18	21 Phil STEWART	5:25.645	5:26.328	0.683
19	222 Michael GAHAN	2:25.704	21 Phil STEWART	1:42.989	38 Paul WILLIAMS	1:15.350	19	46 Anthony REDMOND	5:27.894	5:29.550	1.656
20	39 Allann VENTER	2:25.707	222 Michael GAHAN	1:43.091	39 Allann VENTER	1:15.596	20	42 Andy HORNBY	5:29.187	5:29.738	0.551
21	21 Phil STEWART	2:25.772	38 Paul WILLIAMS	1:44.261	21 Phil STEWART	1:16.884	21	384 Mauro PONCINI	5:30.563	5:30.563	0.000
22	46 Anthony REDMOND	2:27.092	42 Andy HORNBY	1:44.304	49 Michael REES	1:17.152	22	47 Richard COOPER	5:02.147	5:30.752	28.605
23	42 Andy HORNBY	2:27.092	35 Daniel INGHAM	1:44.324	41 Aaron SPENCE	1:17.746	23	27 David MADSEN MYGDAL	5:35.153	5:35.153	0.000
24	828 Richard KAY	2:28.875	41 Aaron SPENCE	1:44.576	42 Andy HORNBY	1:17.791	24	828 Richard KAY	5:34.145	5:36.294	2.149
25	384 Mauro PONCINI	2:29.205	46 Anthony REDMOND	1:45.505	828 Richard KAY	1:18.164	25	41 Aaron SPENCE	5:27.414	5:37.613	10.199
26	27 David MADSEN MYGDAL	2:29.601	384 Mauro PONCINI	1:46.106	91 Graham McALEESE	1:18.904	26	91 Graham McALEESE	5:38.131	5:38.207	0.076
27	91 Graham McALEESE	2:30.210	27 David MADSEN MYGDAL	1:46.573	27 David MADSEN MYGDAL	1:18.979	27	48 Mark JOHNSON	5:38.207	5:38.657	0.450
28	48 Mark JOHNSON	2:31.302	84 Maria COSTELLO	1:46.858	48 Mark JOHNSON	1:19.728	28	38 Paul WILLIAMS	5:24.142	5:40.108	15.966
29	28 Garth WOODS	2:33.989	828 Richard KAY	1:47.106	28 Garth WOODS	1:21.993	29	28 Garth WOODS	5:45.689	5:45.689	0.000
30	58 Michael ALLEN	2:37.323	48 Mark JOHNSON	1:47.177	105 Darren DUNCAN	1:22.482	30	58 Michael ALLEN	5:48.656	5:48.656	0.000
31	105 Darren DUNCAN	2:38.143	58 Michael ALLEN	1:48.441	58 Michael ALLEN	1:22.892	31	105 Darren DUNCAN	5:53.524	5:53.524	0.000
			91 Graham McALEESE	1:49.017							
			28 Garth WOODS	1:49.707							
			105 Darren DUNCAN	1:52.899							

## SPEED TRAP ON APPROACH TO UNIVERSITY

Class	No/Name	Fastest	Lap 1	Lap 2	Lap 3	Lap 4	Lap 5	Lap 6	Lap 7	Lap 8	Lap 9	Lap 10	Lap 11	Lap 12
TWN	99	Jeremy McWILLIAMS	163.8	163.8	159.2									
TWN	60	Peter HICKMAN	157.7	157.7	156.9									
TWN	32	Martin MORRIS	157.3	156.6	157.3									
TWN	47	Richard COOPER	156.9	156.9	156.2									
TWN	9	Gary McCOY	156.9	156.9	150.6									
TWN	80	Barry FURBER	156.9	156.9	154.8									
TWN	16	Mike BROWNE	156.6	155.5	156.6									
TWN	8	Christian ELKIN	155.5	155.5	153.4									
TWN	17	Barry GRAHAM	155.1	155.1	154.8									
TWN	83	Gareth ARNOLD	154.4	151.3	154.4									
TWN	42	Andy HORNBY	154.1	154.1	152.0									
TWN	65	Michael SWEENEY	153.4	153.4	153.4									
TWN	5	Marty LENNON	152.7	152.7										
TWN	4	Michael RUTTER	152.3	150.6	152.3									
TWN	56	Adam McLEAN	152.3	151.0	152.3									
TWN	38	Paul WILLIAMS	152.0	152.0	148.3									
TWN	212	Dean McMASTER	151.6	151.6	151.3									
TWN	222	Michael GAHAN	151.6	150.3	151.6									
TWN	41	Aaron SPENCE	151.0	148.6	151.0									
TWN	39	Allann VENTER	150.6	146.4	150.6									
TWN	828	Richard KAY	149.6	149.0	149.6									
TWN	27	David MADSEN MYGDAL	149.6	137.1	149.6									
TWN	58	Michael ALLEN	149.3	149.3	145.1									
TWN	119	Kris DUNCAN	149.0	149.0										
TWN	35	Daniel INGHAM	148.6	148.6	148.3									
TWN	49	Michael REES	145.4	145.4	143.6									
TWN	48	Mark JOHNSON	144.5	140.9	144.5									
TWN	28	Garth WOODS	144.5	141.5	144.5									
TWN	91	Graham McALEESE	143.6	143.6	140.6									
TWN	21	Phil STEWART	143.3	139.7	143.3									
TWN	105	Darren DUNCAN	139.1	132.0	139.1									
TWN	84	Maria COSTELLO	138.5	138.5										
TWN	46	Anthony REDMOND	138.3	136.0	138.3									
TWN	384	Mauro PONCINI	136.9	136.6	136.9									

# BRIGGS EQUIPMENT NORTH WEST 2000

## SUPERTWIN

Q1: Second Qualifying

Thursday, 09 May 2024



Qualifying Time

5:50.966


Qualifying Speed

92.009

Pos	Class	No	Name	Machine / Sponsor	Best Lap			Total Laps	Qualifying Laps
					Time	Behind	Speed On		
<b>Qualifying Classification</b>									
1	TWN	60	Peter HICKMAN	Yamaha - Swan Racing	4:51.323		110.846	6	5
2	TWN	47	Richard COOPER	Kawasaki - Jack Reid Cars	4:54.118	2.795	109.793	5	5
3	TWN	99	Jeremy McWILLIAMS	Paton - Bayview Hotel / JMW	4:58.431	7.108	108.206	2	3
4	TWN	16	Mike BROWNE	Aprilia - Scott Racing	4:58.822	7.499	108.064	5	4
5	TWN	8	Christian ELKIN	Kawasaki - RB Eng / Woolich Racing	5:01.695	10.372	107.035	6	5
6	TWN	9	Gary McCOY	Kawasaki - MadBros Racing	5:05.537	14.214	105.689	4	3
7	TWN	4	Michael RUTTER	Yamaha - Bathams Racing	5:05.792	14.469	105.601	3	3
8	TWN	83	Gareth ARNOLD	Kawasaki - Cowton Racing	5:06.130	14.807	105.485	6	4
9	TWN	17	Barry GRAHAM	Aprilia - DR Group/BG Boats & Cars	5:07.840	16.517	104.899	5	6
10	TWN	65	Michael SWEENEY	Aprilia - Michael Sweeney Racing	5:09.639	18.316	104.289	2	3
11	TWN	80	Barry FURBER	Yamaha - DC Autos	5:09.825	18.502	104.227	4	4
12	TWN	32	Martin MORRIS	Aprilia	5:10.097	18.774	104.135	4	5
13	TWN	119	Kris DUNCAN	Aprilia - KD/TCC Racing	5:13.037	21.714	103.157	2	2
14	TWN	212	Dean McMASTER	Kawasaki - JMcC Roofing	5:13.409	22.086	103.035	4	6
15	TWN	41	Aaron SPENCE	Aprilia - Spence Engineering	5:13.692	22.369	102.942	5	4
16	TWN	39	Allann VENTER	Kawasaki - TH Racing/Hywel Griffiths	5:14.179	22.856	102.782	3	5
17	TWN	81	Eoin Ó SIOCHRU	Aprilia - Roadhouse Macau Racing	5:14.832	23.509	102.569	5	6
18	TWN	35	Daniel INGHAM	Aprilia - Castings Technology	5:15.166	23.843	102.460	4	4
19	TWN	49	Michael REES	Paton - Rees Racing	5:15.949	24.626	102.206	3	5
20	TWN	21	Phil STEWART	Kawasaki - Bawbag Racing	5:16.010	24.687	102.187	4	4
21	TWN	38	Paul WILLIAMS	Kawasaki - Golden Site Solutions	5:17.668	26.345	101.653	2	4
22	TWN	384	Mauro PONCINI	Yamaha - Delmo Racing	5:18.654	27.331	101.339	6	6
23	TWN	222	Michael GAHAN	Kawasaki - Newline Elite Racing	5:19.057	27.734	101.211	3	6
24	TWN	46	Anthony REDMOND	Aprilia - Reds Garage Ltd IOM	5:21.230	29.907	100.526	5	6
25	TWN	59	Darragh TRAPPE	Kawasaki - STS Racing by MSS	5:26.346	35.023	98.950	5	4
26	TWN	42	Andy HORNBY	Paton	5:26.376	35.053	98.941	3	3
27	TWN	27	David MADSEN MYGDAL	Kawasaki - Team Gimbert	5:29.958	38.635	97.867	2	5
28	TWN	58	Michael ALLEN	Aprilia - MPA	5:30.249	38.926	97.781	2	4
29	TWN	84	María COSTELLO	Kawasaki - Costello Racing by Galgorm Resort	5:31.183	39.860	97.505	4	4
30	TWN	48	Mark JOHNSON	Kawasaki - MJ Racing	5:31.249	39.926	97.486	4	4
31	TWN	828	Richard KAY	Aprilia - McCrum's / Romans 8:28	5:33.975	42.652	96.690	4	5
32	TWN	105	Darren DUNCAN	Kawasaki - Bike Move M/cycle Transport	5:40.649	49.326	94.796	5	5
<b>Non Qualifiers</b>									
TWN	28	Garth WOODS	Kawasaki - Zeus Racing		5:44.860	53.537	93.638	3	1
TWN	56	Adam McLEAN	Kawasaki - JMcC Roofing Racing		12:54.460	8:03.137	41.696	1	0
TWN	91	Graham McALEESE	Kawasaki		30:39.628	25:48.305	17.554	1	0

Provisional result to be confirmed by the Stewards of the Meeting subject to completion of technical inspections & the time limit for protests

Page 1 / 1

Circuit	<b>The Triangle</b>	Signed	Organising Club	<b>Coleraine &amp; D MC</b>
Length(miles)	<b>8.9700</b> Lap 1 (8.8300)	 Chief Timekeeper	Qualifying Started	<b>09:40</b>
Weather	<b>Cloudy</b>	Issued At:	10:23	
Track	<b>Dry, 18°C</b>			



## SUPERTWIN

Q1: Second Qualifying

Thursday, 09 May 2024

### DETAILED SECTOR ANALYSIS

#### Qualifying Classification

Position

**1** 60 Peter HICKMAN

TWN Behind

Best Time **4:51.323** Best Speed **110.846** On **6** Gp

Lap	Lap Time	Lap Speed	Sector 1	Sector 2	Sector 3	Speed Trap
1	7:47.432	68.006	1:36.864	1:13.361	155.9	
2	5:00.521	107.453	2:15.456	1:35.540	1:09.525	155.1
3	4:58.311	108.249	2:13.431	1:34.365	1:10.515	155.1
4	4:55.610	109.239	2:13.300	1:33.990	1:08.320	156.9
5	4:53.517	110.017	2:11.867	1:33.453	1:08.197	156.6
6	<b>4:51.323</b>	<b>110.846</b>	<b>2:10.282</b>	<b>1:33.438</b>	<b>1:07.603</b>	<b>160.3</b>
<i>Ideal</i>	<i>4:51.323</i>	<i>110.846</i>	<i>2:10.282</i>	<i>1:33.438</i>	<i>1:07.603</i>	<i>160.3</i>

**2** 47 Richard COOPER

TWN Behind **2.795**

Best Time **4:54.118** Best Speed **109.793** On **5** Gp

Lap	Lap Time	Lap Speed	Sector 1	Sector 2	Sector 3	Speed Trap
1	7:31.416	70.418	1:36.829	1:12.833	146.1	
2	5:02.212	106.852	2:16.079	1:35.035	1:11.098	145.4
3	4:58.207	108.287	2:13.944	1:34.419	1:09.844	145.4
4	4:58.057	108.342	2:13.792	1:34.895	1:09.370	153.0
5	<b>4:54.118</b>	<b>109.793</b>	<b>2:11.841</b>	<b>1:33.878</b>	<b>1:08.399</b>	<b>158.4</b>
6	5:07.535	105.003	2:19.744	1:36.893	1:10.898	148.3
<i>Ideal</i>	<i>4:54.118</i>	<i>109.793</i>	<i>2:11.841</i>	<i>1:33.878</i>	<i>1:08.399</i>	<i>158.4</i>

**3** 99 Jeremy McWILLIAMS

TWN Behind **7.108**

Best Time **4:58.431** Best Speed **108.206** On **2** Gp

Lap	Lap Time	Lap Speed	Sector 1	Sector 2	Sector 3	Speed Trap
1	5:07.572	103.351	1:35.098	1:10.961	<b>158.8</b>	
2	<b>4:58.431</b>	<b>108.206</b>	<b>2:14.288</b>	<b>1:34.464</b>	<b>1:09.679</b>	<b>158.8</b>
3	5:24.560	99.495	2:22.689	1:48.595	140.0	
<i>Ideal</i>	<i>4:58.431</i>	<i>108.206</i>	<i>2:14.288</i>	<i>1:34.464</i>	<i>1:09.679</i>	<i>158.8</i>

#### Qualifying Classification

Position

**4** 16 Mike BROWNE

TWN Behind **7.499**

Best Time **4:58.822** Best Speed **108.064** On **5** Gp

Lap	Lap Time	Lap Speed	Sector 1	Sector 2	Sector 3	Speed Trap
1	6:57.207	76.192	1:36.738	1:10.478	154.4	
2	5:00.266	107.545	2:13.589	1:36.390	1:10.287	153.7
3	5:00.976	107.291	2:14.537	1:36.776	1:09.663	153.7
4	4:59.088	107.968	2:13.724	1:35.841	<b>1:09.523</b>	156.2
5	<b>4:58.822</b>	<b>108.064</b>	<b>2:12.012</b>	<b>1:35.515</b>	<b>1:09.523</b>	<b>158.8</b>
6	7:43.256	69.707	1:39.116			154.8
<i>Ideal</i>	<i>4:57.050</i>	<i>108.709</i>	<i>2:12.012</i>	<i>1:35.515</i>	<i>1:09.523</i>	<i>158.8</i>

**5** 8 Christian ELKIN

TWN Behind **10.372**

Best Time **5:01.695** Best Speed **107.035** On **6** Gp

Lap	Lap Time	Lap Speed	Sector 1	Sector 2	Sector 3	Speed Trap
1	5:30.040	96.316	1:37.019	1:13.825	<b>153.4</b>	
2	5:09.988	104.172	2:20.195	1:37.213	1:12.580	152.0
3	5:07.151	105.134	2:18.847	1:37.020	1:11.284	150.3
4	5:15.060	102.495	2:17.476	1:36.856		148.6
5	7:53.569	68.189	<b>1:36.144</b>	1:11.279	152.7	
6	<b>5:01.695</b>	<b>107.035</b>	<b>2:15.180</b>	1:36.704	<b>1:09.811</b>	151.3
<i>Ideal</i>	<i>5:01.135</i>	<i>107.234</i>	<i>2:15.180</i>	<i>1:36.144</i>	<i>1:09.811</i>	<i>153.4</i>

**6** 9 Gary McCOY

TWN Behind **14.214**

Best Time **5:05.537** Best Speed **105.689** On **4** Gp

Lap	Lap Time	Lap Speed	Sector 1	Sector 2	Sector 3	Speed Trap
1	17:22.920	30.480	1:41.129	1:14.301	153.0	
2	5:09.753	104.251	2:18.493	1:39.547	1:11.713	151.3
3	5:07.806	104.910	2:17.840	<b>1:38.249</b>	1:11.717	151.0
4	<b>5:05.537</b>	<b>105.689</b>	<b>2:15.879</b>	1:38.327	<b>1:11.331</b>	<b>153.7</b>
<i>Ideal</i>	<i>5:05.459</i>	<i>105.716</i>	<i>2:15.879</i>	<i>1:38.249</i>	<i>1:11.331</i>	<i>153.7</i>

## SUPERTWIN

Q1: Second Qualifying

Thursday, 09 May 2024

## DETAILED SECTOR ANALYSIS

### Qualifying Classification

Position

**7** **4 Michael RUTTER**

TWN Behind **14.469**

Best Time **5:05.792** Best Speed **105.601** On **3** Gp

Lap	Lap Time	Lap Speed	Sector 1	Sector 2	Sector 3	Speed Trap
1	7:47.902	67.937	<b>1:37.495</b>	1:12.690	<b>153.7</b>	
2	5:06.108	105.492	<b>2:16.542</b>	1:37.711	1:11.855	152.0
3	<b>5:05.792</b>	<b>105.601</b>	2:17.412	1:37.664	<b>1:10.716</b>	149.3
4	5:43.866	93.909	2:16.859	2:07.974		150.6
<i>Ideal</i>	<i>5:04.753</i>	<i>105.961</i>	<i>2:16.542</i>	<i>1:37.495</i>	<i>1:10.716</i>	<i>153.7</i>

**8** **83 Gareth ARNOLD**

TWN Behind **14.807**

Best Time **5:06.130** Best Speed **105.485** On **6** Gp

Lap	Lap Time	Lap Speed	Sector 1	Sector 2	Sector 3	Speed Trap
1	5:52.255	90.241		1:39.562	1:16.987	139.4
2	5:11.578	103.640	2:20.194	<b>1:37.732</b>	1:13.652	<b>155.5</b>
3	5:10.899	103.867	2:19.568	1:38.395	1:12.936	153.7
4	5:14.870	102.557	2:19.103	1:38.760		151.0
5	7:04.397	76.089		1:38.615	1:11.830	152.3
6	<b>5:06.130</b>	<b>105.485</b>	<b>2:17.017</b>	1:37.856	<b>1:11.257</b>	154.4
<i>Ideal</i>	<i>5:06.006</i>	<i>105.527</i>	<i>2:17.017</i>	<i>1:37.732</i>	<i>1:11.257</i>	<i>155.5</i>

**9** **17 Barry GRAHAM**

TWN Behind **16.517**

Best Time **5:07.840** Best Speed **104.899** On **5** Gp

Lap	Lap Time	Lap Speed	Sector 1	Sector 2	Sector 3	Speed Trap
1	5:23.291	98.326		1:39.575	1:15.825	152.0
2	5:13.657	102.953	2:20.058	1:39.131	1:14.468	152.3
3	5:10.118	104.128	2:18.313	1:39.501	1:12.304	151.6
4	5:08.012	104.840	2:17.972	<b>1:37.036</b>	1:13.004	148.3
5	<b>5:07.840</b>	<b>104.899</b>	<b>2:17.469</b>	1:38.756	<b>1:11.615</b>	<b>154.8</b>
6	5:16.137	102.146	2:22.970	1:38.344		154.4
<i>Ideal</i>	<i>5:06.120</i>	<i>105.488</i>	<i>2:17.469</i>	<i>1:37.036</i>	<i>1:11.615</i>	<i>154.8</i>

### Qualifying Classification

Position

**10** **65 Michael SWEENEY**

TWN Behind **18.316**

Best Time **5:09.639** Best Speed **104.289** On **2** Gp

Lap	Lap Time	Lap Speed	Sector 1	Sector 2	Sector 3	Speed Trap
1	5:19.745	99.417		<b>1:37.761</b>	1:13.621	152.7
2	<b>5:09.639</b>	<b>104.289</b>	2:19.440	1:37.780	<b>1:12.419</b>	<b>153.4</b>
3	5:56.828	90.497	<b>2:19.064</b>	1:48.996		148.0
<i>Ideal</i>	<i>5:09.244</i>	<i>104.422</i>	<i>2:19.064</i>	<i>1:37.761</i>	<i>1:12.419</i>	<i>153.4</i>

**11** **80 Barry FURBER**

TWN Behind **18.502**

Best Time **5:09.825** Best Speed **104.227** On **4** Gp

Lap	Lap Time	Lap Speed	Sector 1	Sector 2	Sector 3	Speed Trap
1	12:56.106	40.958		1:39.093	1:14.919	152.7
2	5:13.020	103.163	2:20.255	1:38.809	1:13.956	153.0
3	5:10.189	104.104	2:18.738	1:38.394	<b>1:13.057</b>	153.0
4	<b>5:09.825</b>	<b>104.227</b>	2:18.849	<b>1:37.910</b>	1:13.066	153.0
5	5:10.822	103.892	<b>2:18.095</b>	1:38.038		<b>155.5</b>
<i>Ideal</i>	<i>5:09.062</i>	<i>104.484</i>	<i>2:18.095</i>	<i>1:37.910</i>	<i>1:13.057</i>	<i>155.5</i>

**12** **32 Martin MORRIS**

TWN Behind **18.774**

Best Time **5:10.097** Best Speed **104.135** On **4** Gp

Lap	Lap Time	Lap Speed	Sector 1	Sector 2	Sector 3	Speed Trap
1	5:47.133	91.573		1:41.214	1:16.055	147.7
2	5:18.250	101.467	2:23.266	1:40.237	1:14.747	154.4
3	5:12.173	103.443	2:20.071	<b>1:39.400</b>	1:12.702	153.7
4	<b>5:10.097</b>	<b>104.135</b>	<b>2:18.458</b>	1:39.481	<b>1:12.158</b>	<b>154.8</b>
5	5:12.390	103.371	2:18.994	1:39.628		151.6
<i>Ideal</i>	<i>5:10.016</i>	<i>104.162</i>	<i>2:18.458</i>	<i>1:39.400</i>	<i>1:12.158</i>	<i>154.8</i>

**13** **119 Kris DUNCAN**

TWN Behind **21.714**

Best Time **5:13.037** Best Speed **103.157** On **2** Gp

Lap	Lap Time	Lap Speed	Sector 1	Sector 2	Sector 3	Speed Trap
1	5:18.284	99.873		<b>1:39.165</b>	1:15.353	<b>155.5</b>
2	<b>5:13.037</b>	<b>103.157</b>	<b>2:20.201</b>	1:39.201	<b>1:13.635</b>	151.6
<i>Ideal</i>	<i>5:13.001</i>	<i>103.169</i>	<i>2:20.201</i>	<i>1:39.165</i>	<i>1:13.635</i>	<i>155.5</i>

## SUPERTWIN

Q1: Second Qualifying

Thursday, 09 May 2024

## DETAILED SECTOR ANALYSIS

### Qualifying Classification

Position

**14** 212 Dean McMASTER

TWN Behind **22.086**

Best Time **5:13.409** Best Speed **103.035** On **4** Gp

Lap	Lap Time	Lap Speed	Sector 1	Sector 2	Sector 3	Speed Trap
1	5:29.500	96.473		1:42.855	1:16.809	<b>153.7</b>
2	5:16.782	101.938	2:21.097	1:40.306	1:15.379	152.3
3	5:15.270	102.426	2:20.871	1:40.164	1:14.235	149.6
4	<b>5:13.409</b>	<b>103.035</b>	<b>2:19.486</b>	<b>1:40.044</b>	1:13.879	149.6
5	5:13.589	102.976	2:19.940	1:40.878	<b>1:12.771</b>	149.3
6	5:21.995	100.287	2:25.859	1:40.996	1:15.140	151.6
<i>Ideal</i>	<i>5:12.301</i>	<i>103.400</i>	<i>2:19.486</i>	<i>1:40.044</i>	<i>1:12.771</i>	<i>153.7</i>

### Qualifying Classification

Position

**17** 81 Eoin Ó SIOCHRU

TWN Behind **23.509**

Best Time **5:14.832** Best Speed **102.569** On **5** Gp

Lap	Lap Time	Lap Speed	Sector 1	Sector 2	Sector 3	Speed Trap
1	5:23.721	98.196		1:39.700	1:14.506	148.6
2	5:16.203	102.124	2:21.853	1:39.470	1:14.880	<b>150.0</b>
3	5:16.406	102.059	2:22.779	1:39.439	1:14.188	146.7
4	5:17.134	101.824	2:23.073	<b>1:39.238</b>	1:14.823	147.7
5	<b>5:14.832</b>	<b>102.569</b>	2:22.139	1:39.613	<b>1:13.080</b>	148.0
6	5:20.383	100.792	<b>2:21.845</b>	1:39.987		147.3
<i>Ideal</i>	<i>5:14.163</i>	<i>102.787</i>	<i>2:21.845</i>	<i>1:39.238</i>	<i>1:13.080</i>	<i>150.0</i>

**15** 41 Aaron SPENCE

TWN Behind **22.369**

Best Time **5:13.692** Best Speed **102.942** On **5** Gp

Lap	Lap Time	Lap Speed	Sector 1	Sector 2	Sector 3	Speed Trap
1	9:58.420	53.120		1:45.780	1:18.999	144.8
2	5:25.868	99.095	2:25.349	1:43.924	1:16.595	143.6
3	5:21.837	100.337	2:22.912	1:43.496	1:15.429	143.3
4	5:20.961	100.610	2:23.246	1:42.832	1:14.883	143.6
5	<b>5:13.692</b>	<b>102.942</b>	<b>2:20.011</b>	<b>1:40.504</b>	<b>1:13.177</b>	<b>152.0</b>
<i>Ideal</i>	<i>5:13.692</i>	<i>102.942</i>	<i>2:20.011</i>	<i>1:40.504</i>	<i>1:13.177</i>	<i>152.0</i>

**18** 35 Daniel INGHAM

TWN Behind **23.843**

Best Time **5:15.166** Best Speed **102.460** On **4** Gp

Lap	Lap Time	Lap Speed	Sector 1	Sector 2	Sector 3	Speed Trap
1	9:03.569	58.480		1:45.939	1:18.385	148.6
2	5:20.497	100.756	2:23.913	1:42.522	1:14.062	149.3
3	5:16.293	102.095	2:21.672	1:41.281	<b>1:13.340</b>	148.6
4	<b>5:15.166</b>	<b>102.460</b>	<b>2:20.966</b>	<b>1:40.715</b>	1:13.485	149.0
5	5:28.253	98.375	2:23.168	1:44.741		<b>149.6</b>
<i>Ideal</i>	<i>5:15.021</i>	<i>102.507</i>	<i>2:20.966</i>	<i>1:40.715</i>	<i>1:13.340</i>	<i>149.6</i>

**16** 39 Allann VENTER

TWN Behind **22.856**

Best Time **5:14.179** Best Speed **102.782** On **3** Gp

Lap	Lap Time	Lap Speed	Sector 1	Sector 2	Sector 3	Speed Trap
1	5:48.038	91.335		1:46.362	1:17.471	146.7
2	5:14.401	102.710	2:21.683	<b>1:39.140</b>	<b>1:13.578</b>	150.0
3	<b>5:14.179</b>	<b>102.782</b>	2:20.068	1:40.219	1:13.892	151.3
4	5:39.743	95.048	<b>2:18.040</b>	1:58.211		<b>154.8</b>
5	7:42.144	69.874		1:50.263		115.5
<i>Ideal</i>	<i>5:10.758</i>	<i>103.914</i>	<i>2:18.040</i>	<i>1:39.140</i>	<i>1:13.578</i>	<i>154.8</i>

**19** 49 Michael REES

TWN Behind **24.626**

Best Time **5:15.949** Best Speed **102.206** On **3** Gp

Lap	Lap Time	Lap Speed	Sector 1	Sector 2	Sector 3	Speed Trap
1	12:20.122	42.950		1:41.659	1:17.976	146.1
2	5:21.732	100.369	2:23.516	1:40.819	1:17.397	151.3
3	<b>5:15.949</b>	<b>102.206</b>	<b>2:20.247</b>	<b>1:39.419</b>	1:16.283	156.6
4	5:19.375	101.110	2:21.385	1:40.556		149.3
5	6:08.179	87.707		1:39.936	<b>1:15.200</b>	<b>158.8</b>
<i>Ideal</i>	<i>5:14.866</i>	<i>102.558</i>	<i>2:20.247</i>	<i>1:39.419</i>	<i>1:15.200</i>	<i>158.8</i>

## SUPERTWIN

Q1: Second Qualifying

Thursday, 09 May 2024

## DETAILED SECTOR ANALYSIS

### Qualifying Classification

Position

**20** **21 Phil STEWART**  
 TWN Behind **24.687**  
 Best Time **5:16.010** Best Speed **102.187** On **4** Gp

Lap	Lap Time	Lap Speed	Sector 1	Sector 2	Sector 3	Speed Trap
1	6:55.211	76.559		1:43.749	1:16.099	143.3
2	5:25.261	99.280	2:25.574	1:41.615	1:18.072	143.6
3	5:21.615	100.406	2:23.418	1:40.818	1:17.379	<b>150.3</b>
4	<b>5:16.010</b>	<b>102.187</b>	<b>2:21.488</b>	<b>1:40.183</b>	<b>1:14.339</b>	150.0
5	5:19.923	100.937	2:22.268	1:40.386		149.0
<i>Ideal</i>	<i>5:16.010</i>	<i>102.187</i>	<i>2:21.488</i>	<i>1:40.183</i>	<i>1:14.339</i>	<i>150.3</i>

### **21** **38 Paul WILLIAMS**

TWN Behind **26.345**  
 Best Time **5:17.668** Best Speed **101.653** On **2** Gp

Lap	Lap Time	Lap Speed	Sector 1	Sector 2	Sector 3	Speed Trap
1	5:29.835	96.375		1:41.822	1:16.706	<b>153.4</b>
2	<b>5:17.668</b>	<b>101.653</b>	2:22.975	1:40.338	1:14.355	151.3
3	5:18.947	101.246	2:22.727	1:40.616		149.3
4	12:56.583	41.582		<b>1:39.940</b>	<b>1:14.021</b>	149.6
5	5:19.878	100.951	<b>2:22.070</b>	1:41.701		151.3
<i>Ideal</i>	<i>5:16.031</i>	<i>102.180</i>	<i>2:22.070</i>	<i>1:39.940</i>	<i>1:14.021</i>	<i>153.4</i>

### **22** **384 Mauro PONCINI**

TWN Behind **27.331**  
 Best Time **5:18.654** Best Speed **101.339** On **6** Gp

Lap	Lap Time	Lap Speed	Sector 1	Sector 2	Sector 3	Speed Trap
1	5:42.878	92.709		1:46.475	1:17.463	141.7
2	5:27.704	98.540	2:26.035	1:44.419	1:17.250	142.0
3	5:23.082	99.950	2:23.505	1:43.640	1:15.937	143.3
4	5:24.414	99.539	2:25.329	1:44.320	1:14.765	142.3
5	5:20.544	100.741	2:21.388	1:44.128	1:15.028	143.0
6	<b>5:18.654</b>	<b>101.339</b>	<b>2:21.138</b>	<b>1:43.356</b>	<b>1:14.160</b>	<b>147.3</b>
<i>Ideal</i>	<i>5:18.654</i>	<i>101.339</i>	<i>2:21.138</i>	<i>1:43.356</i>	<i>1:14.160</i>	<i>147.3</i>

### Qualifying Classification

Position

**23** **222 Michael GAHAN**  
 TWN Behind **27.734**  
 Best Time **5:19.057** Best Speed **101.211** On **3** Gp

Lap	Lap Time	Lap Speed	Sector 1	Sector 2	Sector 3	Speed Trap
1	5:38.696	93.854		1:41.768	1:16.930	<b>153.4</b>
2	5:22.040	100.273	2:24.394	1:42.107	1:15.539	151.0
3	<b>5:19.057</b>	<b>101.211</b>	2:23.598	1:41.034	1:14.425	153.0
4	5:19.158	101.179	2:22.788	1:41.616	1:14.754	150.3
5	5:19.130	101.188	2:23.403	1:41.722	<b>1:14.005</b>	148.3
6	5:19.093	101.199	<b>2:22.658</b>	<b>1:41.024</b>	1:15.411	150.6
<i>Ideal</i>	<i>5:17.687</i>	<i>101.647</i>	<i>2:22.658</i>	<i>1:41.024</i>	<i>1:14.005</i>	<i>153.4</i>

### **24** **46 Anthony REDMOND**

TWN Behind **29.907**  
 Best Time **5:21.230** Best Speed **100.526** On **5** Gp

Lap	Lap Time	Lap Speed	Sector 1	Sector 2	Sector 3	Speed Trap
1	5:46.693	91.689		1:43.784	1:16.666	140.9
2	5:23.272	99.891	2:24.724	1:43.325	1:15.223	142.0
3	5:23.040	99.963	2:24.489	1:42.767	1:15.784	144.5
4	5:22.900	100.006	2:25.306	1:42.879	1:14.715	144.8
5	<b>5:21.230</b>	<b>100.526</b>	2:24.583	<b>1:42.676</b>	<b>1:13.971</b>	146.7
6	5:25.819	99.110	<b>2:23.215</b>	1:43.461		<b>147.0</b>
<i>Ideal</i>	<i>5:19.862</i>	<i>100.956</i>	<i>2:23.215</i>	<i>1:42.676</i>	<i>1:13.971</i>	<i>147.0</i>

### **25** **59 Darragh TRAPPE**

TWN Behind **35.023**  
 Best Time **5:26.346** Best Speed **98.950** On **5** Gp

Lap	Lap Time	Lap Speed	Sector 1	Sector 2	Sector 3	Speed Trap
1	10:41.255	49.572		1:47.362	1:22.242	142.3
2	5:33.219	96.909	2:28.615	1:46.435	1:18.169	<b>144.5</b>
3	5:31.001	97.559	2:27.810	1:45.268	1:17.923	141.7
4	5:27.747	98.527	2:27.143	1:44.117	<b>1:16.487</b>	140.9
5	<b>5:26.346</b>	<b>98.950</b>	<b>2:25.433</b>	<b>1:44.062</b>	1:16.851	144.2
<i>Ideal</i>	<i>5:25.982</i>	<i>99.061</i>	<i>2:25.433</i>	<i>1:44.062</i>	<i>1:16.487</i>	<i>144.5</i>

## SUPERTWIN

Q1: Second Qualifying

Thursday, 09 May 2024

## DETAILED SECTOR ANALYSIS

### Qualifying Classification

Position

<b>26</b>	<b>42 Andy HORNBY</b>	TWN	Behind	<b>35.053</b>
Best Time	<b>5:26.376</b>	Best Speed	<b>98.941</b>	On 3 Gp

Lap	Lap Time	Lap Speed	Sector 1	Sector 2	Sector 3	Speed Trap
1	5:53.745	89.861		1:43.593	1:19.109	<b>154.4</b>
2	5:26.894	98.784	2:26.350	1:42.498	1:18.046	151.3
3	<b>5:26.376</b>	<b>98.941</b>	<b>2:25.030</b>	1:43.600	<b>1:17.746</b>	150.6
4	5:27.017	98.747	2:25.404	<b>1:42.224</b>		150.0
5	8:29.177	63.420		1:43.923	1:18.517	<b>154.4</b>
<i>Ideal</i>	<i>5:25.000</i>	<i>99.360</i>	<i>2:25.030</i>	<i>1:42.224</i>	<i>1:17.746</i>	<i>154.4</i>

### 27 David MADSEN MYGDAL

TWN	Behind	<b>38.635</b>
Best Time	<b>5:29.958</b>	Best Speed <b>97.867</b> On 2 Gp

Lap	Lap Time	Lap Speed	Sector 1	Sector 2	Sector 3	Speed Trap
1	5:35.189	94.836		1:44.541	1:18.556	146.4
2	<b>5:29.958</b>	<b>97.867</b>	2:27.512	<b>1:44.270</b>	<b>1:18.176</b>	147.3
3	7:17.634	73.788	<b>2:26.256</b>	1:44.926		147.3
4	6:47.357	79.272		1:46.385	1:19.904	146.1
5	5:32.634	97.080	2:28.131	1:45.990	1:18.513	<b>148.6</b>
<i>Ideal</i>	<i>5:28.702</i>	<i>98.241</i>	<i>2:26.256</i>	<i>1:44.270</i>	<i>1:18.176</i>	<i>148.6</i>

### 28 58 Michael ALLEN

TWN	Behind	<b>38.926</b>
Best Time	<b>5:30.249</b>	Best Speed <b>97.781</b> On 2 Gp

Lap	Lap Time	Lap Speed	Sector 1	Sector 2	Sector 3	Speed Trap
1	7:39.515	69.177		1:46.031	1:19.332	139.7
2	<b>5:30.249</b>	<b>97.781</b>	<b>2:27.361</b>	<b>1:43.693</b>	1:19.195	<b>148.3</b>
3	5:36.207	96.048	2:32.144	1:44.924	1:19.139	135.5
4	5:34.533	96.529	2:29.385	1:44.944	1:20.204	140.0
5	5:32.716	97.056	2:28.579	1:45.119	<b>1:19.018</b>	141.7
<i>Ideal</i>	<i>5:30.072</i>	<i>97.833</i>	<i>2:27.361</i>	<i>1:43.693</i>	<i>1:19.018</i>	<i>148.3</i>

### Qualifying Classification

Position

<b>29</b>	<b>84 Maria COSTELLO</b>	TWN	Behind	<b>39.860</b>
Best Time	<b>5:31.183</b>	Best Speed	<b>97.505</b>	On 4 Gp

Lap	Lap Time	Lap Speed	Sector 1	Sector 2	Sector 3	Speed Trap
1	10:06.324	52.427		1:46.802	1:20.926	145.7
2	5:34.660	96.492	2:29.758	1:45.845	1:19.057	144.2
3	5:33.228	96.907	<b>2:27.020</b>	1:46.733	1:19.475	<b>146.1</b>
4	<b>5:31.183</b>	<b>97.505</b>	2:27.616	1:45.749	<b>1:17.818</b>	143.3
5	5:31.353	97.455	2:28.147	<b>1:45.356</b>	1:17.850	145.4
<i>Ideal</i>	<i>5:30.194</i>	<i>97.797</i>	<i>2:27.020</i>	<i>1:45.356</i>	<i>1:17.818</i>	<i>146.1</i>

### 30 48 Mark JOHNSON

TWN	Behind	<b>39.926</b>
Best Time	<b>5:31.249</b>	Best Speed <b>97.486</b> On 4 Gp

Lap	Lap Time	Lap Speed	Sector 1	Sector 2	Sector 3	Speed Trap
1	10:39.839	49.681		1:48.803	1:22.326	145.1
2	5:37.404	95.707	2:31.214	1:46.008	1:20.182	145.1
3	5:32.340	97.166	2:29.805	<b>1:44.216</b>	1:18.319	145.7
4	<b>5:31.249</b>	<b>97.486</b>	<b>2:27.405</b>	1:44.284	1:19.560	145.1
5	5:31.327	97.463	2:28.123	1:44.897	<b>1:18.307</b>	<b>146.7</b>
<i>Ideal</i>	<i>5:29.928</i>	<i>97.876</i>	<i>2:27.405</i>	<i>1:44.216</i>	<i>1:18.307</i>	<i>146.7</i>

### 31 828 Richard KAY

TWN	Behind	<b>42.652</b>
Best Time	<b>5:33.975</b>	Best Speed <b>96.690</b> On 4 Gp

Lap	Lap Time	Lap Speed	Sector 1	Sector 2	Sector 3	Speed Trap
1	6:31.440	81.208		1:48.193	1:28.129	143.3
2	5:39.928	94.997	2:33.845	<b>1:46.275</b>	1:19.808	143.9
3	5:36.497	95.965	2:30.178	1:47.062	1:19.257	143.6
4	<b>5:33.975</b>	<b>96.690</b>	2:28.326	1:46.808	1:18.841	146.4
5	5:44.116	93.840	<b>2:27.621</b>	1:56.834	1:19.661	146.7
6	5:34.672	96.489	2:28.709	1:47.446	<b>1:18.517</b>	<b>150.3</b>
<i>Ideal</i>	<i>5:32.413</i>	<i>97.144</i>	<i>2:27.621</i>	<i>1:46.275</i>	<i>1:18.517</i>	<i>150.3</i>



### Qualifying Classification

Position

**32** 105 Darren DUNCAN

TWN Behind **49.326**

Best Time **5:40.649** Best Speed **94.796** On **5** Gp

Lap	Lap Time	Lap Speed	Sector 1	Sector 2	Sector 3	Speed Trap
1	5:59.256	88.483		1:49.470	1:21.918	137.7
2	5:45.131	93.564	2:34.819	1:49.287	1:21.025	135.7
3	5:43.736	93.944	2:34.544	1:48.374	1:20.818	136.9
4	5:43.253	94.076	2:33.560	<b>1:48.182</b>	1:21.511	138.0
5	<b>5:40.649</b>	<b>94.796</b>	<b>2:31.987</b>	1:48.791	1:19.871	140.9
6	5:40.803	94.753	2:32.463	1:48.504	<b>1:19.836</b>	<b>142.0</b>
<i>Ideal</i>	<i>5:40.005</i>	<i>94.975</i>	<i>2:31.987</i>	<i>1:48.182</i>	<i>1:19.836</i>	<i>142.0</i>

### Non Qualifiers

Position

**28** Garth WOODS

TWN Behind **53.537**

Best Time **5:44.860** Best Speed **93.638** On **3** Gp

Lap	Lap Time	Lap Speed	Sector 1	Sector 2	Sector 3	Speed Trap
1	6:43.073	78.864		1:52.250	1:25.472	139.1
2	5:51.535	91.860	2:38.691	1:49.537	1:23.307	140.6
3	<b>5:44.860</b>	<b>93.638</b>	<b>2:35.296</b>	<b>1:49.240</b>	<b>1:20.324</b>	<b>141.5</b>
<i>Ideal</i>	<i>5:44.860</i>	<i>93.638</i>	<i>2:35.296</i>	<i>1:49.240</i>	<i>1:20.324</i>	<i>141.5</i>

**56** Adam McLEAN

TWN Behind **8:03.137**

Best Time **12:54.460** Best Speed **41.696** On **1** Gp

Lap	Lap Time	Lap Speed	Sector 1	Sector 2	Sector 3	Speed Trap
1	<b>12:54.460</b>	41.045		<b>1:37.616</b>	<b>1:12.011</b>	<b>154.1</b>
<i>Ideal</i>	<i>0.000</i>	<i>0.000</i>		<i>1:37.616</i>	<i>1:12.011</i>	<i>154.1</i>

**91** Graham McALEESE

TWN Behind **25:48.305**

Best Time **30:39.628** Best Speed **17.554** On **1** Gp

Lap	Lap Time	Lap Speed	Sector 1	Sector 2	Sector 3	Speed Trap
1	<b>30:39.628</b>	17.280		<b>1:47.814</b>	<b>1:19.901</b>	<b>148.3</b>
<i>Ideal</i>	<i>0.000</i>	<i>0.000</i>		<i>1:47.814</i>	<i>1:19.901</i>	<i>148.3</i>

# BRIGGS EQUIPMENT NORTH WEST 2000

## SUPERTWIN

### Q1: Second Qualifying

## SECTOR ANALYSIS

Perfect Lap (sum of best sectors) = 4:51.323



## IDEAL / BEST COMPARISON

SECTOR 1 FINISH - BALLYSALLY			SECTOR 2 BALLYSALLY - METROPOLE		SECTOR 3 METROPOLE - FINISH		IDEAL / BEST COMPARISON								
Pos	No	Name	Time	No	Name	Time	Pos	No	Name	Ideal Time	Best Time	Diff			
1	60	Peter HICKMAN	2:10.282	60	Peter HICKMAN	1:33.438	60	Peter HICKMAN	1:07.603	1	60	Peter HICKMAN	4:51.323	4:51.323	0.000
2	47	Richard COOPER	2:11.841	47	Richard COOPER	1:33.878	47	Richard COOPER	1:08.399	2	47	Richard COOPER	4:54.118	4:54.118	0.000
3	16	Mike BROWNE	2:12.012	99	Jeremy McWILLIAMS	1:34.464	16	Mike BROWNE	1:09.523	3	99	Jeremy McWILLIAMS	4:58.431	4:58.431	0.000
4	99	Jeremy McWILLIAMS	2:14.288	16	Mike BROWNE	1:35.515	99	Jeremy McWILLIAMS	1:09.679	4	16	Mike BROWNE	4:57.050	4:58.822	1.772
5	8	Christian ELKIN	2:15.180	8	Christian ELKIN	1:36.144	8	Christian ELKIN	1:09.811	5	8	Christian ELKIN	5:01.135	5:01.695	0.560
6	9	Gary McCOY	2:15.879	17	Barry GRAHAM	1:37.036	4	Michael RUTTER	1:10.716	6	9	Gary McCOY	5:05.459	5:05.537	0.078
7	4	Michael RUTTER	2:16.542	4	Michael RUTTER	1:37.495	83	Gareth ARNOLD	1:11.257	7	4	Michael RUTTER	5:04.753	5:05.792	1.039
8	83	Gareth ARNOLD	2:17.017	56	Adam McLEAN	1:37.616	9	Gary McCOY	1:11.331	8	83	Gareth ARNOLD	5:06.006	5:06.130	0.124
9	17	Barry GRAHAM	2:17.469	83	Gareth ARNOLD	1:37.732	17	Barry GRAHAM	1:11.615	9	17	Barry GRAHAM	5:06.120	5:07.840	1.720
10	39	Allann VENTER	2:18.040	65	Michael SWEENEY	1:37.761	56	Adam McLEAN	1:12.011	10	65	Michael SWEENEY	5:09.244	5:09.639	0.395
11	80	Barry FURBER	2:18.095	80	Barry FURBER	1:37.910	32	Martin MORRIS	1:12.158	11	80	Barry FURBER	5:09.062	5:09.825	0.763
12	32	Martin MORRIS	2:18.458	9	Gary McCOY	1:38.249	65	Michael SWEENEY	1:12.419	12	32	Martin MORRIS	5:10.016	5:10.097	0.081
13	65	Michael SWEENEY	2:19.064	39	Allann VENTER	1:39.140	212	Dean McMASTER	1:12.771	13	119	Kris DUNCAN	5:13.001	5:13.037	0.036
14	212	Dean McMASTER	2:19.486	119	Kris DUNCAN	1:39.165	80	Barry FURBER	1:13.057	14	212	Dean McMASTER	5:12.301	5:13.409	1.108
15	41	Aaron SPENCE	2:20.011	81	Eoin SIOCHRU	1:39.238	81	Eoin SIOCHRU	1:13.080	15	41	Aaron SPENCE	5:13.692	5:13.692	0.000
16	119	Kris DUNCAN	2:20.201	32	Martin MORRIS	1:39.400	41	Aaron SPENCE	1:13.177	16	39	Allann VENTER	5:10.758	5:14.179	3.421
17	49	Michael REES	2:20.247	49	Michael REES	1:39.419	35	Daniel INGHAM	1:13.340	17	81	Eoin SIOCHRU	5:14.163	5:14.832	0.669
18	35	Daniel INGHAM	2:20.966	38	Paul WILLIAMS	1:39.940	39	Allann VENTER	1:13.578	18	35	Daniel INGHAM	5:15.021	5:15.166	0.145
19	384	Mauro PONCINI	2:21.138	212	Dean McMASTER	1:40.044	119	Kris DUNCAN	1:13.635	19	49	Michael REES	5:14.866	5:15.949	1.083
20	21	Phil STEWART	2:21.488	21	Phil STEWART	1:40.183	46	Anthony REDMOND	1:13.971	20	21	Phil STEWART	5:16.010	5:16.010	0.000
21	81	Eoin SIOCHRU	2:21.845	41	Aaron SPENCE	1:40.504	222	Michael GAHAN	1:14.005	21	38	Paul WILLIAMS	5:16.031	5:17.668	1.637
22	38	Paul WILLIAMS	2:22.070	35	Daniel INGHAM	1:40.715	38	Paul WILLIAMS	1:14.021	22	384	Mauro PONCINI	5:18.654	5:18.654	0.000
23	222	Michael GAHAN	2:22.658	222	Michael GAHAN	1:41.024	384	Mauro PONCINI	1:14.160	23	222	Michael GAHAN	5:17.687	5:19.057	1.370
24	46	Anthony REDMOND	2:23.215	42	Andy HORNBY	1:42.224	21	Phil STEWART	1:14.339	24	46	Anthony REDMOND	5:19.862	5:21.230	1.368
25	42	Andy HORNBY	2:25.030	46	Anthony REDMOND	1:42.676	49	Michael REES	1:15.200	25	59	Darragh TRAPPE	5:25.982	5:26.346	0.364
26	59	Darragh TRAPPE	2:25.433	384	Mauro PONCINI	1:43.356	59	Darragh TRAPPE	1:16.487	26	42	Andy HORNBY	5:25.000	5:26.376	1.376
27	27	David MADSEN MYGDAL	2:26.256	58	Michael ALLEN	1:43.693	42	Andy HORNBY	1:17.746	27	27	David MADSEN MYGDAL	5:28.702	5:29.958	1.256
28	84	Maria COSTELLO	2:27.020	59	Darragh TRAPPE	1:44.062	84	Maria COSTELLO	1:17.818	28	58	Michael ALLEN	5:30.072	5:30.249	0.177
29	58	Michael ALLEN	2:27.361	48	Mark JOHNSON	1:44.216	27	David MADSEN MYGDAL	1:18.176	29	84	Maria COSTELLO	5:30.194	5:31.183	0.989
30	48	Mark JOHNSON	2:27.405	27	David MADSEN MYGDAL	1:44.270	48	Mark JOHNSON	1:18.307	30	48	Mark JOHNSON	5:29.928	5:31.249	1.321
31	828	Richard KAY	2:27.621	84	Maria COSTELLO	1:45.356	828	Richard KAY	1:18.517	31	828	Richard KAY	5:32.413	5:33.975	1.562
32	105	Darren DUNCAN	2:31.987	828	Richard KAY	1:46.275	58	Michael ALLEN	1:19.018	32	105	Darren DUNCAN	5:40.005	5:40.649	0.644
33	28	Garth WOODS	2:35.296	91	Graham McALEESE	1:47.814	105	Darren DUNCAN	1:19.836	33	28	Garth WOODS	5:44.860	5:44.860	0.000
				105	Darren DUNCAN	1:48.182	91	Graham McALEESE	1:19.901						
				28	Garth WOODS	1:49.240	28	Garth WOODS	1:20.324						



# BRIGGS EQUIPMENT NORTH WEST 2000

## SUPERTWIN

Q1: Second Qualifying

Thursday, 09 May 2024



# NW200

## SPEED TRAP ON APPROACH TO UNIVERSITY

Class	No/Name	Fastest	Lap 1	Lap 2	Lap 3	Lap 4	Lap 5	Lap 6	Lap 7	Lap 8	Lap 9	Lap 10	Lap 11	Lap 12
TWN	60 Peter HICKMAN	160.3	155.9	155.1	155.1	156.9	156.6	160.3						
TWN	99 Jeremy McWILLIAMS	158.8	158.8	158.8	140.0									
TWN	16 Mike BROWNE	158.8	154.4	153.7	153.7	156.2	158.8	154.8						
TWN	49 Michael REES	158.8	146.1	151.3	156.6	149.3	158.8							
TWN	47 Richard COOPER	158.4	146.1	145.4	145.4	153.0	158.4	148.3						
TWN	83 Gareth ARNOLD	155.5	139.4	155.5	153.7	151.0	152.3	154.4						
TWN	119 Kris DUNCAN	155.5	155.5	151.6										
TWN	80 Barry FURBER	155.5	152.7	153.0	153.0	153.0	155.5							
TWN	39 Allann VENTER	154.8	146.7	150.0	151.3	154.8	115.5							
TWN	17 Barry GRAHAM	154.8	152.0	152.3	151.6	148.3	154.8	154.4						
TWN	32 Martin MORRIS	154.8	147.7	154.4	153.7	154.8	151.6							
TWN	42 Andy HORNBY	154.4	154.4	151.3	150.6	150.0	154.4							
TWN	56 Adam McLEAN	154.1	154.1											
TWN	212 Dean McMASTER	153.7	153.7	152.3	149.6	149.6	149.3	151.6						
TWN	9 Gary McCOY	153.7	153.0	151.3	151.0	153.7								
TWN	4 Michael RUTTER	153.7	153.7	152.0	149.3	150.6								
TWN	222 Michael GAHAN	153.4	153.4	151.0	153.0	150.3	148.3	150.6						
TWN	38 Paul WILLIAMS	153.4	153.4	151.3	149.3	149.6	151.3							
TWN	65 Michael SWEENEY	153.4	152.7	153.4	148.0									
TWN	8 Christian ELKIN	153.4	153.4	152.0	150.3	148.6	152.7	151.3						
TWN	41 Aaron SPENCE	152.0	144.8	143.6	143.3	143.6	152.0							
TWN	828 Richard KAY	150.3	143.3	143.9	143.6	146.4	146.7	150.3						
TWN	21 Phil STEWART	150.3	143.3	143.6	150.3	150.0	149.0							
TWN	81 Eoin Ó SIOCHRU	150.0	148.6	150.0	146.7	147.7	148.0	147.3						
TWN	35 Daniel INGHAM	149.6	148.6	149.3	148.6	149.0	149.6							
TWN	27 David MADSEN MYGDAL	148.6	146.4	147.3	147.3	146.1	148.6							
TWN	91 Graham McALEESE	148.3	148.3											
TWN	58 Michael ALLEN	148.3	139.7	148.3	135.5	140.0	141.7							
TWN	384 Mauro PONCINI	147.3	141.7	142.0	143.3	142.3	143.0	147.3						
TWN	46 Anthony REDMOND	147.0	140.9	142.0	144.5	144.8	146.7	147.0						
TWN	48 Mark JOHNSON	146.7	145.1	145.1	145.7	145.1	146.7							
TWN	84 Maria COSTELLO	146.1	145.7	144.2	146.1	143.3	145.4							
TWN	59 Darragh TRAPPE	144.5	142.3	144.5	141.7	140.9	144.2							
TWN	105 Darren DUNCAN	142.0	137.7	135.7	136.9	138.0	140.9	142.0						
TWN	28 Garth WOODS	141.5	139.1	140.6	141.5									



# BRIGGS EQUIPMENT NORTH WEST 2000

## SUPERTWIN

Q5: Third Qualifying

Thursday, 09 May 2024



# NW2000

Qualifying Time

5:51.322


Qualifying Speed

91.916

Pos	Class	No	Name	Machine / Sponsor	Best Lap			Total Laps	Qualifying Laps
					Time	Behind	Speed		
<b>Qualifying Classification</b>									
1	TWN	47	Richard COOPER	Kawasaki - Jack Reid Cars	4:52.972		110.222	3	3
2	TWN	99	Jeremy McWILLIAMS	Paton - Bayview Hotel / JMW	4:55.822	2.850	109.160	2	3
3	TWN	60	Peter HICKMAN	Yamaha - Swan Racing	4:58.201	5.229	108.289	2	3
4	TWN	16	Mike BROWNE	Aprilia - Scott Racing	4:58.614	5.642	108.140	3	2
5	TWN	8	Christian ELKIN	Kawasaki - RB Eng / Woolich Racing	5:02.352	9.380	106.803	3	3
6	TWN	80	Barry FURBER	Yamaha - DC Autos	5:03.780	10.808	106.301	3	3
7	TWN	9	Gary McCOY	Kawasaki - MadBros Racing	5:04.368	11.396	106.095	2	3
8	TWN	17	Barry GRAHAM	Aprilia - DR Group/BG Boats & Cars	5:05.391	12.419	105.740	2	3
9	TWN	39	Allann VENTER	Kawasaki - TH Racing/Hywel Griffiths	5:07.051	14.079	105.168	3	3
10	TWN	49	Michael REES	Paton - Rees Racing	5:08.320	15.348	104.735	2	3
11	TWN	83T	Gareth ARNOLD	Aprilia	5:12.161	19.189	103.447	2	2
12	TWN	65	Michael SWEENEY	Aprilia - Michael Sweeney Racing	5:12.231	19.259	103.423	3	3
13	TWN	119	Kris DUNCAN	Aprilia - KD/TCC Racing	5:12.427	19.455	103.359	2	3
14	TWN	5	Marty LENNON	Kawasaki - ML Designs	5:13.373	20.401	103.047	3	2
15	TWN	32	Martin MORRIS	Aprilia	5:14.382	21.410	102.716	2	2
16	TWN	21	Phil STEWART	Kawasaki - Bawbag Racing	5:14.737	21.765	102.600	3	2
17	TWN	41	Aaron SPENCE	Aprilia - Spence Engineering	5:17.027	24.055	101.859	2	3
18	TWN	35	Daniel INGHAM	Aprilia - Castings Technology	5:17.511	24.539	101.704	2	2
19	TWN	222	Michael GAHAN	Kawasaki - Newline Elite Racing	5:18.351	25.379	101.435	2	3
20	TWN	42	Andy HORNBY	Paton	5:19.367	26.395	101.113	2	3
21	TWN	46	Anthony REDMOND	Aprilia - Reds Garage Ltd IOM	5:21.540	28.568	100.429	2	2
22	TWN	384	Mauro PONCINI	Yamaha - Delmo Racing	5:21.626	28.654	100.402	2	2
23	TWN	84	Maria COSTELLO	Kawasaki - Costello Racing by Galgorm Resort	5:25.301	32.329	99.268	3	2
24	TWN	91	Graham McALEESE	Kawasaki	5:27.098	34.126	98.723	3	3
25	TWN	59	Darragh TRAPPE	Kawasaki - STS Racing by MSS	5:30.132	37.160	97.815	3	2
26	TWN	27	David MADSEN MYGDAL	Kawasaki - Team Gimbert	5:30.708	37.736	97.645	3	3
27	TWN	58	Michael ALLEN	Aprilia - MPA	5:36.207	43.235	96.048	2	2
28	TWN	48	Mark JOHNSON	Kawasaki - MJ Racing	5:36.988	44.016	95.825	2	2
29	TWN	28	Garth WOODS	Kawasaki - Zeus Racing	5:41.088	48.116	94.674	2	2
<b>Non Qualifiers</b>									
TWN		4	Michael RUTTER	Yamaha - Bathams Racing	5:08.625	15.653	104.632	3	3
TWN		81	Eoin Ó SIOCHRU	Aprilia - Roadhouse Macau Racing	5:17.368	24.396	101.749	2	2
TWN		212	Dean McMASTER	Kawasaki - JMCC Roofing	5:22.416	29.444	100.156	1	1
TWN		38	Paul WILLIAMS	Kawasaki - Golden Site Solutions	5:32.287	39.315	97.181	1	1
TWN		828	Richard KAY	Aprilia - McCrum's / Romans 8:28	5:32.371	39.399	97.156	2	2
TWN		105	Darren DUNCAN	Kawasaki - Bike Move M/cycle Transport	5:52.862	59.890	91.515	2	2

Provisional result to be confirmed by the Stewards of the Meeting subject to completion of technical inspections & the time limit for protests

Page 1 / 1

Circuit	<b>The Triangle</b>	Signed	Organising Club	<b>Coleraine &amp; D MC</b>
Length(miles)	<b>8.9700</b> Lap 1 (8.8300)	 Chief Timekeeper	Qualifying Started	<b>14:07</b>
Weather	<b>Sunny</b>	Issued At:	14:46	
Track	<b>Dry, 32°C</b>			



## SUPERTWIN

Q5: Third Qualifying

Thursday, 09 May 2024

## DETAILED SECTOR ANALYSIS

### Qualifying Classification

Position

**1** **47 Richard COOPER**

TWN Behind  
Best Time **4:52.972** Best Speed **110.222** On **3** Gp

Lap	Lap Time	Lap Speed	Sector 1	Sector 2	Sector 3	Speed Trap
1	5:17.635	100.077		1:42.202	1:12.667	148.0
2	4:55.314	109.348	2:13.101	1:34.306	1:07.907	<b>161.1</b>
3	<b>4:52.972</b>	<b>110.222</b>	<b>2:11.556</b>	<b>1:33.826</b>	<b>1:07.590</b>	159.9
<i>Ideal</i>	<i>4:52.972</i>	<i>110.222</i>	<i>2:11.556</i>	<i>1:33.826</i>	<i>1:07.590</i>	<i>161.1</i>

**2** **99 Jeremy McWILLIAMS**

TWN Behind **2.850**  
Best Time **4:55.822** Best Speed **109.160** On **2** Gp

Lap	Lap Time	Lap Speed	Sector 1	Sector 2	Sector 3	Speed Trap
1	5:13.293	101.464		1:39.479	1:11.657	153.0
2	<b>4:55.822</b>	<b>109.160</b>	<b>2:12.645</b>	1:34.842	<b>1:08.335</b>	161.5
3	5:01.554	107.085	2:16.108	<b>1:34.136</b>		<b>164.2</b>
<i>Ideal</i>	<i>4:55.116</i>	<i>109.421</i>	<i>2:12.645</i>	<i>1:34.136</i>	<i>1:08.335</i>	<i>164.2</i>

**3** **60 Peter HICKMAN**

TWN Behind **5.229**  
Best Time **4:58.201** Best Speed **108.289** On **2** Gp

Lap	Lap Time	Lap Speed	Sector 1	Sector 2	Sector 3	Speed Trap
1	6:53.478	76.880		<b>1:35.166</b>	<b>1:08.281</b>	156.9
2	<b>4:58.201</b>	<b>108.289</b>	<b>2:12.695</b>	1:36.899	1:08.607	<b>158.1</b>
3	5:14.367	102.721	2:15.099	1:41.254		157.7
<i>Ideal</i>	<i>4:56.142</i>	<i>109.042</i>	<i>2:12.695</i>	<i>1:35.166</i>	<i>1:08.281</i>	<i>158.1</i>

**4** **16 Mike BROWNE**

TWN Behind **5.642**  
Best Time **4:58.614** Best Speed **108.140** On **3** Gp

Lap	Lap Time	Lap Speed	Sector 1	Sector 2	Sector 3	Speed Trap
1	5:24.305	98.019		1:37.300		157.7
2	6:46.632	79.413		<b>1:35.885</b>	1:10.384	156.6
3	<b>4:58.614</b>	<b>108.140</b>	<b>2:13.544</b>	1:36.453	<b>1:08.617</b>	<b>158.1</b>
<i>Ideal</i>	<i>4:58.046</i>	<i>108.346</i>	<i>2:13.544</i>	<i>1:35.885</i>	<i>1:08.617</i>	<i>158.1</i>

### Qualifying Classification

Position

**5** **8 Christian ELKIN**

TWN Behind **9.380**  
Best Time **5:02.352** Best Speed **106.803** On **3** Gp

Lap	Lap Time	Lap Speed	Sector 1	Sector 2	Sector 3	Speed Trap
1	5:23.314	98.319		1:37.267	1:10.072	<b>156.2</b>
2	5:05.633	105.656	2:18.722	<b>1:37.161</b>	1:09.750	152.0
3	<b>5:02.352</b>	<b>106.803</b>	<b>2:15.731</b>	1:37.290	<b>1:09.331</b>	154.8
<i>Ideal</i>	<i>5:02.223</i>	<i>106.848</i>	<i>2:15.731</i>	<i>1:37.161</i>	<i>1:09.331</i>	<i>156.2</i>

**6** **80 Barry FURBER**

TWN Behind **10.808**  
Best Time **5:03.780** Best Speed **106.301** On **3** Gp

Lap	Lap Time	Lap Speed	Sector 1	Sector 2	Sector 3	Speed Trap
1	5:35.934	94.626		<b>1:36.690</b>	1:12.113	<b>156.6</b>
2	5:04.287	106.123	2:16.958	1:36.881	<b>1:10.448</b>	<b>156.6</b>
3	<b>5:03.780</b>	<b>106.301</b>	<b>2:15.327</b>	1:37.004	1:11.449	<b>156.6</b>
<i>Ideal</i>	<i>5:02.465</i>	<i>106.763</i>	<i>2:15.327</i>	<i>1:36.690</i>	<i>1:10.448</i>	<i>156.6</i>

**7** **9 Gary McCOY**

TWN Behind **11.396**  
Best Time **5:04.368** Best Speed **106.095** On **2** Gp

Lap	Lap Time	Lap Speed	Sector 1	Sector 2	Sector 3	Speed Trap
1	5:28.530	96.758		1:39.332	1:10.243	154.4
2	<b>5:04.368</b>	<b>106.095</b>	2:15.510	1:38.923	<b>1:09.935</b>	154.1
3	5:13.320	103.064	<b>2:15.061</b>	<b>1:37.762</b>		<b>155.5</b>
<i>Ideal</i>	<i>5:02.758</i>	<i>106.659</i>	<i>2:15.061</i>	<i>1:37.762</i>	<i>1:09.935</i>	<i>155.5</i>

**8** **17 Barry GRAHAM**

TWN Behind **12.419**  
Best Time **5:05.391** Best Speed **105.740** On **2** Gp

Lap	Lap Time	Lap Speed	Sector 1	Sector 2	Sector 3	Speed Trap
1	5:18.810	99.708		1:40.138	1:12.917	154.8
2	<b>5:05.391</b>	<b>105.740</b>	<b>2:15.735</b>	<b>1:38.792</b>	<b>1:10.864</b>	<b>160.3</b>
3	5:10.802	103.899	2:17.375	1:39.130		154.8
<i>Ideal</i>	<i>5:05.391</i>	<i>105.740</i>	<i>2:15.735</i>	<i>1:38.792</i>	<i>1:10.864</i>	<i>160.3</i>

## SUPERTWIN

### Q5: Third Qualifying

Thursday, 09 May 2024

## DETAILED SECTOR ANALYSIS

### Qualifying Classification

Position

**9** **39 Allann VENTER**

TWN Behind **14.079**

Best Time **5:07.051** Best Speed **105.168** On **3** Gp

Lap	Lap Time	Lap Speed	Sector 1	Sector 2	Sector 3	Speed Trap
1	5:20.590	99.155		1:39.872	1:12.421	<b>155.1</b>
2	5:08.971	104.515	2:17.269	1:39.002	1:12.700	<b>155.1</b>
3	<b>5:07.051</b>	<b>105.168</b>	<b>2:17.158</b>	<b>1:38.671</b>	<b>1:11.222</b>	154.1
<i>Ideal</i>	<i>5:07.051</i>	<i>105.168</i>	<i>2:17.158</i>	<i>1:38.671</i>	<i>1:11.222</i>	<i>155.1</i>

**10** **49 Michael REES**

TWN Behind **15.348**

Best Time **5:08.320** Best Speed **104.735** On **2** Gp

Lap	Lap Time	Lap Speed	Sector 1	Sector 2	Sector 3	Speed Trap
1	5:19.508	99.490		1:38.757	1:13.322	<b>158.4</b>
2	<b>5:08.320</b>	<b>104.735</b>	<b>2:17.090</b>	1:38.863	1:12.367	154.8
3	5:08.416	104.703	2:17.710	<b>1:38.684</b>	<b>1:12.022</b>	153.4
<i>Ideal</i>	<i>5:07.796</i>	<i>104.914</i>	<i>2:17.090</i>	<i>1:38.684</i>	<i>1:12.022</i>	<i>158.4</i>

**11** **83T Gareth ARNOLD**

TWN Behind **19.189**

Best Time **5:12.161** Best Speed **103.447** On **2** Gp

Lap	Lap Time	Lap Speed	Sector 1	Sector 2	Sector 3	Speed Trap
1	6:04.829	87.131		1:42.262	1:12.586	148.0
2	<b>5:12.161</b>	<b>103.447</b>	<b>2:19.470</b>	1:40.588	1:12.103	<b>150.6</b>
3	5:13.030	103.159	2:20.588	<b>1:40.538</b>	<b>1:11.904</b>	149.3
<i>Ideal</i>	<i>5:11.912</i>	<i>103.529</i>	<i>2:19.470</i>	<i>1:40.538</i>	<i>1:11.904</i>	<i>150.6</i>

**12** **65 Michael SWEENEY**

TWN Behind **19.259**

Best Time **5:12.231** Best Speed **103.423** On **3** Gp

Lap	Lap Time	Lap Speed	Sector 1	Sector 2	Sector 3	Speed Trap
1	5:18.000	99.962		<b>1:37.687</b>	<b>1:12.665</b>	<b>156.6</b>
2	5:20.504	100.754	<b>2:17.091</b>	1:49.047	1:14.366	151.3
3	<b>5:12.231</b>	<b>103.423</b>	2:17.687	1:38.440		151.0
<i>Ideal</i>	<i>5:07.443</i>	<i>105.034</i>	<i>2:17.091</i>	<i>1:37.687</i>	<i>1:12.665</i>	<i>156.6</i>

### Qualifying Classification

Position

**13** **119 Kris DUNCAN**

TWN Behind **19.455**

Best Time **5:12.427** Best Speed **103.359** On **2** Gp

Lap	Lap Time	Lap Speed	Sector 1	Sector 2	Sector 3	Speed Trap
1	5:16.389	100.471		1:40.502	1:14.179	147.0
2	<b>5:12.427</b>	<b>103.359</b>	2:19.792	1:39.980	<b>1:12.655</b>	<b>154.8</b>
3	5:17.500	101.707	<b>2:18.944</b>	<b>1:39.346</b>	1:19.210	151.6
<i>Ideal</i>	<i>5:10.945</i>	<i>103.851</i>	<i>2:18.944</i>	<i>1:39.346</i>	<i>1:12.655</i>	<i>154.8</i>

**14** **5 Marty LENNON**

TWN Behind **20.401**

Best Time **5:13.373** Best Speed **103.047** On **3** Gp

Lap	Lap Time	Lap Speed	Sector 1	Sector 2	Sector 3	Speed Trap
1	5:27.419	97.087		1:41.779		<b>153.0</b>
2	6:59.773	76.927		<b>1:41.379</b>	1:12.764	149.0
3	<b>5:13.373</b>	<b>103.047</b>	<b>2:19.500</b>	1:41.545	<b>1:12.328</b>	151.0
<i>Ideal</i>	<i>5:13.207</i>	<i>103.101</i>	<i>2:19.500</i>	<i>1:41.379</i>	<i>1:12.328</i>	<i>153.0</i>

**15** **32 Martin MORRIS**

TWN Behind **21.410**

Best Time **5:14.382** Best Speed **102.716** On **2** Gp

Lap	Lap Time	Lap Speed	Sector 1	Sector 2	Sector 3	Speed Trap
1	5:51.966	90.316		1:42.268	1:12.436	145.1
2	<b>5:14.382</b>	<b>102.716</b>	2:21.535	<b>1:41.246</b>	<b>1:11.601</b>	<b>154.4</b>
3	5:14.520	102.671	<b>2:21.288</b>	1:41.531	1:11.701	148.3
<i>Ideal</i>	<i>5:14.135</i>	<i>102.797</i>	<i>2:21.288</i>	<i>1:41.246</i>	<i>1:11.601</i>	<i>154.4</i>

**16** **21 Phil STEWART**

TWN Behind **21.765**

Best Time **5:14.737** Best Speed **102.600** On **3** Gp

Lap	Lap Time	Lap Speed	Sector 1	Sector 2	Sector 3	Speed Trap
1	6:11.631	85.536		1:42.108	1:16.762	149.0
2	5:14.872	102.556	2:21.178	1:41.801	<b>1:11.893</b>	149.6
3	<b>5:14.737</b>	<b>102.600</b>	<b>2:19.670</b>	<b>1:41.388</b>	1:13.679	<b>150.3</b>
<i>Ideal</i>	<i>5:12.951</i>	<i>103.185</i>	<i>2:19.670</i>	<i>1:41.388</i>	<i>1:11.893</i>	<i>150.3</i>

## SUPERTWIN

Q5: Third Qualifying

Thursday, 09 May 2024

## DETAILED SECTOR ANALYSIS

### Qualifying Classification

Position

**17** **41 Aaron SPENCE**  
 TWN Behind **24.055**  
 Best Time **5:17.027** Best Speed **101.859** On **2** Gp

Lap	Lap Time	Lap Speed	Sector 1	Sector 2	Sector 3	Speed Trap
1	5:29.642	96.432		<b>1:42.070</b>	1:14.072	<b>149.0</b>
2	<b>5:17.027</b>	<b>101.859</b>	2:22.233	1:42.839	<b>1:11.955</b>	146.1
3	5:17.403	101.738	<b>2:20.899</b>	1:44.268	1:12.236	143.3
<i>Ideal</i>	<i>5:14.924</i>	<i>102.539</i>	<i>2:20.899</i>	<i>1:42.070</i>	<i>1:11.955</i>	<i>149.0</i>

**18** **35 Daniel INGHAM**

TWN Behind **24.539**  
 Best Time **5:17.511** Best Speed **101.704** On **2** Gp

Lap	Lap Time	Lap Speed	Sector 1	Sector 2	Sector 3	Speed Trap
1	6:16.506	84.429		1:43.306	1:14.075	150.6
2	<b>5:17.511</b>	<b>101.704</b>	2:24.916	<b>1:41.102</b>	<b>1:11.493</b>	<b>151.0</b>
3	5:17.895	101.581	<b>2:23.760</b>	1:42.030	1:12.105	150.0
<i>Ideal</i>	<i>5:16.355</i>	<i>102.075</i>	<i>2:23.760</i>	<i>1:41.102</i>	<i>1:11.493</i>	<i>151.0</i>

**19** **222 Michael GAHAN**

TWN Behind **25.379**  
 Best Time **5:18.351** Best Speed **101.435** On **2** Gp

Lap	Lap Time	Lap Speed	Sector 1	Sector 2	Sector 3	Speed Trap
1	5:37.239	94.260		<b>1:42.343</b>	1:14.285	148.0
2	<b>5:18.351</b>	<b>101.435</b>	<b>2:22.131</b>	1:42.548	1:13.672	<b>151.6</b>
3	5:18.970	101.238	2:22.752	1:43.027	<b>1:13.191</b>	150.3
<i>Ideal</i>	<i>5:17.665</i>	<i>101.654</i>	<i>2:22.131</i>	<i>1:42.343</i>	<i>1:13.191</i>	<i>151.6</i>

**20** **42 Andy HORNBY**

TWN Behind **26.395**  
 Best Time **5:19.367** Best Speed **101.113** On **2** Gp

Lap	Lap Time	Lap Speed	Sector 1	Sector 2	Sector 3	Speed Trap
1	5:33.204	95.401		1:42.257	1:15.275	<b>157.3</b>
2	<b>5:19.367</b>	<b>101.113</b>	<b>2:22.166</b>	<b>1:41.993</b>	1:15.208	155.5
3	5:21.750	100.364	2:23.411	1:43.264	<b>1:15.075</b>	152.0
<i>Ideal</i>	<i>5:19.234</i>	<i>101.155</i>	<i>2:22.166</i>	<i>1:41.993</i>	<i>1:15.075</i>	<i>157.3</i>

### Qualifying Classification

Position

**21** **46 Anthony REDMOND**  
 TWN Behind **28.568**  
 Best Time **5:21.540** Best Speed **100.429** On **2** Gp

Lap	Lap Time	Lap Speed	Sector 1	Sector 2	Sector 3	Speed Trap
1	5:56.085	89.271		<b>1:43.629</b>	1:14.950	<b>147.0</b>
2	<b>5:21.540</b>	<b>100.429</b>	2:23.692	1:44.819	<b>1:13.029</b>	144.2
3	5:22.313	100.188	<b>2:22.962</b>	1:45.593	1:13.758	146.7
<i>Ideal</i>	<i>5:19.620</i>	<i>101.032</i>	<i>2:22.962</i>	<i>1:43.629</i>	<i>1:13.029</i>	<i>147.0</i>

**22** **384 Mauro PONCINI**

TWN Behind **28.654**  
 Best Time **5:21.626** Best Speed **100.402** On **2** Gp

Lap	Lap Time	Lap Speed	Sector 1	Sector 2	Sector 3	Speed Trap
1	5:56.584	89.146		1:45.178	1:14.742	<b>147.0</b>
2	<b>5:21.626</b>	<b>100.402</b>	2:24.767	<b>1:44.341</b>	<b>1:12.518</b>	146.4
3	5:22.454	100.145	<b>2:22.940</b>	1:45.860	1:13.654	145.4
<i>Ideal</i>	<i>5:19.799</i>	<i>100.976</i>	<i>2:22.940</i>	<i>1:44.341</i>	<i>1:12.518</i>	<i>147.0</i>

**23** **84 Maria COSTELLO**

TWN Behind **32.329**  
 Best Time **5:25.301** Best Speed **99.268** On **3** Gp

Lap	Lap Time	Lap Speed	Sector 1	Sector 2	Sector 3	Speed Trap
1	5:55.709	89.365		1:44.629	1:15.773	145.7
2	5:26.070	99.034	2:26.263	<b>1:44.560</b>	1:15.247	<b>147.3</b>
3	<b>5:25.301</b>	<b>99.268</b>	<b>2:25.619</b>	1:44.580	<b>1:15.102</b>	147.0
<i>Ideal</i>	<i>5:25.281</i>	<i>99.274</i>	<i>2:25.619</i>	<i>1:44.560</i>	<i>1:15.102</i>	<i>147.3</i>

**24** **91 Graham McALEESE**

TWN Behind **34.126**  
 Best Time **5:27.098** Best Speed **98.723** On **3** Gp

Lap	Lap Time	Lap Speed	Sector 1	Sector 2	Sector 3	Speed Trap
1	5:46.475	91.747		<b>1:44.844</b>	1:16.505	146.7
2	5:28.176	98.398	2:26.610	1:45.403	1:16.163	144.5
3	<b>5:27.098</b>	<b>98.723</b>	<b>2:25.367</b>	1:45.659	<b>1:16.072</b>	<b>149.6</b>
<i>Ideal</i>	<i>5:26.283</i>	<i>98.969</i>	<i>2:25.367</i>	<i>1:44.844</i>	<i>1:16.072</i>	<i>149.6</i>

## SUPERTWIN

Q5: Third Qualifying

Thursday, 09 May 2024

## DETAILED SECTOR ANALYSIS

### Qualifying Classification

Position

**25** **59 Darragh TRAPPE**  
 TWN Behind **37.160**  
 Best Time **5:30.132** Best Speed **97.815** On **3** Gp

Lap	Lap Time	Lap Speed	Sector 1	Sector 2	Sector 3	Speed Trap
1	6:38.580	79.753		<b>1:46.041</b>	1:27.899	<b>144.2</b>
2	5:33.787	96.744	2:30.673	1:46.281	1:16.833	143.9
3	<b>5:30.132</b>	<b>97.815</b>	<b>2:27.611</b>	1:46.056	<b>1:16.465</b>	143.0
<i>Ideal</i>	<i>5:30.117</i>	<i>97.820</i>	<i>2:27.611</i>	<i>1:46.041</i>	<i>1:16.465</i>	<i>144.2</i>

### 26 27 David MADSEN MYGDAL

TWN Behind **37.736**  
 Best Time **5:30.708** Best Speed **97.645** On **3** Gp

Lap	Lap Time	Lap Speed	Sector 1	Sector 2	Sector 3	Speed Trap
1	5:40.095	93.468		<b>1:45.690</b>	1:17.730	147.3
2	5:32.149	97.221	2:28.611	1:46.762	1:16.776	148.0
3	<b>5:30.708</b>	<b>97.645</b>	<b>2:27.249</b>	1:47.162	<b>1:16.297</b>	<b>148.6</b>
<i>Ideal</i>	<i>5:29.236</i>	<i>98.082</i>	<i>2:27.249</i>	<i>1:45.690</i>	<i>1:16.297</i>	<i>148.6</i>

### 27 58 Michael ALLEN

TWN Behind **43.235**  
 Best Time **5:36.207** Best Speed **96.048** On **2** Gp

Lap	Lap Time	Lap Speed	Sector 1	Sector 2	Sector 3	Speed Trap
1	6:15.135	84.737		1:45.648	1:20.446	144.8
2	<b>5:36.207</b>	<b>96.048</b>	2:30.280	1:47.132	<b>1:18.795</b>	<b>146.7</b>
3	5:38.333	95.444	<b>2:30.050</b>	<b>1:44.630</b>		142.0
<i>Ideal</i>	<i>5:33.475</i>	<i>96.835</i>	<i>2:30.050</i>	<i>1:44.630</i>	<i>1:18.795</i>	<i>146.7</i>

### 28 48 Mark JOHNSON

TWN Behind **44.016**  
 Best Time **5:36.988** Best Speed **95.825** On **2** Gp

Lap	Lap Time	Lap Speed	Sector 1	Sector 2	Sector 3	Speed Trap
1	6:20.159	83.618		<b>1:46.993</b>	1:19.224	138.8
2	<b>5:36.988</b>	<b>95.825</b>	<b>2:30.860</b>	1:47.848	<b>1:18.280</b>	<b>143.3</b>
3	5:38.852	95.298	2:32.175	1:48.108	1:18.569	138.5
<i>Ideal</i>	<i>5:36.133</i>	<i>96.069</i>	<i>2:30.860</i>	<i>1:46.993</i>	<i>1:18.280</i>	<i>143.3</i>

### Qualifying Classification

Position

**29** **28 Garth WOODS**  
 TWN Behind **48.116**  
 Best Time **5:41.088** Best Speed **94.674** On **2** Gp

Lap	Lap Time	Lap Speed	Sector 1	Sector 2	Sector 3	Speed Trap
1	6:35.068	80.462		1:50.342	1:19.220	143.3
2	<b>5:41.088</b>	<b>94.674</b>	2:33.711	1:49.326	<b>1:18.051</b>	<b>144.5</b>
3	5:41.313	94.611	<b>2:32.171</b>	<b>1:47.465</b>	1:21.677	142.7
<i>Ideal</i>	<i>5:37.687</i>	<i>95.627</i>	<i>2:32.171</i>	<i>1:47.465</i>	<i>1:18.051</i>	<i>144.5</i>

### Non Qualifiers

Position

#### 4 Michael RUTTER

TWN Behind **15.653**  
 Best Time **5:08.625** Best Speed **104.632** On **3** Gp

Lap	Lap Time	Lap Speed	Sector 1	Sector 2	Sector 3	Speed Trap
1	7:18.975	72.414			<b>1:36.629</b>	<b>155.9</b>
2	6:03.009	88.956		1:42.400	<b>1:10.636</b>	139.7
3	<b>5:08.625</b>	<b>104.632</b>	<b>2:15.725</b>	1:37.425		153.7
<i>Ideal</i>	<i>5:02.990</i>	<i>106.578</i>	<i>2:15.725</i>	<i>1:36.629</i>	<i>1:10.636</i>	<i>155.9</i>

#### 81 Eoin Ó SIOCHRU

TWN Behind **24.396**  
 Best Time **5:17.368** Best Speed **101.749** On **2** Gp

Lap	Lap Time	Lap Speed	Sector 1	Sector 2	Sector 3	Speed Trap
1	7:05.681	74.676		1:41.709	1:22.132	<b>149.3</b>
2	<b>5:17.368</b>	<b>101.749</b>	<b>2:22.700</b>	<b>1:40.582</b>	<b>1:14.086</b>	147.0
<i>Ideal</i>	<i>5:17.368</i>	<i>101.749</i>	<i>2:22.700</i>	<i>1:40.582</i>	<i>1:14.086</i>	<i>149.3</i>

#### 212 Dean McMASTER

TWN Behind **29.444**  
 Best Time **5:22.416** Best Speed **100.156** On **1** Gp

Lap	Lap Time	Lap Speed	Sector 1	Sector 2	Sector 3	Speed Trap
1	<b>5:22.416</b>	98.593		<b>1:40.074</b>	<b>1:11.709</b>	<b>157.3</b>
<i>Ideal</i>	<i>0.000</i>	<i>0.000</i>		<i>1:40.074</i>	<i>1:11.709</i>	<i>157.3</i>



### Non Qualifiers

Position

#### 38 Paul WILLIAMS

TWN Behind **39.315**

Best Time **5:32.287** Best Speed **97.181** On **1** Gp

Lap	Lap Time	Lap Speed	Sector 1	Sector 2	Sector 3	Speed Trap
1	<b>5:32.287</b>	95.664		<b>1:43.195</b>		<b>152.3</b>
<i>Ideal</i>	<i>0.000</i>	<i>0.000</i>		<i>1:43.195</i>		<i>152.3</i>

#### 828 Richard KAY

TWN Behind **39.399**

Best Time **5:32.371** Best Speed **97.156** On **2** Gp

Lap	Lap Time	Lap Speed	Sector 1	Sector 2	Sector 3	Speed Trap
1	6:35.992	80.274		1:49.097	1:16.892	<b>148.6</b>
2	<b>5:32.371</b>	<b>97.156</b>	<b>2:29.825</b>	<b>1:46.535</b>	<b>1:16.011</b>	146.1
3	5:58.226	90.144	2:48.219	1:47.321	1:22.686	145.1
<i>Ideal</i>	<i>5:32.371</i>	<i>97.156</i>	<i>2:29.825</i>	<i>1:46.535</i>	<i>1:16.011</i>	<i>148.6</i>

#### 105 Darren DUNCAN

TWN Behind **59.890**

Best Time **5:52.862** Best Speed **91.515** On **2** Gp

Lap	Lap Time	Lap Speed	Sector 1	Sector 2	Sector 3	Speed Trap
1	6:23.083	82.979		1:51.608	1:29.363	131.5
2	<b>5:52.862</b>	<b>91.515</b>	2:38.478	1:51.575	<b>1:22.809</b>	133.9
3	5:54.953	90.975	<b>2:36.092</b>	<b>1:48.684</b>	1:30.177	<b>138.3</b>
<i>Ideal</i>	<i>5:47.585</i>	<i>92.904</i>	<i>2:36.092</i>	<i>1:48.684</i>	<i>1:22.809</i>	<i>138.3</i>

# BRIGGS EQUIPMENT NORTH WEST 2000

## SUPERTWIN

### Q5: Third Qualifying

## SECTOR ANALYSIS

Perfect Lap (sum of best sectors) = 4:52.972



## IDEAL / BEST COMPARISON

SECTOR 1 FINISH - BALLYSALLY			SECTOR 2 BALLYSALLY - METROPOLE		SECTOR 3 METROPOLE - FINISH		IDEAL / BEST COMPARISON								
Pos	No	Name	Time	No	Name	Time	Pos	No	Name	Ideal Time	Best Time	Diff			
1	47	Richard COOPER	2:11.556	47	Richard COOPER	1:33.826	47	Richard COOPER	1:07.590	1	47	Richard COOPER	4:52.972	4:52.972	0.000
2	99	Jeremy McWILLIAMS	2:12.645	99	Jeremy McWILLIAMS	1:34.136	60	Peter HICKMAN	1:08.281	2	99	Jeremy McWILLIAMS	4:55.116	4:55.822	0.706
3	60	Peter HICKMAN	2:12.695	60	Peter HICKMAN	1:35.166	99	Jeremy McWILLIAMS	1:08.335	3	60	Peter HICKMAN	4:56.142	4:58.201	2.059
4	16	Mike BROWNE	2:13.544	16	Mike BROWNE	1:35.885	16	Mike BROWNE	1:08.617	4	16	Mike BROWNE	4:58.046	4:58.614	0.568
5	9	Gary McCOY	2:15.061	4	Michael RUTTER	1:36.629	8	Christian ELKIN	1:09.331	5	8	Christian ELKIN	5:02.223	5:02.352	0.129
6	80	Barry FURBER	2:15.327	80	Barry FURBER	1:36.690	9	Gary McCOY	1:09.935	6	80	Barry FURBER	5:02.465	5:03.780	1.315
7	4	Michael RUTTER	2:15.725	8	Christian ELKIN	1:37.161	80	Barry FURBER	1:10.448	7	9	Gary McCOY	5:02.758	5:04.368	1.610
8	8	Christian ELKIN	2:15.731	65	Michael SWEENEY	1:37.687	4	Michael RUTTER	1:10.636	8	17	Barry GRAHAM	5:05.391	5:05.391	0.000
9	17	Barry GRAHAM	2:15.735	9	Gary McCOY	1:37.762	17	Barry GRAHAM	1:10.864	9	39	Allann VENTER	5:07.051	5:07.051	0.000
10	49	Michael REES	2:17.090	39	Allann VENTER	1:38.671	39	Allann VENTER	1:11.222	10	49	Michael REES	5:07.796	5:08.320	0.524
11	65	Michael SWEENEY	2:17.091	49	Michael REES	1:38.684	35	Daniel INGHAM	1:11.493	11	4	Michael RUTTER	5:02.990	5:08.625	5.635
12	39	Allann VENTER	2:17.158	17	Barry GRAHAM	1:38.792	32	Martin MORRIS	1:11.601	12	83T	Gareth ARNOLD	5:11.912	5:12.161	0.249
13	119	Kris DUNCAN	2:18.944	119	Kris DUNCAN	1:39.346	212	Dean McMASTER	1:11.709	13	65	Michael SWEENEY	5:07.443	5:12.231	4.788
14	83T	Gareth ARNOLD	2:19.470	212	Dean McMASTER	1:40.074	21	Phil STEWART	1:11.893	14	119	Kris DUNCAN	5:10.945	5:12.427	1.482
15	5	Marty LENNON	2:19.500	83T	Gareth ARNOLD	1:40.538	83T	Gareth ARNOLD	1:11.904	15	5	Marty LENNON	5:13.207	5:13.373	0.166
16	21	Phil STEWART	2:19.670	81	Eoin SIOCHRU	1:40.582	41	Aaron SPENCE	1:11.955	16	32	Martin MORRIS	5:14.135	5:14.382	0.247
17	41	Aaron SPENCE	2:20.899	35	Daniel INGHAM	1:41.102	49	Michael REES	1:12.022	17	21	Phil STEWART	5:12.951	5:14.737	1.786
18	32	Martin MORRIS	2:21.288	32	Martin MORRIS	1:41.246	5	Marty LENNON	1:12.328	18	41	Aaron SPENCE	5:14.924	5:17.027	2.103
19	222	Michael GAHAN	2:22.131	5	Marty LENNON	1:41.379	384	Mauro PONCINI	1:12.518	19	81	Eoin SIOCHRU	5:17.368	5:17.368	0.000
20	42	Andy HORNBY	2:22.166	21	Phil STEWART	1:41.388	119	Kris DUNCAN	1:12.655	20	35	Daniel INGHAM	5:16.355	5:17.511	1.156
21	81	Eoin SIOCHRU	2:22.700	42	Andy HORNBY	1:41.993	65	Michael SWEENEY	1:12.665	21	222	Michael GAHAN	5:17.665	5:18.351	0.686
22	384	Mauro PONCINI	2:22.940	41	Aaron SPENCE	1:42.070	46	Anthony REDMOND	1:13.029	22	42	Andy HORNBY	5:19.234	5:19.367	0.133
23	46	Anthony REDMOND	2:22.962	222	Michael GAHAN	1:42.343	222	Michael GAHAN	1:13.191	23	46	Anthony REDMOND	5:19.620	5:21.540	1.920
24	35	Daniel INGHAM	2:23.760	38	Paul WILLIAMS	1:43.195	81	Eoin SIOCHRU	1:14.086	24	384	Mauro PONCINI	5:19.799	5:21.626	1.827
25	91	Graham McALEESE	2:25.367	46	Anthony REDMOND	1:43.629	42	Andy HORNBY	1:15.075	25	84	Maria COSTELLO	5:25.281	5:25.301	0.020
26	84	Maria COSTELLO	2:25.619	384	Mauro PONCINI	1:44.341	84	Maria COSTELLO	1:15.102	26	91	Graham McALEESE	5:26.283	5:27.098	0.815
27	27	David MADSEN MYGDAL	2:27.249	84	Maria COSTELLO	1:44.560	828	Richard KAY	1:16.011	27	59	Darragh TRAPPE	5:30.117	5:30.132	0.015
28	59	Darragh TRAPPE	2:27.611	58	Michael ALLEN	1:44.630	91	Graham McALEESE	1:16.072	28	27	David MADSEN MYGDAL	5:29.236	5:30.708	1.472
29	828	Richard KAY	2:29.825	91	Graham McALEESE	1:44.844	27	David MADSEN MYGDAL	1:16.297	29	828	Richard KAY	5:32.371	5:32.371	0.000
30	58	Michael ALLEN	2:30.050	27	David MADSEN MYGDAL	1:45.690	59	Darragh TRAPPE	1:16.465	30	58	Michael ALLEN	5:33.475	5:36.207	2.732
31	48	Mark JOHNSON	2:30.860	59	Darragh TRAPPE	1:46.041	28	Garth WOODS	1:18.051	31	48	Mark JOHNSON	5:36.133	5:36.988	0.855
32	28	Garth WOODS	2:32.171	828	Richard KAY	1:46.535	48	Mark JOHNSON	1:18.280	32	28	Garth WOODS	5:37.687	5:41.088	3.401
33	105	Darren DUNCAN	2:36.092	48	Mark JOHNSON	1:46.993	58	Michael ALLEN	1:18.795	33	105	Darren DUNCAN	5:47.585	5:52.862	5.277
				28	Garth WOODS	1:47.465	105	Darren DUNCAN	1:22.809						
				105	Darren DUNCAN	1:48.684									



# SPEED TRAP

## ON APPROACH TO UNIVERSITY

Class	No/Name	Fastest	Lap 1	Lap 2	Lap 3	Lap 4	Lap 5	Lap 6	Lap 7	Lap 8	Lap 9	Lap 10	Lap 11	Lap 12
TWN	99 Jeremy McWILLIAMS	164.2	153.0	161.5	164.2									
TWN	47 Richard COOPER	161.1	148.0	161.1	159.9									
TWN	17 Barry GRAHAM	160.3	154.8	160.3	154.8									
TWN	49 Michael REES	158.4	158.4	154.8	153.4									
TWN	60 Peter HICKMAN	158.1	156.9	158.1	157.7									
TWN	16 Mike BROWNE	158.1	157.7	156.6	158.1									
TWN	212 Dean McMASTER	157.3	157.3											
TWN	42 Andy HORNBY	157.3	157.3	155.5	152.0									
TWN	65 Michael SWEENEY	156.6	156.6	151.3	151.0									
TWN	80 Barry FURBER	156.6	156.6	156.6	156.6									
TWN	8 Christian ELKIN	156.2	156.2	152.0	154.8									
TWN	4 Michael RUTTER	155.9	155.9	139.7	153.7									
TWN	9 Gary McCOY	155.5	154.4	154.1	155.5									
TWN	39 Allann VENTER	155.1	155.1	155.1	154.1									
TWN	119 Kris DUNCAN	154.8	147.0	154.8	151.6									
TWN	32 Martin MORRIS	154.4	145.1	154.4	148.3									
TWN	5 Marty LENNON	153.0	153.0	149.0	151.0									
TWN	38 Paul WILLIAMS	152.3	152.3											
TWN	222 Michael GAHAN	151.6	148.0	151.6	150.3									
TWN	35 Daniel INGHAM	151.0	150.6	151.0	150.0									
TWN	83T Gareth ARNOLD	150.6	148.0	150.6	149.3									
TWN	21 Phil STEWART	150.3	149.0	149.6	150.3									
TWN	91 Graham McALEESE	149.6	146.7	144.5	149.6									
TWN	81 Eoin Ó SIOCHRU	149.3	149.3	147.0										
TWN	41 Aaron SPENCE	149.0	149.0	146.1	143.3									
TWN	828 Richard KAY	148.6	148.6	146.1	145.1									
TWN	27 David MADSEN MYGDAL	148.6	147.3	148.0	148.6									
TWN	84 Maria COSTELLO	147.3	145.7	147.3	147.0									
TWN	46 Anthony REDMOND	147.0	147.0	144.2	146.7									
TWN	384 Mauro PONCINI	147.0	147.0	146.4	145.4									
TWN	58 Michael ALLEN	146.7	144.8	146.7	142.0									
TWN	28 Garth WOODS	144.5	143.3	144.5	142.7									
TWN	59 Darragh TRAPPE	144.2	144.2	143.9	143.0									
TWN	48 Mark JOHNSON	143.3	138.8	143.3	138.5									
TWN	105 Darren DUNCAN	138.3	131.5	133.9	138.3									

# BRIGGS EQUIPMENT NORTH WEST 2000

## SUPERTWIN

### Combined Qualifying




-----Best Time / Qual Laps-----  
 Pos Class No Name Session A Session B Session C Session D Overall Best Time / Speed / Total Qual Laps

#### Qualifying Classification

1	TWN	60	Peter HICKMAN	5:07.280	2	4:51.323	5	4:58.201	2	-----	4:51.323	110.846	9
2	TWN	47	Richard COOPER	5:30.752	1	4:54.118	5	4:52.972	3	-----	4:52.972	110.222	9
3	TWN	99	Jeremy McWILLIAMS	5:02.185	2	4:58.431	3	4:55.822	3	-----	4:55.822	109.160	8
4	TWN	16	Mike BROWNE	5:13.266	1	4:58.822	4	4:58.614	2	-----	4:58.614	108.140	7
5	TWN	8	Christian ELKIN	5:05.999	2	5:01.695	5	5:02.352	3	-----	5:01.695	107.035	10
6	TWN	56	Adam McLEAN	5:02.622	2	12:54.460	0	-----	-----	-----	5:02.622	106.707	2
7	TWN	65	Michael SWEENEY	5:03.621	2	5:09.639	2	5:12.231	3	-----	5:03.621	106.356	7
8	TWN	80	Barry FURBER	5:15.229	1	5:09.825	4	5:03.780	3	-----	5:03.780	106.301	8
9	TWN	9	Gary McCOY	5:11.655	2	5:05.537	3	5:04.368	3	-----	5:04.368	106.095	8
10	TWN	17	Barry GRAHAM	5:10.784	2	5:07.840	6	5:05.391	3	-----	5:05.391	105.740	11
11	TWN	4	Michael RUTTER	5:10.983	2	5:05.792	3	5:08.625	1	-----	5:05.792	105.601	6
12	TWN	83	Gareth ARNOLD	5:14.908	1	5:06.130	4	-----	-----	-----	5:06.130	105.485	5
13	TWN	39	Allann VENTER	5:23.576	1	5:14.179	4	5:07.051	3	-----	5:07.051	105.168	8
14	TWN	49	Michael REES	5:22.633	1	5:15.949	3	5:08.320	3	-----	5:08.320	104.735	7
15	TWN	32	Martin MORRIS	5:16.138	1	5:10.097	5	5:14.382	2	-----	5:10.097	104.135	8
16	TWN	83T	Gareth ARNOLD	-----	-----	-----	5:12.161	2	-----	-----	5:12.161	103.447	2
17	TWN	119	Kris DUNCAN	5:43.409	1	5:13.037	2	5:12.427	3	-----	5:12.427	103.359	6
18	TWN	5	Marty LENNON	7:25.104	0	-----	5:13.373	2	-----	-----	5:13.373	103.047	2
19	TWN	212	Dean McMASTER	5:17.347	2	5:13.409	6	5:22.416	1	-----	5:13.409	103.035	9
20	TWN	41	Aaron SPENCE	5:37.613	2	5:13.692	4	5:17.027	3	-----	5:13.692	102.942	9
21	TWN	21	Phil STEWART	5:26.328	1	5:16.010	4	5:14.737	2	-----	5:14.737	102.600	7
22	TWN	81	Eoin Ó SIOCHRU	-----	-----	5:14.832	6	5:17.368	1	-----	5:14.832	102.569	7
23	TWN	35	Daniel INGHAM	5:22.336	1	5:15.166	4	5:17.511	2	-----	5:15.166	102.460	7
24	TWN	38	Paul WILLIAMS	5:40.108	1	5:17.668	4	5:32.287	1	-----	5:17.668	101.653	6
25	TWN	222	Michael GAHAN	5:23.383	2	5:19.057	6	5:18.351	3	-----	5:18.351	101.435	11
26	TWN	384	Mauro PONCINI	5:30.563	1	5:18.654	6	5:21.626	2	-----	5:18.654	101.339	9
27	TWN	42	Andy HORNBY	5:29.738	2	5:26.376	3	5:19.367	3	-----	5:19.367	101.113	8
28	TWN	46	Anthony REDMOND	5:29.550	1	5:21.230	6	5:21.540	2	-----	5:21.230	100.526	9
29	TWN	84	Maria COSTELLO	7:37.683	0	5:31.183	4	5:25.301	2	-----	5:25.301	99.268	6
30	TWN	59	Darragh TRAPPE	-----	-----	5:26.346	4	5:30.132	2	-----	5:26.346	98.950	6
31	TWN	91	Graham McALEESE	5:38.207	1	30:39.628	0	5:27.098	3	-----	5:27.098	98.723	4
32	TWN	27	David MADSEN MYGDAL	5:35.153	2	5:29.958	3	5:30.708	3	-----	5:29.958	97.867	8
33	TWN	58	Michael ALLEN	5:48.656	1	5:30.249	4	5:36.207	2	-----	5:30.249	97.781	7
34	TWN	48	Mark JOHNSON	5:38.657	1	5:31.249	4	5:36.988	2	-----	5:31.249	97.486	7
35	TWN	828	Richard KAY	5:36.294	1	5:33.975	5	5:32.371	1	-----	5:32.371	97.156	7
36	TWN	105	Darren DUNCAN	5:53.524	1	5:40.649	5	5:52.862	0	-----	5:40.649	94.796	6
37	TWN	28	Garth WOODS	5:45.689	1	5:44.860	1	5:41.088	2	-----	5:41.088	94.674	4

Provisional result to be confirmed by the Stewards of the Meeting subject to completion of technical inspections & the time limit for protests

Page 1 / 1

Circuit	<b>The Triangle</b>	Signed		Organising Club	<b>Coleraine &amp; D MC</b>
Length(miles)	<b>8.9700 Lap 1 (8.8300)</b>	Chief Timekeeper			
Weather		Issued At:			
Track					



MCUI Ulster  
Centre Timing  
Powered by  
e-Laps timing software  
www.elaps-timing.com

